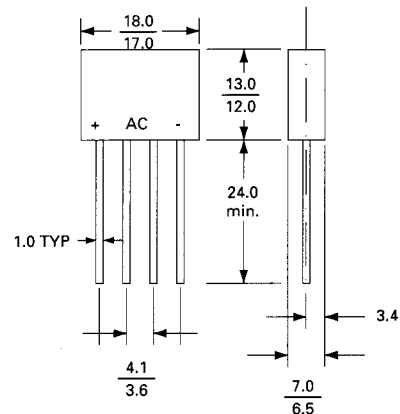


KBP2005 ...KBP210

2A SINGLE - PHASE SILICON BRIDGE

Features

- Surge overload rating - 50 amperes peak
- Ideal for printed circuit board
- Plastic material has Underwriters Laboratory Flammability Classification 94V-0.
- Mounting Position: Any



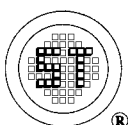
VOLTAGE RANGE
50 to 1000 Volts
CURRENT
2.0 Amperes

Dimensions in mm

MAXIMUM RATINGS AND ELECTRICAL CHARACTERISTICS

Rating at 25 °C ambient temperature unless otherwise specified. Resistive or inductive load, 60Hz
For capacitive load, derate current by 20%.

	KBP2005	KBP201	KBP202	KBP204	KBP206	KBP208	KBP210	UNITS
Maximum Recurrent Peak Reverse Voltage	50	100	200	400	600	800	1000	V
Input Voltage Recommended	20	40	80	125	250	380	440	V
Maximum DC Blocking Voltage	50	100	200	400	600	800	1000	V
Maximum Average Forward Rectified Output Current at = 50 °C T _A	2.0							A
Peak Forward Surge Current, 8.3 ms single half sine-wave superimposed on rated load	50							A
Maximum Forward Voltage Drop per Bridge Element at 1.0A Peak	1.0							V
Maximum Reverse Current at Rated DC Blocking Voltage per Element	10.0							μA
Operating Temperature Range T _J	-55 to + 125							°C
Storage Temperature Range T _A	-55 to + 150							°C



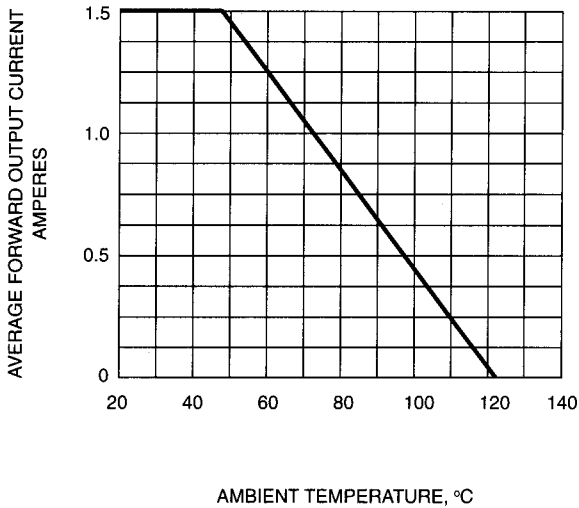
SEMTECH ELECTRONICS LTD.
(wholly owned subsidiary of HONEY TECHNOLOGY LTD.)



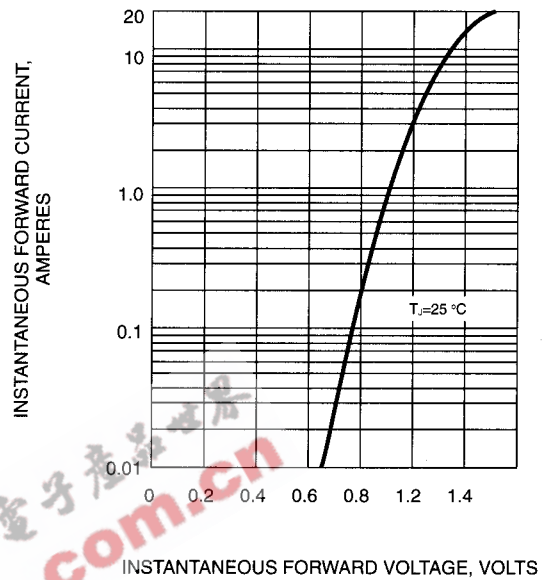
KBP2005 ...KBP210

2A SINGLE - PHASE SILICON BRIDGE

**FIG. 1-DERATING CURVE FOR
OUTPUT RECTIFIED CURRENT**



**FIG. 2-DERATING CURVE FOR
OUTPUT RECTIFIED CURRENT**



**FIG. 3-TYPICAL FORWARD
CHARACTERISTICS**

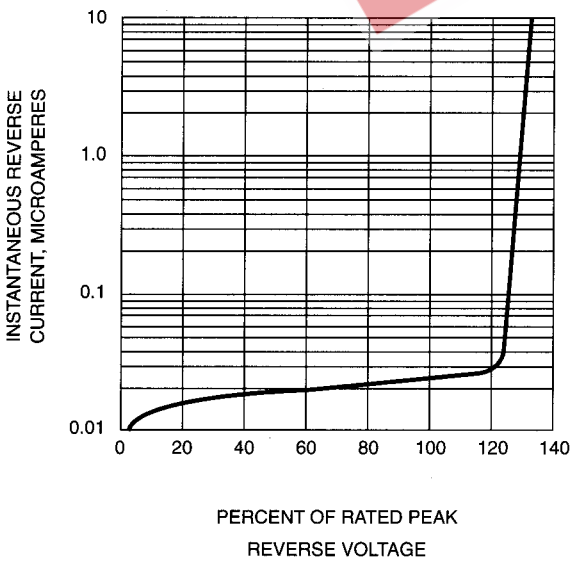


FIG. 4-MAXIMUM FORWARD SURGE CURRENT

