


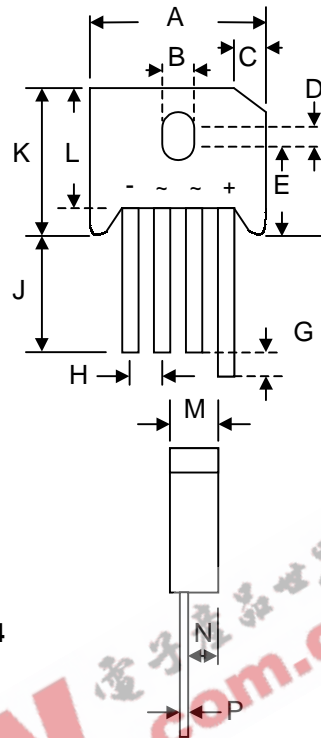
## 10A SINGLE-PHASE BRIDGE RECTIFIER

### Features

- Diffused Junction
- Low Forward Voltage Drop
- High Current Capability
- High Reliability
- High Surge Current Capability
- Ideal for Printed Circuit Boards
-  Recognized File # E157705

### Mechanical Data

- Case: KBU, Molded Plastic
- Terminals: Plated Leads Solderable per MIL-STD-202, Method 208
- Polarity: As Marked on Body
- Weight: 8.0 grams (approx.)
- Mounting Position: Any
- Mounting Torque: 10 cm·kg (8.8 in·lbs) Max.
- **Lead Free: For RoHS / Lead Free Version, Add “-LF” Suffix to Part Number, See Page 4**



Dim	KBU	
	Min	Max
A	22.70	23.70
B	3.60	4.10
C	4.20	4.70
D	1.70	2.20
E	10.30	11.30
G	4.50	5.60
H	4.60	5.60
J	25.40	—
K	—	19.30
L	16.80	17.80
M	6.60	7.10
N	4.10	4.60
P	1.20	1.30
All Dimensions in mm		

### Maximum Ratings and Electrical Characteristics @T<sub>A</sub>=25°C unless otherwise specified

Single Phase, half wave, 60Hz, resistive or inductive load.  
For capacitive load, derate current by 20%.

Characteristic	Symbol	KBU 1000	KBU 1001	KBU 1002	KBU 1004	KBU 1006	KBU 1008	KBU 1010	Unit
Peak Repetitive Reverse Voltage	V <sub>RRM</sub>								
Working Peak Reverse Voltage	V <sub>RWM</sub>	50	100	200	400	600	800	1000	V
DC Blocking Voltage	V <sub>R</sub>								
RMS Reverse Voltage	V <sub>R(RMS)</sub>	35	70	140	280	420	560	700	V
Average Rectified Output Current @T <sub>C</sub> = 100°C (Note 1)	I <sub>O</sub>	10							A
Non-Repetitive Peak Forward Surge Current 8.3ms Single half sine-wave superimposed on rated load (JEDEC Method)	I <sub>FSM</sub>	300							A
Forward Voltage per leg @I <sub>F</sub> = 5.0A	V <sub>FM</sub>	1.0							V
Peak Reverse Current @T <sub>A</sub> = 25°C At Rated DC Blocking Voltage @T <sub>A</sub> = 125°C	I <sub>R</sub>	10 1.0							μA mA
Typical Thermal Resistance per leg (Note 2)	R <sub>θJA</sub>	16							°C/W
Typical Thermal Resistance per leg (Note 1)	R <sub>θJC</sub>	2.8							°C/W
Operating and Storage Temperature Range	T <sub>J</sub> , T <sub>STG</sub>	-65 to +150							°C

Note: 1. Mounted on 85 x 85 x 1.5mm Al. plate.  
2. Mounted on PCB at 9.5mm lead length with 12mm<sup>2</sup> copper pad.

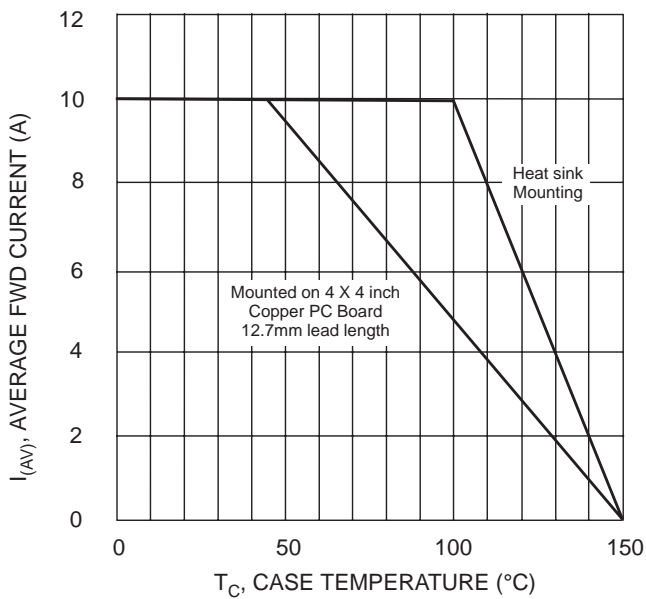


Fig. 1 Forward Current Derating Curve

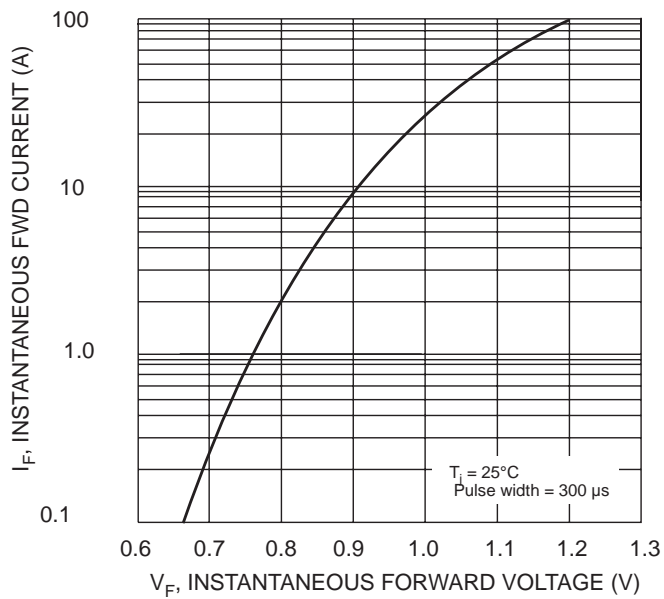


Fig. 2 Typical Forward Characteristics, per element

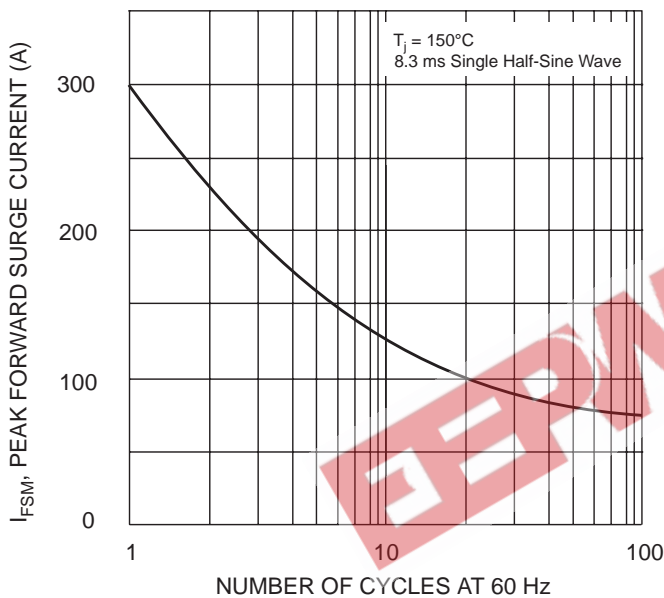


Fig. 3 Max Non-Repetitive Peak Fwd Surge Current

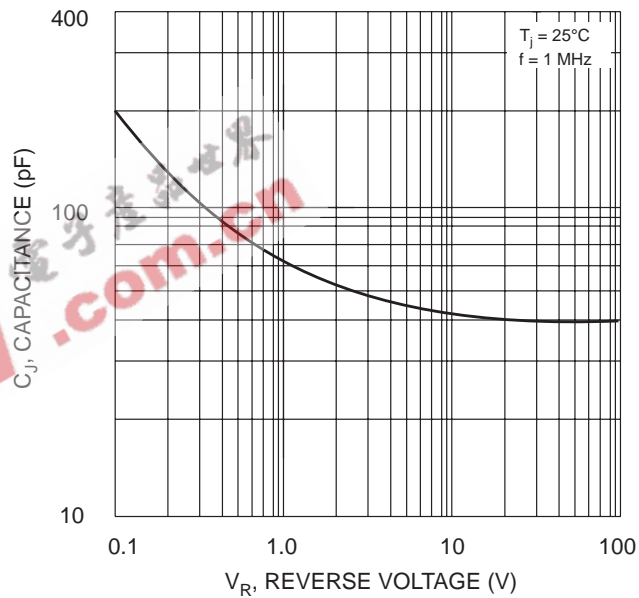


Fig. 4 Typical Junction Capacitance per element

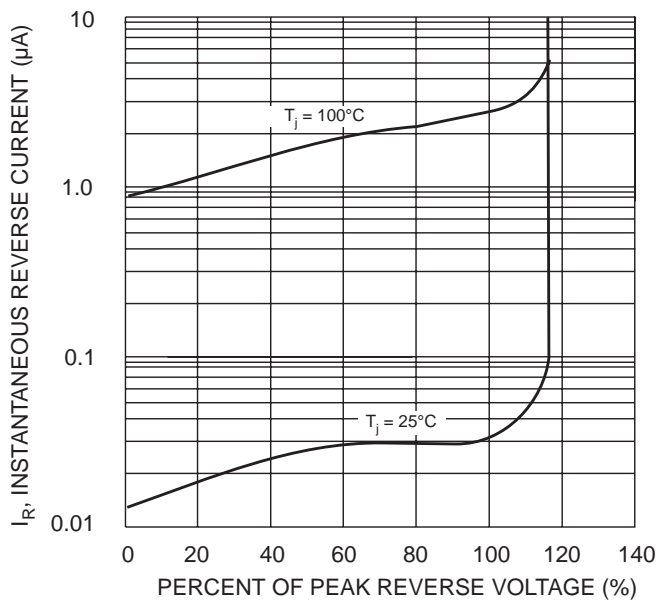
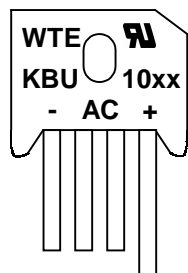


Fig. 5 Typical Reverse Characteristics

## MARKING INFORMATION



WTE = Manufacturer's Logo  
 KBU10xx = Device Number  
 xx = 00, 01, 02, 04, 06, 08 or 10  
 Polarity = As Marked on Body

## PACKAGING INFORMATION

### BULK

Inner Box Size L x W x H (mm)	Quantity (PCS)	Carton Size L x W x H (mm)	Quantity (PCS)	Approx. Gross Weight (KG)
268 x 227 x 51	400	463 x 283 x 185	2,400	20.5

**Note:** 1. Paper box, white or brown color.

EEPW.com.cn 电子元件世界

## ORDERING INFORMATION

Product No.	Package Type	Shipping Quantity
KBU1000	SIL Bridge	400 Units/Box
KBU1001	SIL Bridge	400 Units/Box
KBU1002	SIL Bridge	400 Units/Box
KBU1004	SIL Bridge	400 Units/Box
KBU1006	SIL Bridge	400 Units/Box
KBU1008	SIL Bridge	400 Units/Box
KBU1010	SIL Bridge	400 Units/Box

1. Shipping quantity given is for minimum packing quantity only. For minimum order quantity, please consult the Sales Department.
2. **To order Lead Free version (with Lead Free finish), add "-LF" suffix to part number above. For example, KBU1000-LF.**

EEPW 电子產品世界  
.com.cn

Won-Top Electronics Co., Ltd (WTE) has checked all information carefully and believes it to be correct and accurate. However, WTE cannot assume any responsibility for inaccuracies. Furthermore, this information does not give the purchaser of semiconductor devices any license under patent rights to manufacturer. WTE reserves the right to change any or all information herein without further notice.

**WARNING:** DO NOT USE IN LIFE SUPPORT EQUIPMENT. WTE power semiconductor products are not authorized for use as critical components in life support devices or systems without the express written approval.

**Won-Top Electronics Co., Ltd.**

No. 44 Yu Kang North 3rd Road, Chine Chen Dist., Kaohsiung, Taiwan

**Phone:** 886-7-822-5408 or 886-7-822-5410

**Fax:** 886-7-822-5417

**Email:** sales@wontop.com

**Internet:** <http://www.wontop.com>

*We power your everyday.*