

KBPC1000/W – KBPC1010/W

10A HIGH CURRENT BRIDGE RECTIFIER

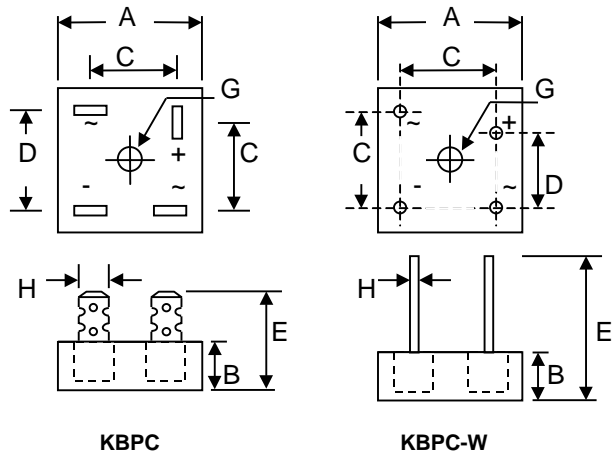
Features

- Diffused Junction
- Low Reverse Leakage Current
- Low Power Loss, High Efficiency
- Electrically Isolated Metal Case for Maximum Heat Dissipation
- Case to Terminal Isolation Voltage 2500V
- UL Recognized File # E157705

Mechanical Data

- Case: Metal Case with Electrically Isolated Epoxy
- Terminals: Plated Leads Solderable per MIL-STD-202, Method 208
- Polarity: Symbols Marked on Case
- Mounting: Through Hole for #10 Screw
- Weight: KBPC 31.6 grams (approx.)
KBPC-W 28.5 grams (approx.)
- Marking: Type Number

"W" Suffix Designates Wire Leads
No Suffix Designates Faston Terminals



Dim	KBPC		KBPC-W	
	Min	Max	Min	Max
A	28.40	28.70	28.40	28.70
B	10.97	11.23	10.97	11.23
C	15.70	16.70	17.10	19.10
D	17.50	18.50	10.90	11.90
E	22.86	25.40	30.50	—
G	Hole for #10 screw, 5.08Ø Nominal			
H	6.35 Typical		0.97Ø 1.07Ø	

All Dimension in mm

Maximum Ratings and Electrical Characteristics @T_A=25°C unless otherwise specified

Single Phase, half wave, 60Hz, resistive or inductive load.
For capacitive load, derate current by 20%.

Characteristic	Symbol	KBPC 1000/W	KBPC 1001/W	KBPC 1002/W	KBPC 1004/W	KBPC 1006/W	KBPC 1008/W	KBPC 1010/W	Unit
Peak Repetitive Reverse Voltage	V _{RRM}	50	100	200	400	600	800	1000	V
Working Peak Reverse Voltage	V _{RWM}								
DC Blocking Voltage	V _R								
RMS Reverse Voltage	V _{R(RMS)}	35	70	140	280	420	560	700	V
Average Rectified Output Current @T _A = 50°C	I _O	10							A
Non-Repetitive Peak Forward Surge Current 8.3ms Single half sine-wave superimposed on rated load (JEDEC Method)	I _{FSM}	200							A
Forward Voltage (per element) @I _F = 5.0A	V _{FM}	1.2							V
Peak Reverse Current @T _C = 25°C	I _{RM}	10							µA
At Rated DC Blocking Voltage @T _C = 125°C		1.0							mA
Typical Junction Capacitance (Note 1)	C _j	300							pF
Typical Thermal Resistance (Note 2)	R _{θJC}	6.3							K/W
RMS Isolation Voltage from Case to Lead	V _{ISO}	2500							V
Operating and Storage Temperature Range	T _j , T _{STG}	-65 to +150							°C

* Glass passivated forms are available upon request.

Note: 1. Measured at 1.0 MHz and applied reverse voltage of 4.0V D.C.

2. Thermal resistance junction to case per element mounted on heatsink.

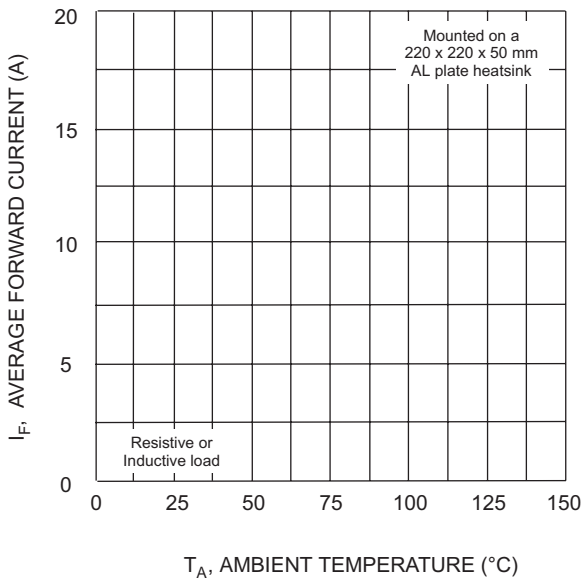


Fig. 1 Forward Current Derating Curve

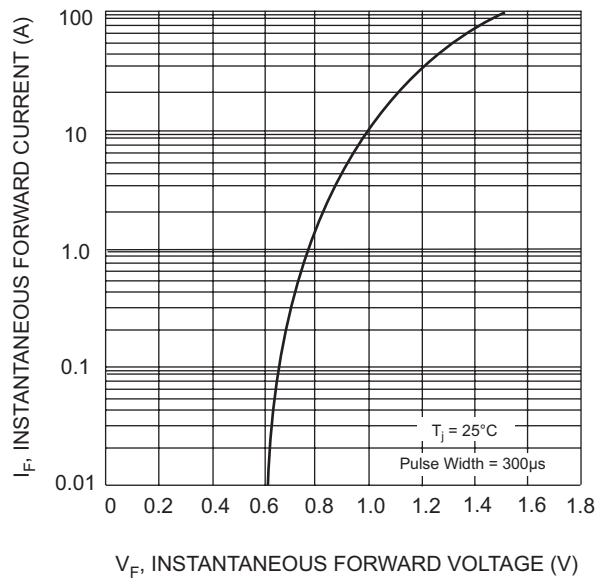


Fig. 2 Typical Forward Characteristics (per element)

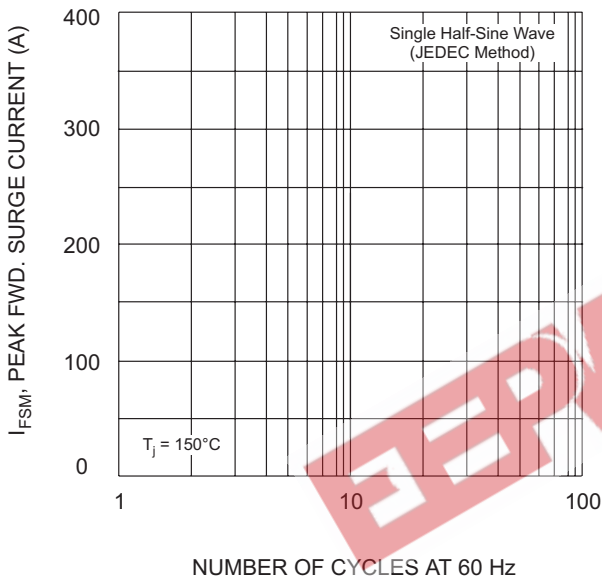


Fig. 3 Max Non-Repetitive Surge Current

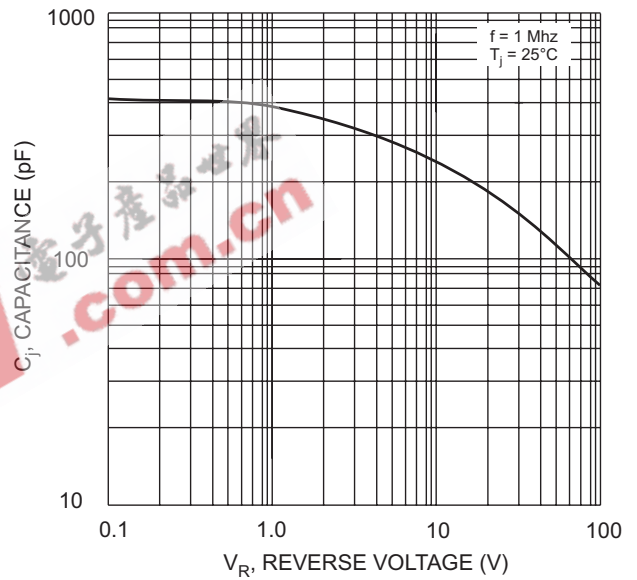


Fig. 4 Typical Junction Capacitance (per element)

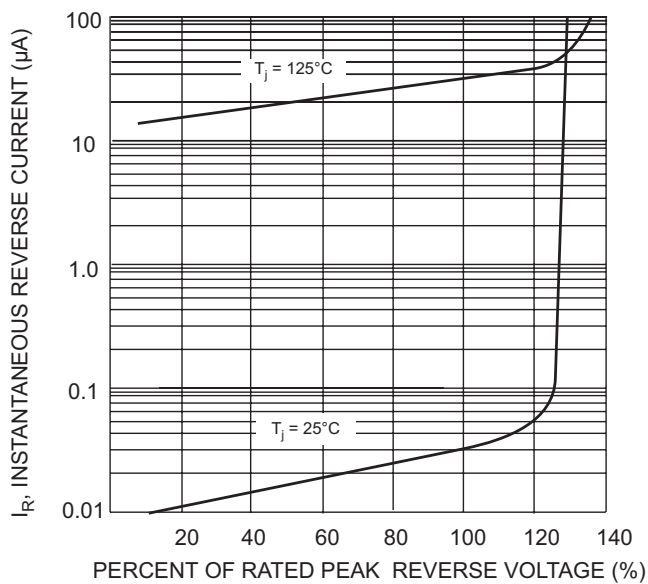


Fig. 5 Typical Reverse Characteristics (per element)

ORDERING INFORMATION

Product No.	Package Type	Shipping Quantity
KBPC1000	Square Bridge	50 Units/Box
KBPC1000W	Square Bridge	50 Units/Box
KBPC1001	Square Bridge	50 Units/Box
KBPC1001W	Square Bridge	50 Units/Box
KBPC1002	Square Bridge	50 Units/Box
KBPC1002W	Square Bridge	50 Units/Box
KBPC1004	Square Bridge	50 Units/Box
KBPC1004W	Square Bridge	50 Units/Box
KBPC1006	Square Bridge	50 Units/Box
KBPC1006W	Square Bridge	50 Units/Box
KBPC1008	Square Bridge	50 Units/Box
KBPC1008W	Square Bridge	50 Units/Box
KBPC1010	Square Bridge	50 Units/Box
KBPC1010W	Square Bridge	50 Units/Box

Shipping quantity given is for minimum packing quantity only. For minimum order quantity, please consult the Sales Department.

EEPW 电子產品世界
.com.cn

Won-Top Electronics Co., Ltd (WTE) has checked all information carefully and believes it to be correct and accurate. However, WTE cannot assume any responsibility for inaccuracies. Furthermore, this information does not give the purchaser of semiconductor devices any license under patent rights to manufacturer. WTE reserves the right to change any or all information herein without further notice.

WARNING: DO NOT USE IN LIFE SUPPORT EQUIPMENT. WTE power semiconductor products are not authorized for use as critical components in life support devices or systems without the express written approval.

Won-Top Electronics Co., Ltd.

No. 44 Yu Kang North 3rd Road, Chine Chen Dist., Kaohsiung, Taiwan

Phone: 886-7-822-5408 or 886-7-822-5410

Fax: 886-7-822-5417

Email: sales@wontop.com

Internet: <http://www.wontop.com>

We power your everyday.