

# KBPC1000GS – KBPC1010GS

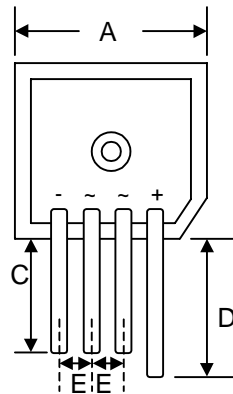
## 10A GLASS PASSIVATED IN-LINE BRIDGE RECTIFIER

### Features

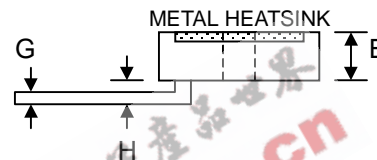
- Glass Passivated Die Construction
- Low Forward Voltage Drop
- High Current Capability
- High Reliability
- High Surge Current Capability
- Ideal for Printed Circuit Boards
- Designed for Saving Mounting Space

### Mechanical Data

- Case: Epoxy Case with Heat Sink Internally Mounted in the Bridge Encapsulation
- Terminals: Plated Leads Solderable per MIL-STD-202, Method 208
- Polarity: As Marked on Body
- Weight: 30 grams (approx.)
- Mounting Position: Any
- Marking: Type Number



| KBPC-S               |                |       |
|----------------------|----------------|-------|
| Dim                  | Min            | Max   |
| A                    | 28.40          | 28.70 |
| B                    | 10.97          | 11.23 |
| C                    | 13.90          | —     |
| D                    | 19.10          | —     |
| E                    | 5.10           | —     |
| G                    | 1.20 Ø Typical |       |
| H                    | 3.05           | 3.60  |
| All Dimensions in mm |                |       |



### Maximum Ratings and Electrical Characteristics @T<sub>A</sub>=25°C unless otherwise specified

Single Phase, half wave, 60Hz, resistive or inductive load.  
For capacitive load, derate current by 20%.

| Characteristic   | Symbol                            | KBPC 1000GS | KBPC 1001GS | KBPC 1002GS | KBPC 1004GS | KBPC 1006GS | KBPC 1008GS | KBPC 1010GS | Unit             |
|--|-----------------------------------|-------------|-------------|-------------|-------------|-------------|-------------|-------------|------------------|
| Peak Repetitive Reverse Voltage  | V <sub>RRM</sub>                  | 50          | 100         | 200         | 400         | 600         | 800         | 1000        | V                |
| Working Peak Reverse Voltage   | V <sub>RWM</sub>                  |             |             |             |             |             |             |             |                  |
| DC Blocking Voltage  | V <sub>R</sub>                    |             |             |             |             |             |             |             |                  |
| RMS Reverse Voltage  | V <sub>R(RMS)</sub>               | 35          | 70          | 140         | 280         | 420         | 560         | 700         | V                |
| Average Rectified Output Current @T <sub>A</sub> = 50°C  | I <sub>O</sub>                    | 10          |             |             |             |             |             |             | A                |
| Non-Repetitive Peak Forward Surge Current<br>8.3ms Single half sine-wave superimposed on rated load (JEDEC Method) | I <sub>FSM</sub>                  | 200         |             |             |             |             |             |             | A                |
| Forward Voltage (per element) @I <sub>F</sub> = 5.0A   | V <sub>FM</sub>                   | 1.1         |             |             |             |             |             |             | V                |
| Peak Reverse Current @T <sub>C</sub> = 25°C<br>At Rated DC Blocking Voltage @T <sub>C</sub> = 125°C                | I <sub>R</sub>                    | 5.0<br>500  |             |             |             |             |             |             | μA               |
| Rating for Fusing (t < 8.3ms) (Note 1)   | I <sup>2</sup> t                  | 374         |             |             |             |             |             |             | A <sup>2</sup> s |
| Typical Thermal Resistance (Note 2)  | R <sub>θJC</sub>                  | 2.0         |             |             |             |             |             |             | K/W              |
| RMS Isolation Voltage from Case to Lead  | V <sub>ISO</sub>                  | 2500        |             |             |             |             |             |             | V                |
| Operating and Storage Temperature Range  | T <sub>J</sub> , T <sub>STG</sub> | -65 to +150 |             |             |             |             |             |             | °C               |

Note: 1. Non-repetitive for t > 1ms and < 8.3ms.

2. Thermal resistance junction to case per element mounted on 220 x 220 x 50mm thick AL plate.

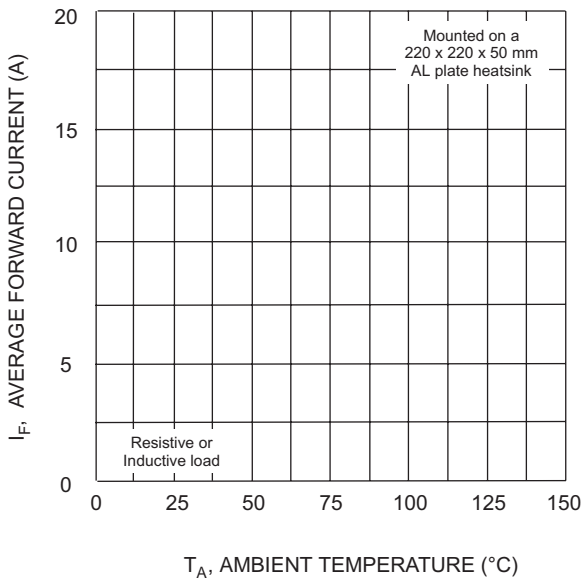


Fig. 1 Forward Current Derating Curve

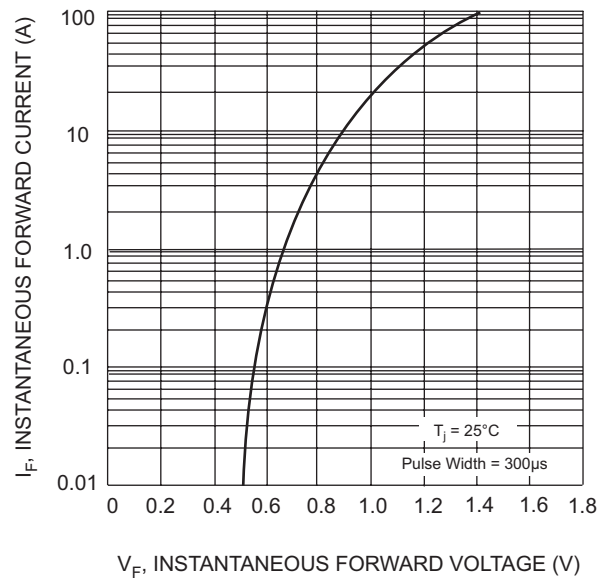


Fig. 2 Typical Forward Characteristics (per element)

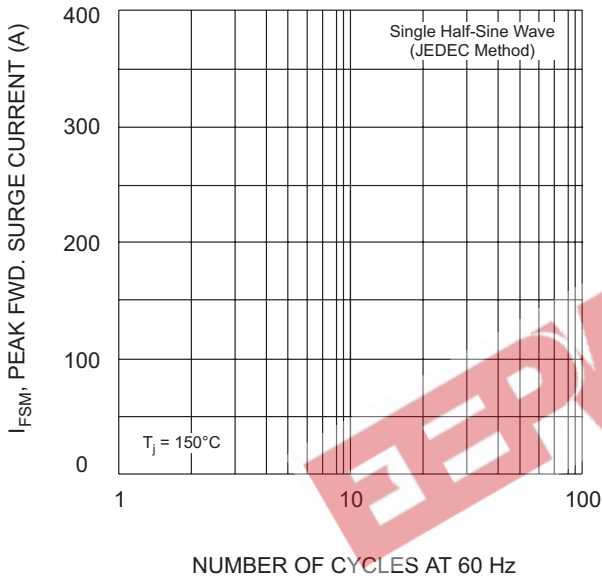


Fig. 3 Max Non-Repetitive Surge Current

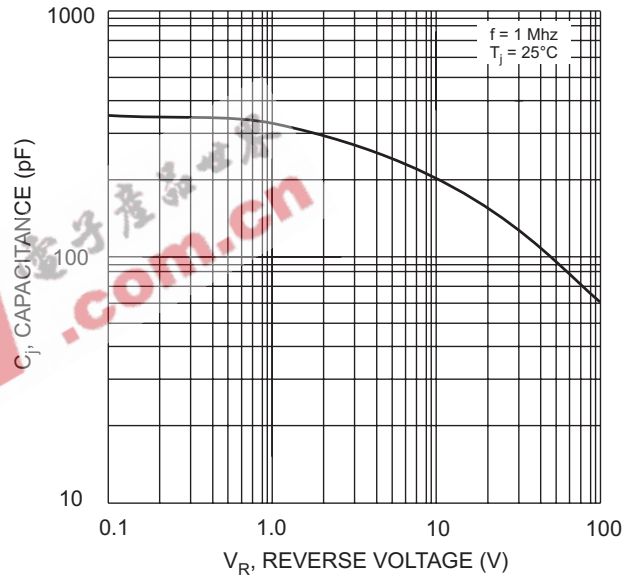


Fig. 4 Typical Junction Capacitance (per element)

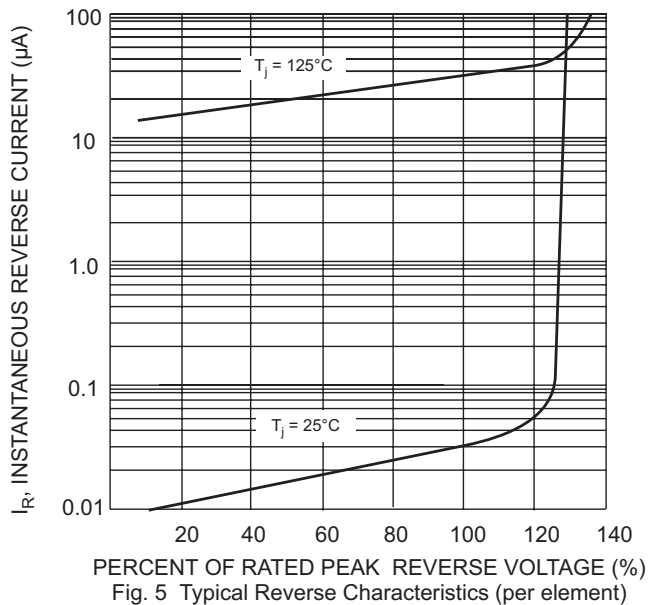


Fig. 5 Typical Reverse Characteristics (per element)

## ORDERING INFORMATION

| Product No. | Package Type | Shipping Quantity |
|-------------|--------------|-------------------|
| KBPC1000GS  | SIL Bridge   | 72 Units/Box      |
| KBPC1001GS  | SIL Bridge   | 72 Units/Box      |
| KBPC1002GS  | SIL Bridge   | 72 Units/Box      |
| KBPC1004GS  | SIL Bridge   | 72 Units/Box      |
| KBPC1006GS  | SIL Bridge   | 72 Units/Box      |
| KBPC1008GS  | SIL Bridge   | 72 Units/Box      |
| KBPC1010GS  | SIL Bridge   | 72 Units/Box      |

Shipping quantity given is for minimum packing quantity only. For minimum order quantity, please consult the Sales Department.

**EEPW** 電子產品世界  
.com.cn

Won-Top Electronics Co., Ltd (WTE) has checked all information carefully and believes it to be correct and accurate. However, WTE cannot assume any responsibility for inaccuracies. Furthermore, this information does not give the purchaser of semiconductor devices any license under patent rights to manufacturer. WTE reserves the right to change any or all information herein without further notice.

**WARNING:** DO NOT USE IN LIFE SUPPORT EQUIPMENT. WTE power semiconductor products are not authorized for use as critical components in life support devices or systems without the express written approval.

**Won-Top Electronics Co., Ltd.**

No. 44 Yu Kang North 3rd Road, Chine Chen Dist., Kaohsiung, Taiwan

**Phone:** 886-7-822-5408 or 886-7-822-5410

**Fax:** 886-7-822-5417

**Email:** sales@wontop.com

**Internet:** <http://www.wontop.com>

*We power your everyday.*