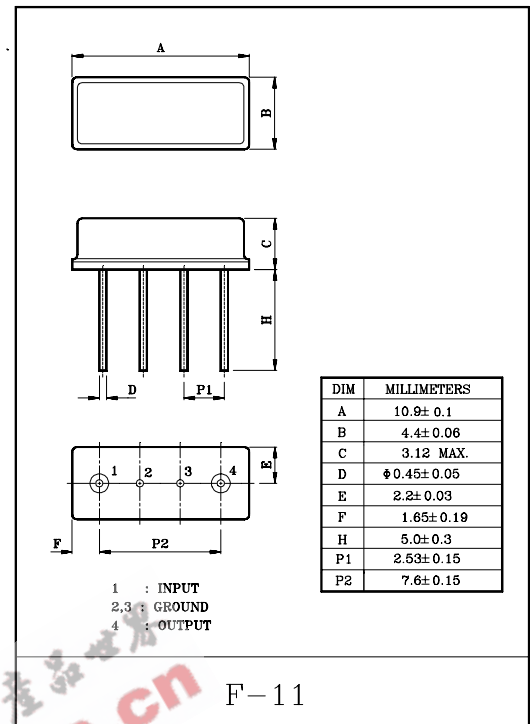


Band pass filters for the receiving RF circuits of transceiver

- High stability and reliability with good performance and no adjustment.
- Wide and sharp pass band characteristics.
- Low insertion loss and deep stop band attenuation for interference.
- SC-45 package : KF422S, SC-44 package : KF422V.

MAXIMUM RATINGS (Ta=25°C)

ITEM	SYMBOL	RATING	UNIT
Input Signal Level	IS _{max}	0	dBm
DC Permissive Voltage	V _{DC}	+10	V
Operating Temperature Range	T _{opr}	-20~+60	°C
Storage Temperature Range	T _{stg}	-30~+85	°C

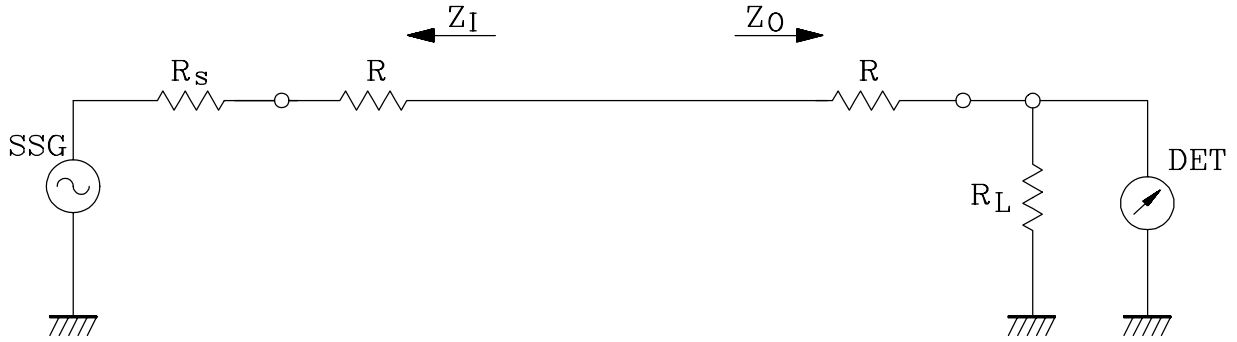


ELECTRICAL CHARACTERISTICS (Temperature 20±2°C, Humidity 65±5%)

ITEMS	SYMBOL	TEST CONDITION	MIN.	TYP.	MAX.	UNIT
Nominal Center Frequency	f ₀	-	-	422	-	MHz
Bandwidth	BW _{3dB}	-	f ₀ ±2.0	-	-	MHz
Insertion Loss	IL _{PASS}	f ₀ ±2.0MHz	-	-	4.0	dB
Ripple Level	A _{RIP}	f ₀ ±2.0MHz	-	-	2.0	dB
Rejection Level	IL _{STOP}	f ₀ -12.7~f ₀ -8.7MHz	8	-	-	dB
		f ₀ -44.8~f ₀ +40.8MHz	50	-	-	dB
		f ₀ +40.8~f ₀ +44.8MHz	45	-	-	dB
Input/Output Impedance	Z _I (Z _O)	-	-	50Ω//0pF	-	-

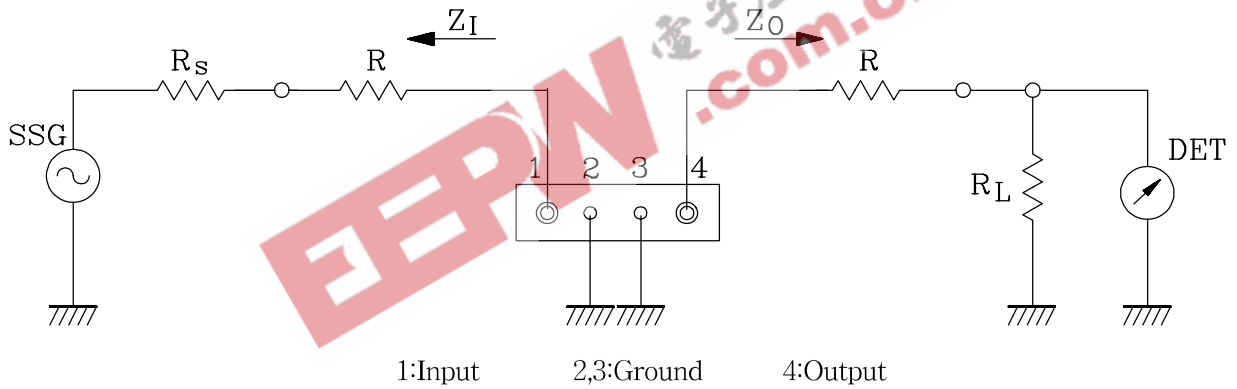
TEST CIRCUIT

REFERENCE LEVEL TEST CIRCUIT



$R_s, R_L : 50\Omega$ (Internal Impedance of Source and Load)
 $R : 0\Omega$
 $Z_I(Z_O)=R_s(R_L)+R$

MEASUREMENT CIRCUIT



$R_s, R_L : 50\Omega$ (Internal Impedance of Source and Load)
 $R : 0\Omega$
 $Z_I(Z_O)=R_s(R_L)+R$