


KBPC 3500I ... KBPC 3510I ...



Square bridge

Type	Alternating input voltage V_{RMS} V	Repetitive peak reverse voltage V_{RRM} V
KBPC 3500I	35	50
KBPC 3501I	70	100
KBPC 3502I	140	200
KBPC 3504I	280	400
KBPC 3506I	420	600
KBPC 3508I	560	800
KBPC 3510I	700	1000

Silicon-Bridge Rectifiers

KBPC 3500I ... KBPC 3510I

Forward Current: 35 A

Reverse Voltage: 50 to 1000 V

Publish Data

Features

- max. solder temperature 260°C, max. 5s
- UL recognized, file no E63532
- Standard packaging: bulk
- $V_{ISO} > 2500$ V

Mechanical Data

- Plastic case with alu-bottom 28,6 * 28,6 * 7,3 [mm]
- Weight approx. 18 g
- Terminals: plated terminals solderable per IEC 68-2-20
- Mounting position: any
- Admissible torque for mounting (M 5): 2 (± 10 %) N

Absolute Maximum Ratings

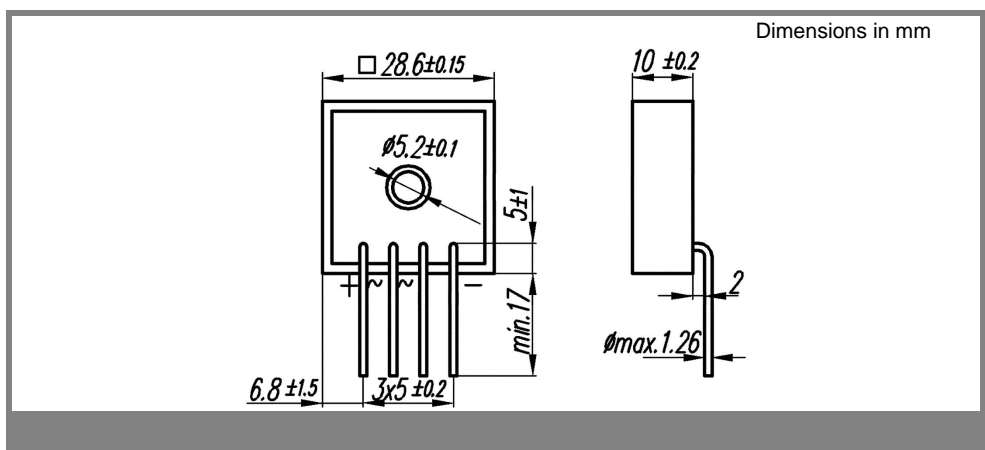
$T_c = 25$ °C unless otherwise specified

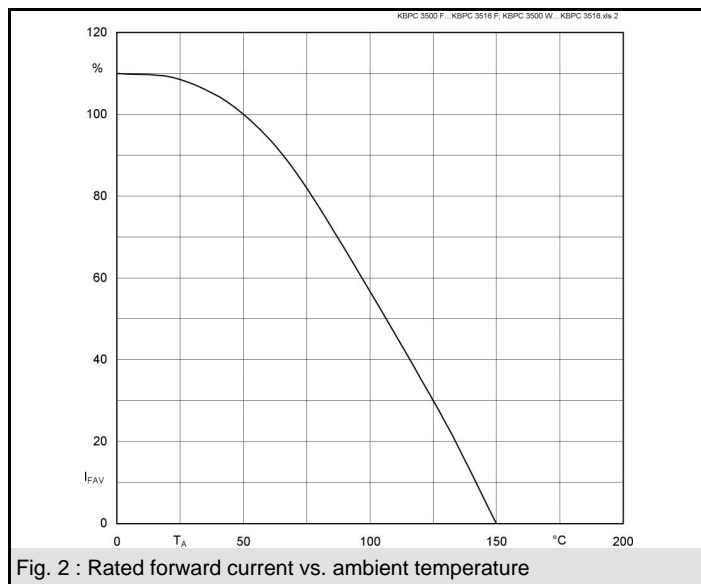
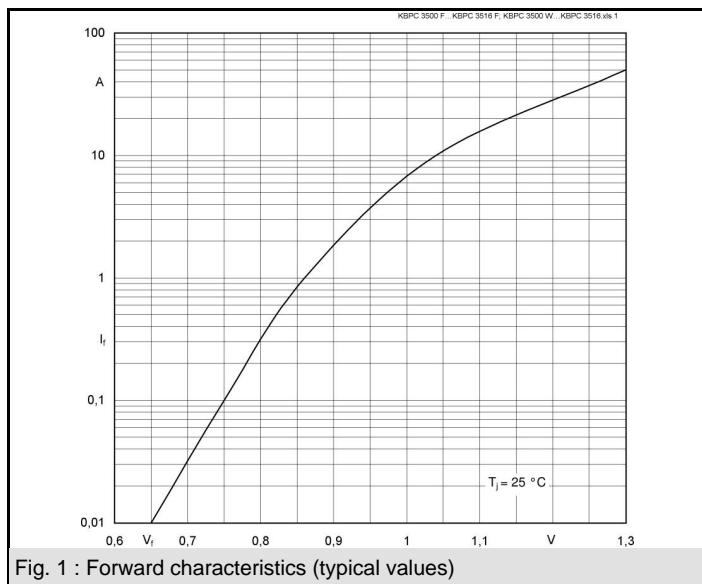
Symbol	Conditions	Values	Units
I_{FRM}	Repetitive peak forward current; $f > 15$ Hz ¹⁾	80	A
I^2t	Rating for fusing, $t < 10$ ms	660	A ² s
I_{FSM}	Peak forward surge current, 50 Hz half sine-wave $T_A = 25$ °C	400	A
I_{FAV}	Max. averaged fwd. current, R-load, $T_A = 100$ °C ¹⁾	not applicable	A
I_{FAV}	Max. averaged fwd. current, C-load, $T_A = 100$ °C ¹⁾	not applicable	A
I_{FAV}	Max. current with cooling fin, R-load, $T_c = 100$ °C ²⁾	35	A
I_{FAV}	Max. current with cooling fin, C-load, $T_c = 100$ °C ²⁾	28	A
R_{thA}	Thermal resistance junction to ambient ¹⁾		K/W
R_{thC}	Thermal resistance junction to case ¹⁾	1,5	K/W
T_j	Operating junction temperature	- 50 ... + 150	°C
T_s	Storage temperature	- 50 ... + 150	°C

Characteristics

$T_c = 25$ °C unless otherwise specified

Symbol	Conditions	Values	Units
V_F	Maximum forward. voltage, $T_j = 25$ °C; $I_F = 17,5$ A	1,1	V
I_R	Maximum Leakage current, $T_j = 25$ °C; $V_R = V_{RRM}$	25	µA
C_j	Typical junction capacitance per leg at V, MHz		pF





EEPW 电子产品世界 .com.cn