
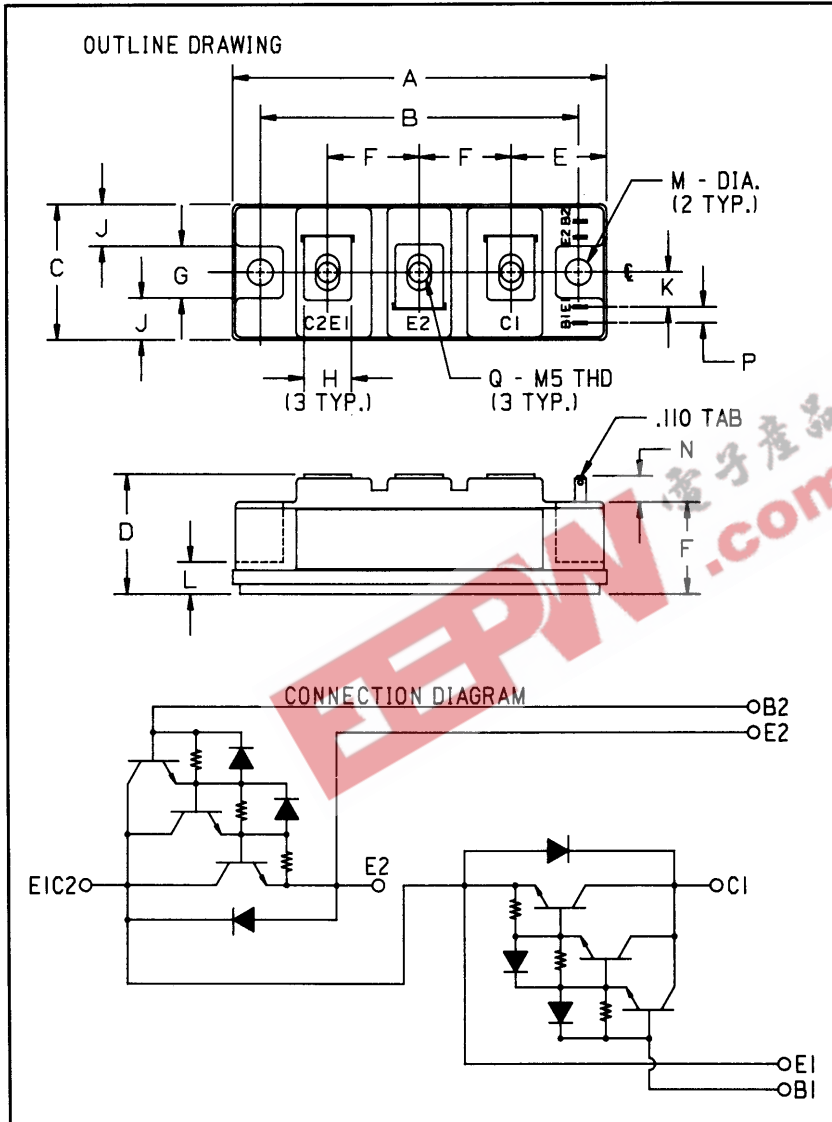


Dual Darlington Transistor Module 30 Amperes/1200 Volts



Description:

The Powerex Dual Darlington Transistor Modules are high power devices designed for use in switching applications. The modules are isolated, consisting of two Darlington Transistors with each transistor having a reverse parallel connected high-speed diode.

Features:

- Isolated Mounting
- Planar Chips
- Discrete Fast Recovery Feedback Diode
- High Gain (h_{FE})
- Quick Connect Base-Emitter Signal Terminals
- Base-Emitter Speed-up Diodes

Applications:

- AC Motor Control
- DC Motor Control
- Switching Power Supplies
- Inverters

Ordering Information:

Example: Select the complete eight digit module part number you desire from the table - i.e. KD221203 is a 1200 Volt, 30 Ampere Dual Darlington Module with a gain of 75 at rated current (30 Amperes).

Outline Drawing

Dimensions	Inches	Millimeters
A	3.701 Max.	94 Max.
B	3.150 ± 0.010	80 ± 0.25
C	1.339 Max.	34 Max.
D	1.181 Max.	30 Max.
E	0.945	24
F	0.906	23
G	0.512	13
H	0.472	12

Dimensions	Inches	Millimeters
J	0.413	10.5
K	0.344	8.75
L	0.315	8
M	0.256 Dia.	6.5 Dia.
N	0.256 Min.	6.5 Min.
P	0.157	4
Q	M5 Metric	M5

Type	$V_{CE0(sus)}$ Volts (X 100)	Current Rating Amperes (X 10)
KD22	12	03



Powerex, Inc., 200 Hillis Street, Youngwood, Pennsylvania 15697-1800 (412) 925-7272

KD221203
Dual Darlingtong Transistor Module
30 Amperes/1200 Volts

Absolute Maximum Ratings, $T_j = 25^\circ\text{C}$ unless otherwise specified

Ratings	Symbol	KD221203	Units
Junction Temperature	T_j	-40 to 150	$^\circ\text{C}$
Storage Temperature	T_{sig}	-40 to 125	$^\circ\text{C}$
Collector-Emitter Sustaining Voltage, $V_{BE} = -2\text{V}$	$V_{CEV(\text{sus})}$	1200	Volts
Collector-Base Voltage	V_{CBO}	1200	Volts
Emitter-Base Voltage	V_{EBO}	7	Volts
Collector-Emitter Voltage, $V_{BE} = -2\text{V}$	V_{CEV}	1200	Volts
Continuous Collector Current	I_C	30	Amperes
Diode Forward Current	I_{FM}	30	Amperes
Continuous Base Current	I_B	2	Amperes
Diode Surge Current	I_{FSM}	300	Amperes
Power Dissipation (Each Transistor)	P_t	300	Watts
Max. Mounting Torque M5 Terminal Screws	-	17	in.-lb.
Max. Mounting Torque M6 Mounting Screws	-	26	in.-lb.
Module Weight (Typical)	-	210	Grams
V Isolation	V_{RMS}	2500	Volts

Electrical Characteristics, $T_j = 25^\circ\text{C}$ unless otherwise specified

Characteristics	Symbol	Test Conditions	Min.	Typ.	Max.	Units
Collector Cutoff Current	I_{CEV}	$V_{CE} = 1200\text{V}, V_{BE} = -2\text{V}$	-	-	1	mA
Emitter Cutoff Current	I_{EBO}	$V_{EB} = 7\text{V}$	-	-	150	mA
DC Current Gain	η_{FE}	$I_C = 30\text{A}, V_{CE} = 5\text{V}$	100	-	-	-
Diode Forward Voltage	V_{FM}	$I_{FM} = 30\text{A}$	-	-	1.5	Volts
Collector-Emitter Saturation Voltage	$V_{CE(\text{sat})}$	$I_C = 30\text{A}, I_B = 0.6\text{A}$	-	-	3.0	Volts
Base-Emitter Saturation Voltage	$V_{BE(\text{sat})}$	$I_C = 30\text{A}, I_B = 0.6\text{A}$	-	-	3.5	Volts
Resistive Turn-on	t_{on}	$V_{CC} = 600\text{V}$	-	-	2.5	μs
Load Storage Time	t_s	$I_C = 25\text{A}$	-	-	15	μs
Switch Times Fall Time	t_f	$I_{B1} = -I_{B2} = 0.6\text{A}$	-	-	3.0	μs

Thermal and Mechanical Characteristics, $T_j = 25^\circ\text{C}$ unless otherwise specified

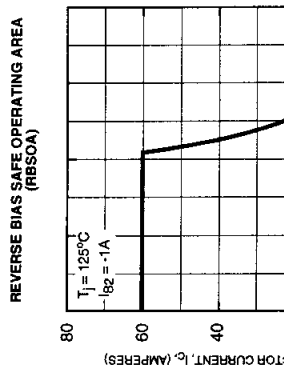
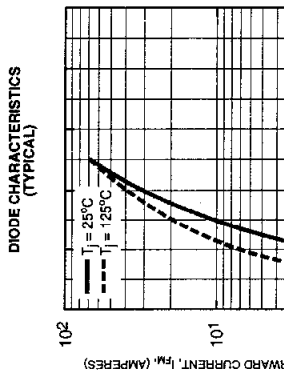
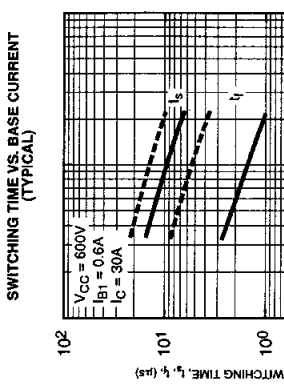
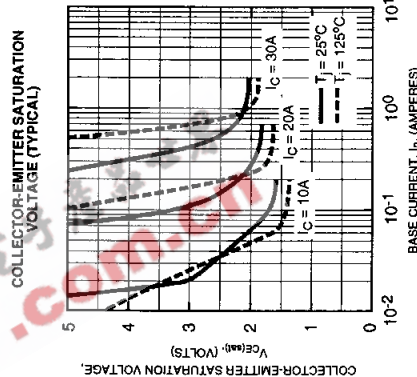
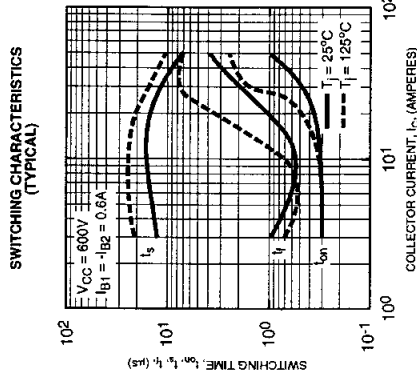
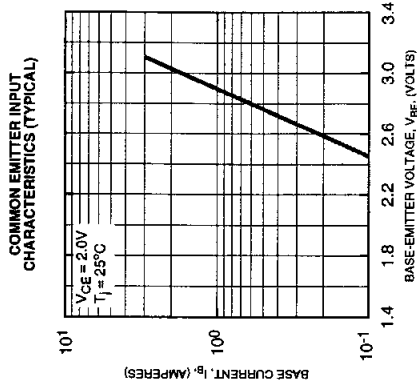
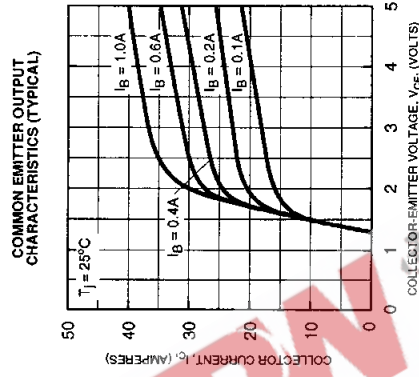
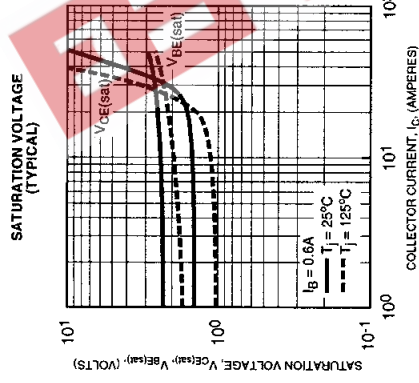
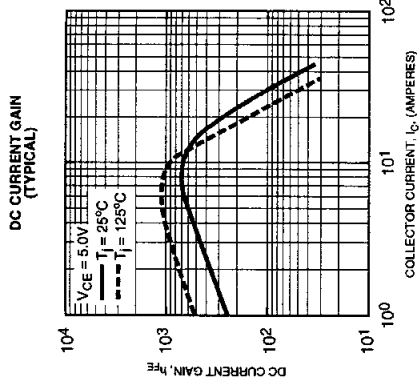
Characteristics	Symbol	Test Conditions	Min.	Typ.	Max.	Units
-----------------	--------	-----------------	------	------	------	-------



Powerex, Inc., 200 Hillis Street, Youngwood, Pennsylvania 15697-1800 (412) 925-7272

KD221203

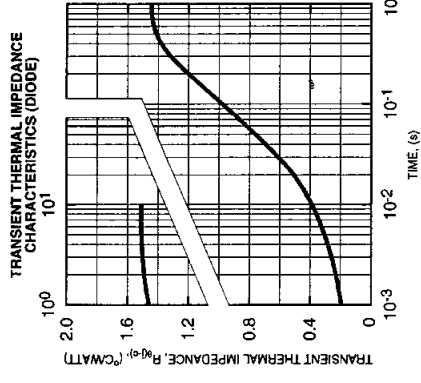
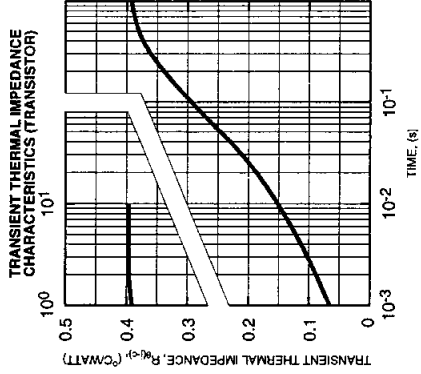
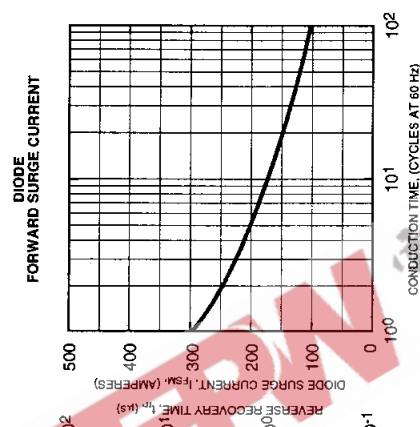
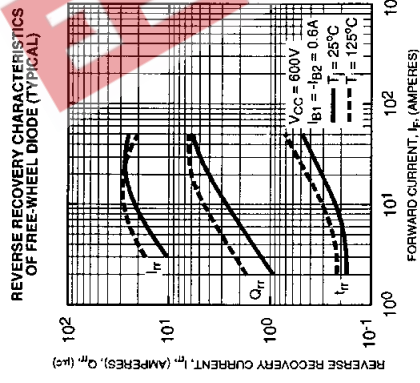
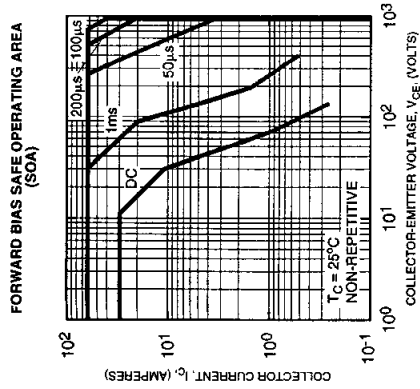
Dual Darlington Transistor Module
30 Amperes/1200 Volts





Powerex, Inc., 200 Hillis Street, Youngwood, Pennsylvania 15697-1800 (412) 925-7272

KD221203
Dual Darlington Transistor Module
 30 Amperes/1200 Volts



电子产品世界
 .com.cn