

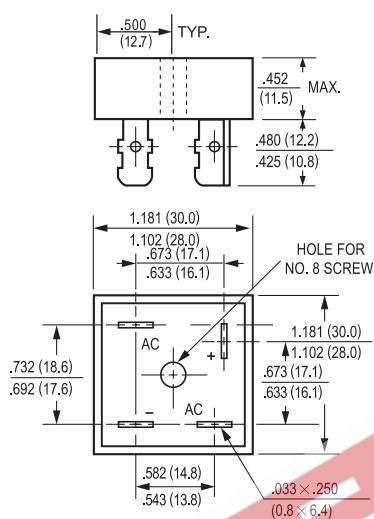


MECHANICAL DATA

- * Case: Metal case, electrically isolated
- * Epoxy: UL 94V-0 rate flame retardant
- * Terminals: Plated .25"(6.35mm) Faston lugs, Solderable per MIL-STD-202E, Method 208 guaranteed
- * Polarity: As marked
- * Mounting position: Any
- * Weight: 30 grams

FEATURES

- * Metal case for Maximum Heat Dissipation
- * Surge overload ratings-300 Amperes
- * Low forward voltage drop



MAXIMUM RATINGS AND ELECTRICAL CHARACTERISTICS

Ratings at 25°C ambient temperature unless otherwise specified. Single phase, half wave, 60 Hz, resistive or inductive load. For capacitive load, derate current by 20%.

PARAMETER	SYMBOL	KBPC15005	KBPC1501	KBPC1502	KBPC1504	KBPC1506	KBPC1508	KBPC1510	UNITS
		MB1505	MB151	MB152	MB154	MB156	MB158	MB1510	
Maximum Recurrent Peak Reverse Voltage	V_{RRM}	50	100	200	400	600	800	1000	Volts
Maximum RMS Voltage	V_{RMS}	35	70	140	280	420	560	700	Volts
Maximum DC Blocking Voltage	V_{DC}	50	100	200	400	600	800	1000	Volts
Maximum Average Forward Rectified Current at $T_C = 55^\circ C$	I_o	15.0							Amps
Peak Forward Surge Current 8.3 ms single half sine-wave Superimposed on rated load (JEDEC Method)	I_{FSM}	300							Amps
Maximum Forward Voltage Drop per element at 7.5A DC	V_F	1.1							Volts
Maximum DC Reverse Current at Rated DC Blocking Voltage	I_R	10							uAmps
		500							
I^2t Rating for Fusing ($t < 8.3ms$)	I^2t	374							A ² Sec
Typical Junction Capacitance (Note 1)	C_J	40							pF
Typical Thermal Resistance (Note 2)	$R\theta_{JA}$	19							°C/W
Operating and Storage Temperature Range	T_J, T_{STG}	-55 to +175							°C

Notes: 1. Measured at 1 MHz and applied reverse voltage of 4.0 volts

2. Thermal Resistance from Junction to Ambient and from Junction to lead mounted on PCB with 0.47" x 0.47" (12x12mm) copper pads .



RATING AND CHARACTERISTIC CURVES

FIG. 1 - MAXIMUM NON-REPETITIVE FORWARD SURGE CURRENT

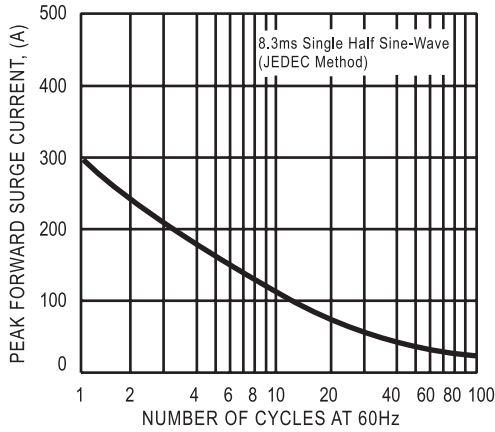


FIG. 2 - TYPICAL FORWARD CURRENT DERATING CURVE

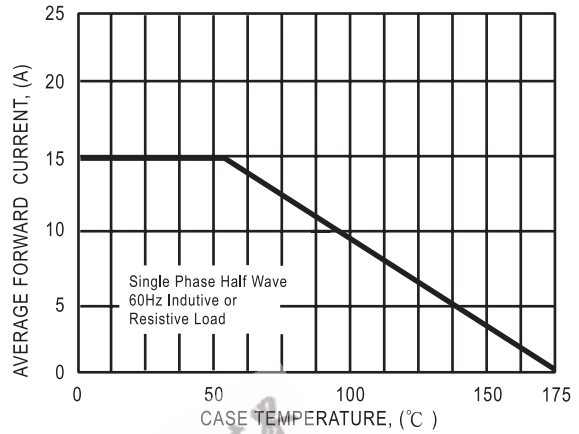


FIG. 3- TYPICAL INSTANTANEOUS FORWARD CHARACTERISTICS

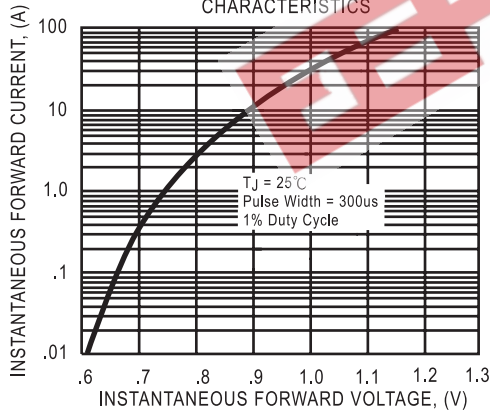


FIG. 4 - TYPICAL REVERSE CHARACTERISTICS

