

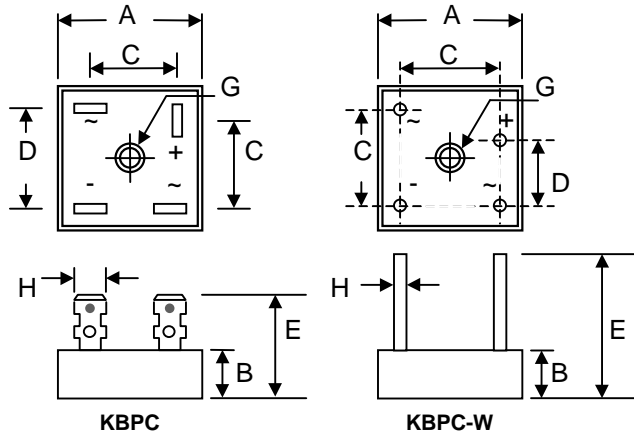
## 15A SINGLE-PHASE BRIDGE RECTIFIER

### Features

- Diffused Junction
- Low Reverse Leakage Current
- Low Power Loss, High Efficiency
- Electrically Isolated Metal Case for Maximum Heat Dissipation
- Case to Terminal Isolation Voltage 2500V
-  Recognized File # E157705

### Mechanical Data

- Case: KBPC (Metal Case with Faston Lugs) or KBPC-W (Metal Case with Wire Leads)
- Terminals: Plated Faston Lugs or Wire Leads, Add "W" Suffix to Indicate Wire Leads
- Polarity: As Marked on Case
- Mounting: Through Hole with #10 Screw
- Mounting Torque: 23 cm·kg (20 in·lbs) Max.
- Weight: 30 grams (KBPC); 28 grams (KBPC-W)
- Marking: Type Number
- **Lead Free: For RoHS / Lead Free Version, Add "-LF" Suffix to Part Number, See Page 4**



Dim	KBPC		KBPC-W	
	Min	Max	Min	Max
A	27.94	28.96	27.94	28.96
B	10.97	11.23	10.97	11.23
C	15.50	17.60	17.10	19.10
D	17.50	18.50	10.90	11.90
E	22.86	25.40	30.50	—
G	Hole for #10 screw, 5.08Ø Nominal			
H	6.35 Typical		0.97Ø 1.07Ø	

All Dimension in mm

### Maximum Ratings and Electrical Characteristics @ $T_A=25^\circ\text{C}$ unless otherwise specified

Single Phase, half wave, 60Hz, resistive or inductive load. For capacitive load, derate current by 20%.

Characteristic	Symbol	KBPC15										Unit
		00	01	02	04	06	08	10	12	14	16	
Peak Repetitive Reverse Voltage Working Peak Reverse Voltage DC Blocking Voltage	$V_{RRM}$ $V_{RWV}$ $V_R$	50	100	200	400	600	800	1000	1200	1400	1600	V
RMS Reverse Voltage	$V_{R(RMS)}$	35	70	140	280	420	560	700	840	980	1120	V
Average Rectified Output Current @ $T_A = 60^\circ\text{C}$	$I_O$	15										A
Non-Repetitive Peak Forward Surge Current 8.3ms Single half sine-wave superimposed on rated load (JEDEC Method)	$I_{FSM}$	300										A
Forward Voltage per leg @ $I_F = 7.5\text{A}$	$V_{FM}$	1.2										V
Peak Reverse Current @ $T_C = 25^\circ\text{C}$ At Rated DC Blocking Voltage @ $T_C = 125^\circ\text{C}$	$I_{RM}$	10 1.0										$\mu\text{A}$ mA
$I^2t$ Rating for Fusing ( $t < 8.3\text{ms}$ )	$I^2t$	373										$\text{A}^2\text{s}$
Typical Junction Capacitance (Note 1)	$C_j$	300										pF
Typical Thermal Resistance per leg (Note 2)	$R_{\theta JC}$	2.6										$^\circ\text{C}/\text{W}$
RMS Isolation Voltage from Case to Leads	$V_{ISO}$	2500										V
Operating and Storage Temperature Range	$T_j, T_{STG}$	-65 to +150										$^\circ\text{C}$

Note: 1. Measured at 1.0 MHz and applied reverse voltage of 4.0V D.C.  
2. Thermal resistance junction to case, mounted on heatsink.

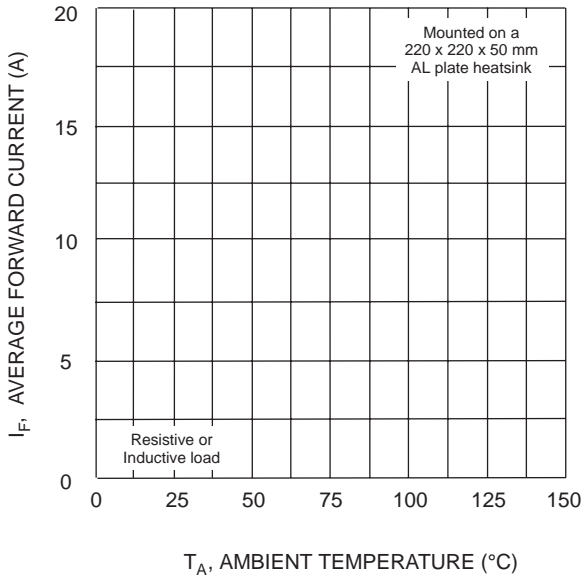


Fig. 1 Forward Current Derating Curve

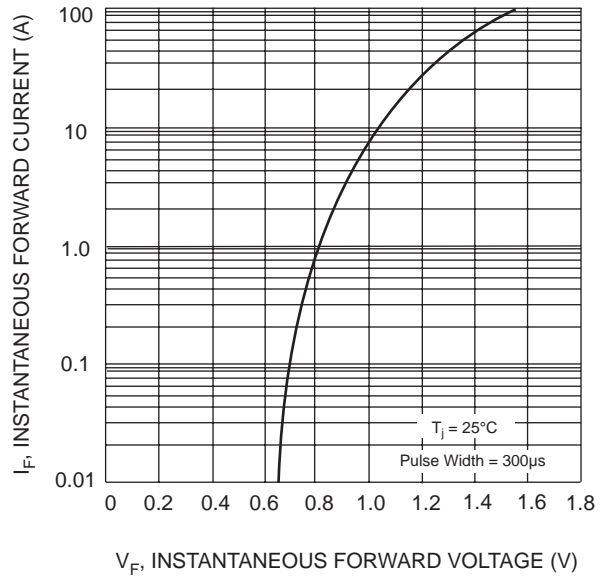


Fig. 2 Typical Forward Characteristics (per element)



Fig. 3 Max Non-Repetitive Surge Current



Fig. 4 Typical Junction Capacitance (per element)

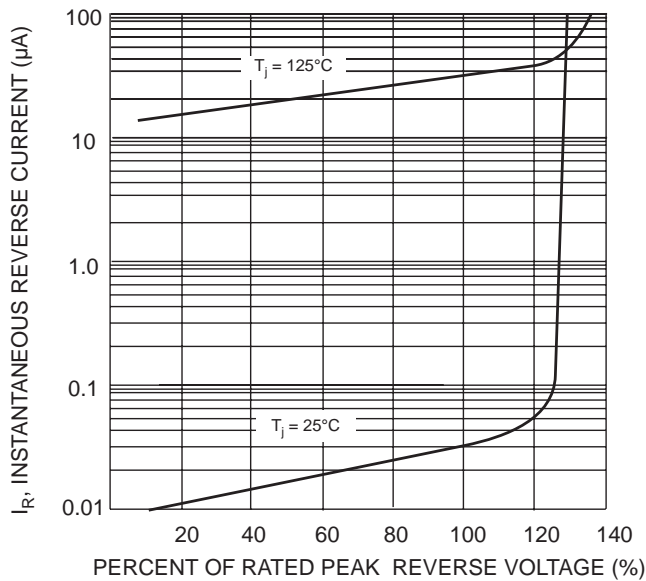
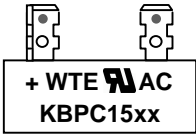
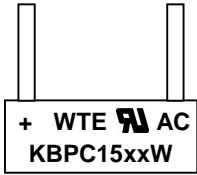


Fig. 5 Typical Reverse Characteristics (per element)

## MARKING INFORMATION

<p><b>KBPC</b></p>  <p>WTE = Manufacturer's Logo          KBPC15xx = Device Number          xx = 00, 01, 02, 04, 06, 08, 10, 12, 14 or 16          Polarity = As Marked on Body</p>	<p><b>KBPC-W</b></p>  <p>WTE = Manufacturer's Logo          KBPC15xxW = Device Number          xx = 00, 01, 02, 04, 06, 08, 10, 12, 14 or 16          Polarity = As Marked on Body</p>
--	---

## PACKAGING INFORMATION

**BULK**

Case Style	Inner Box Size L x W x H (mm)	Quantity (PCS)	Carton Size L x W x H (mm)	Quantity (PCS)	Approx. Gross Weight (KG)
<b>KBPC</b>	195 x 195 x 40	50	405 x 205 x 240	500	17.0
<b>KBPC-W</b>	195 x 195 x 40	50	405 x 205 x 240	500	16.0

**Note:** 1. Paper box, white or brown color.

## ORDERING INFORMATION

Product No.	Package Type	Shipping Quantity
KBPC1500	Square Bridge	50 Units/Box
KBPC1500W	Square Bridge	50 Units/Box
KBPC1501	Square Bridge	50 Units/Box
KBPC1501W	Square Bridge	50 Units/Box
KBPC1502	Square Bridge	50 Units/Box
KBPC1502W	Square Bridge	50 Units/Box
KBPC1504	Square Bridge	50 Units/Box
KBPC1504W	Square Bridge	50 Units/Box
KBPC1506	Square Bridge	50 Units/Box
KBPC1506W	Square Bridge	50 Units/Box
KBPC1508	Square Bridge	50 Units/Box
KBPC1508W	Square Bridge	50 Units/Box
KBPC1510	Square Bridge	50 Units/Box
KBPC1510W	Square Bridge	50 Units/Box
KBPC1512	Square Bridge	50 Units/Box
KBPC1512W	Square Bridge	50 Units/Box
KBPC1514	Square Bridge	50 Units/Box
KBPC1514W	Square Bridge	50 Units/Box
KBPC1516	Square Bridge	50 Units/Box
KBPC1516W	Square Bridge	50 Units/Box

1. Shipping quantity given is for minimum packing quantity only. For minimum order quantity, please consult the Sales Department.
2. To order Lead Free version (with Lead Free finish), add "-LF" suffix to part number above. For example, KBPC1500-LF.

Won-Top Electronics Co., Ltd (WTE) has checked all information carefully and believes it to be correct and accurate. However, WTE cannot assume any responsibility for inaccuracies. Furthermore, this information does not give the purchaser of semiconductor devices any license under patent rights to manufacturer. WTE reserves the right to change any or all information herein without further notice.

**WARNING:** DO NOT USE IN LIFE SUPPORT EQUIPMENT. WTE power semiconductor products are not authorized for use as critical components in life support devices or systems without the express written approval.

### Won-Top Electronics Co., Ltd.

No. 44 Yu Kang North 3rd Road, Chine Chen Dist., Kaohsiung, Taiwan

Phone: 886-7-822-5408 or 886-7-822-5410

Fax: 886-7-822-5417

Email: sales@wontop.com

Internet: <http://www.wontop.com>

*We power your everyday.*