

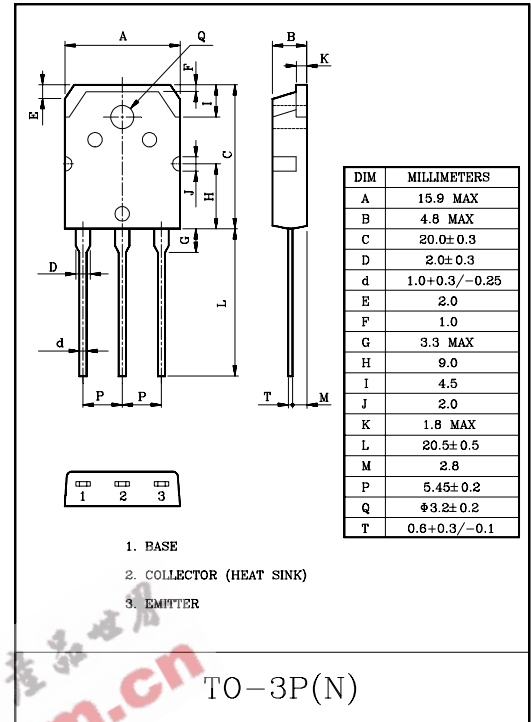
HIGH POWER AMPLIFIER APPLICATION.

### FEATURES

- Complementary to KTB817.
- Recommended for 60W Audio Frequency Amplifier Output Stage.

### MAXIMUM RATINGS (Ta=25°C)

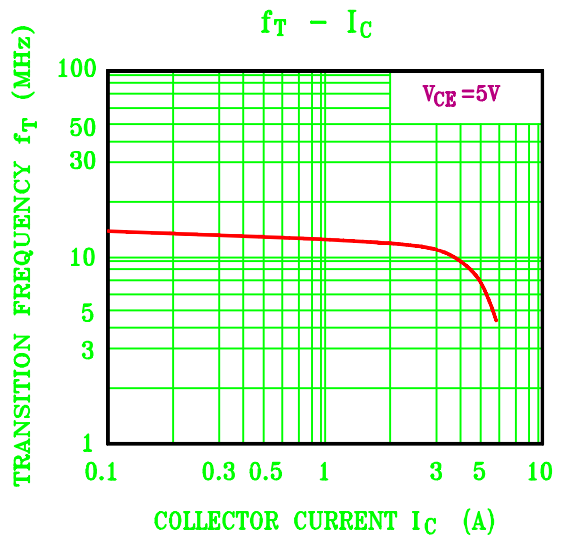
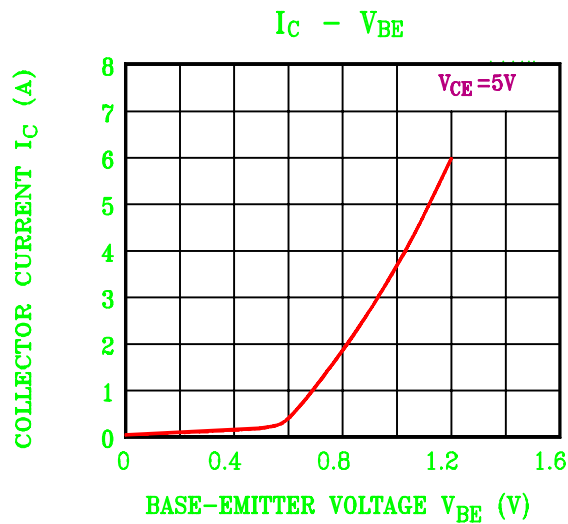
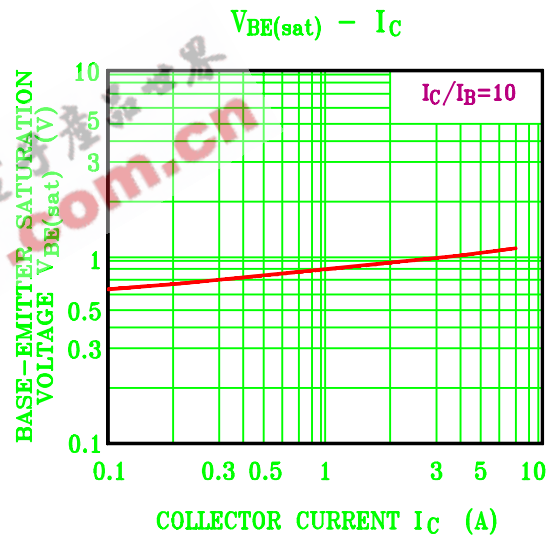
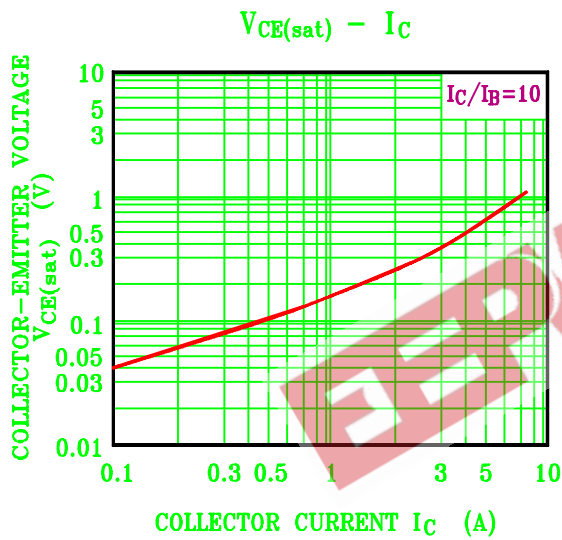
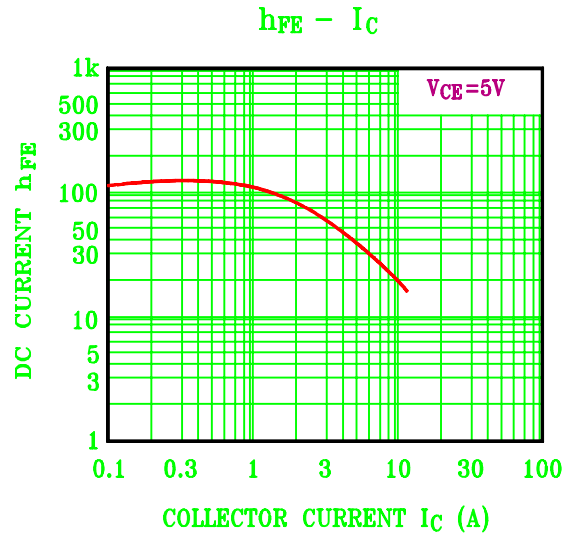
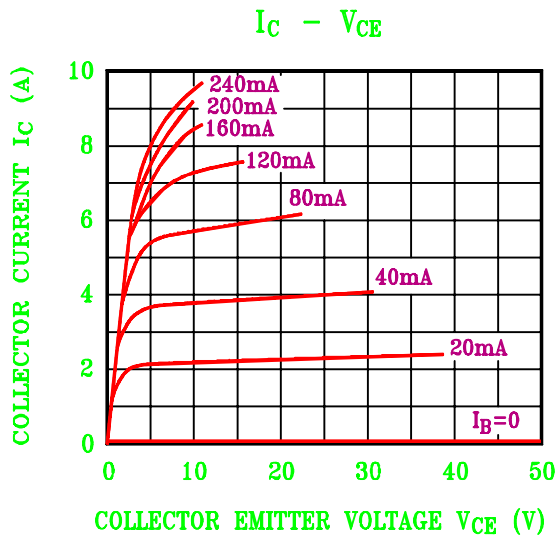
CHARACTERISTIC		SYMBOL	RATING	UNIT
Collector-Base Voltage		$V_{CBO}$	160	V
Collector-Emitter Voltage		$V_{CEO}$	140	V
Emitter-Base Voltage		$V_{EBO}$	6	V
Collector Current	DC	$I_C$	12	A
	Pulse		15	
Collector Power Dissipation (Tc=25°C)		$P_C$	100	W
Junction Temperature		$T_j$	150	°C
Storage Temperature Range		$T_{stg}$	-55 ~ 150	°C



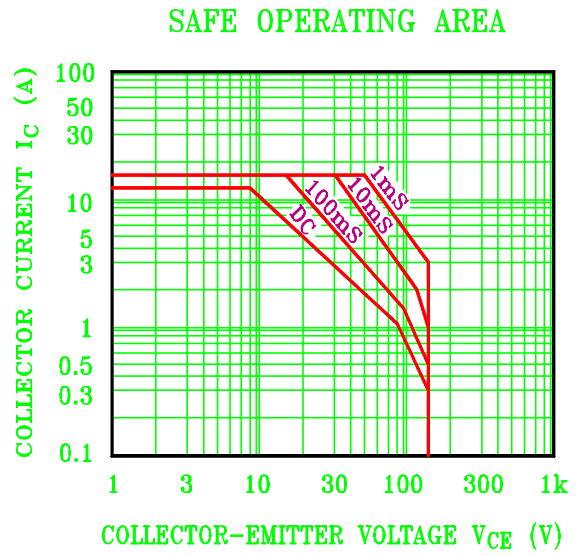
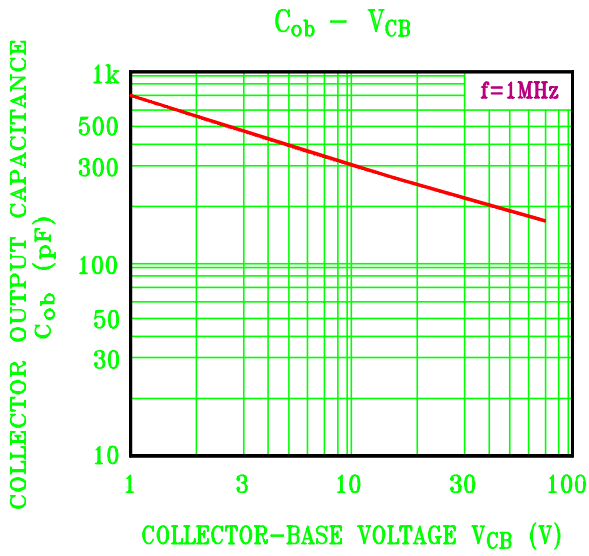
### ELECTRICAL CHARACTERISTICS (Ta=25°C)

CHARACTERISTIC	SYMBOL	TEST CONDITION	MIN.	TYP.	MAX.	UNIT
Collector Cut-off Current	$I_{CBO}$	$V_{CB}=80V, I_E=0$	-	-	0.1	mA
Emitter Cut-off Current	$I_{EBO}$	$V_{EB}=4V, I_C=0$	-	-	0.1	mA
DC Current Gain	$h_{FE} 1$ (Note)	$V_{CE}=5V, I_C=1A$	60	-	200	
	$h_{FE} 2$	$V_{CE}=5V, I_C=6A$	20	-		
Collector-Emitter Saturation Voltage	$V_{CE(sat)}$	$I_C=5A, I_B=0.5A$	-	-	2.5	V
Base-Emitter On Voltage	$V_{BE(ON)}$	$V_{CE}=5V, I_C=1A$	-	-	1.5	V
Transition Frequency	$f_T$	$V_{CE}=5V, I_C=1A$	-	15	-	MHz
Output Capacitance	$C_{ob}$	$V_{CB}=10V, f=1MHz$	-	210	-	pF
Turn On Time	$t_{on}$	$V_{CC}=20V$ $I_C=1A=10 \cdot I_{B1}=-10 \cdot I_{B2}$ $R_L=20\Omega$	-	0.26	-	$\mu S$
Fall Time	$t_f$		-	0.68	-	
Storage Time	$t_{stg}$		-	6.88	-	

Note :  $h_{FE}$  Classification O:60~120 , Y:100~200



# KTD1047



EEPW 电子产品世界 .com.cn