



**KBPC1000 THRU KBPC1010**  
**SINGLE PHASE 10 AMPS SILICON BRIDGE RECTIFIERS**

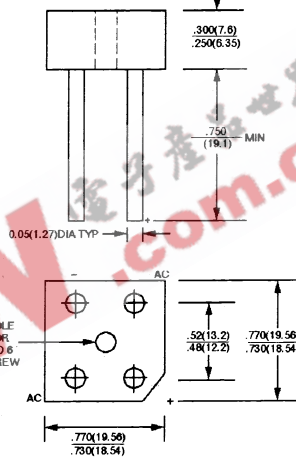


**VOLTAGE RANGE**  
 50 to 1000 Volts  
**CURRENT**  
 10.0 Amperes

**FEATURES**

- \* Surge overload rating 60 amperes peak
- \* Low forward voltage drop
- \* Small size, simple installation
- \* Leads solderable per MIL - STD - 202, method 208

**KBPC-8/10**



Dimensions in inches and (millimeters)

**MAXIMUM RATINGS AND ELECTRICAL CHARACTERISTICS**

Rating, at 25°C ambient temperature unless otherwise specified.  
 Single phase, half wave, 60 Hz, resistive or inductive load.  
 For capacitive load, derate current by 20%

TYPE NUMBER	SYMBOLS	KBPC 1000	KBPC 1001	KBPC 1002	KBPC 1004	KBPC 1006	KBPC 1008	KBPC 1010	UNITS
Maximum Recurrent Peak Reverse Voltage	$V_{RRM}$	50	100	200	400	600	800	1000	V
Maximum RMS Bridge Input Voltage	$V_{RMS}$	35	70	140	280	420	560	700	V
Maximum D. C Blocking Voltage	$V_{DC}$	50	100	200	400	600	800	1000	V
Maximum Average Forward Rectified Current @ $T_C = 50^\circ C^{(1,2)}$	$I_{F(AV)}$	10							A
Peak Forward Surge Current, 8.3 ms single half sine-wave superimposed on rated load(JEDEC method)	$I_{FSM}$	250							A
Maximum Forward Voltage Drop per element @ 5A	$V_F$	1.10							V
Maximum Reverse Current at Rated @ $T_A = 25^\circ C$ D. C. Blocking Voltage per element @ $T_A = 100^\circ C$	$I_R$	10 500							$\mu A$ $\mu A$
Operating Temperature Range	$T_J$	- 55 to + 125							$^\circ C$
Storage Temperature Range	$T_{STG}$	- 55 to + 150							$^\circ C$

NOTE: (1) Bolt down on heat - sink with silicone thermal compound between bridge and mounting surface for maximum heat transfer with # 6 screw  
 (2) Unit mounted on 5.5 x 6.0 x 0.11" thick(14 x 15 x 0.3cm) Al. Plate



## RATINGS AND CHARACTERISTIC CURVES (KBPC1000 THRU KBPC1010)

FIG. 1 - MAXIMUM NON-REPETITIVE FORWARD SURGE CURRENT - PER ELEMENT

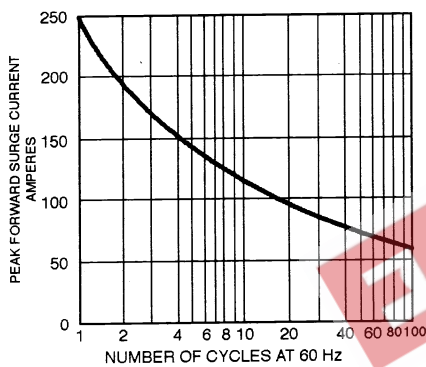


FIG. 2 - TYPICAL FORWARD OUTPUT CURRENT DERATING CURVE

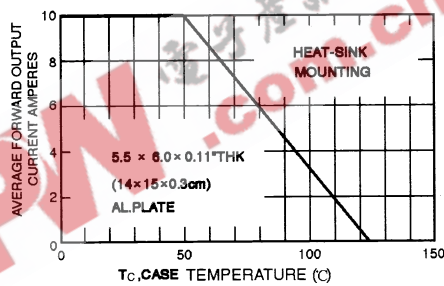


FIG. 3 - TYPICAL FORWARD CHARACTERISTICS PER ELEMENT

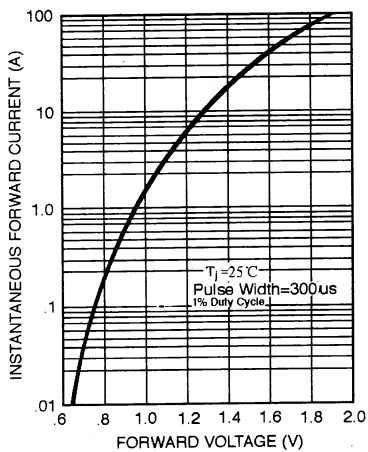


FIG. 4 - TYPICAL REVERSE CHARACTERISTICS - PER ELEMENT

