

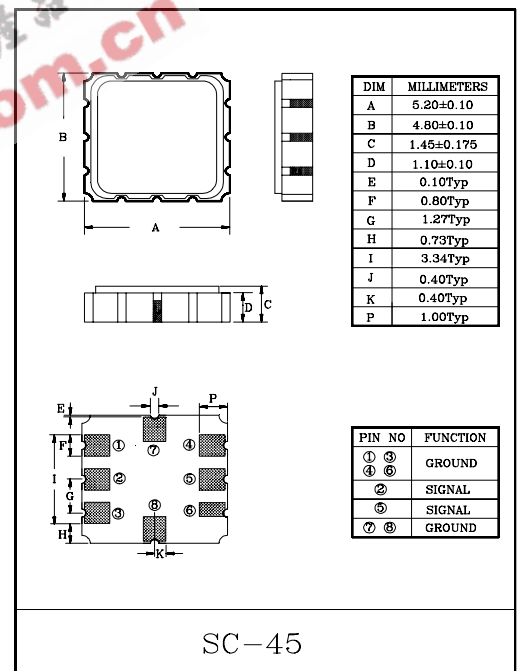
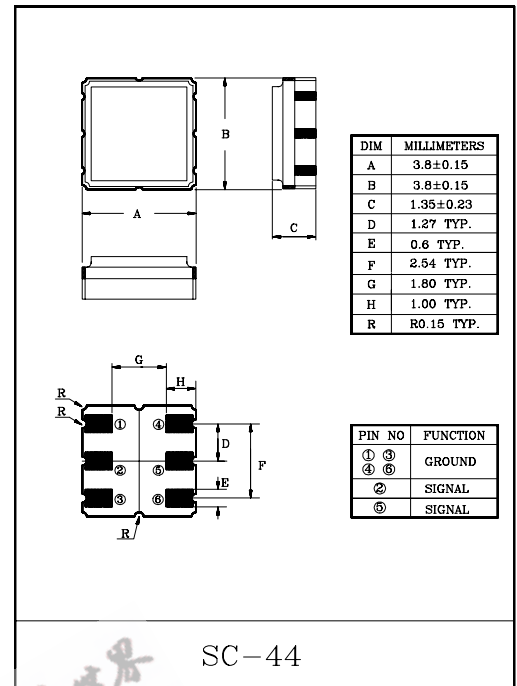
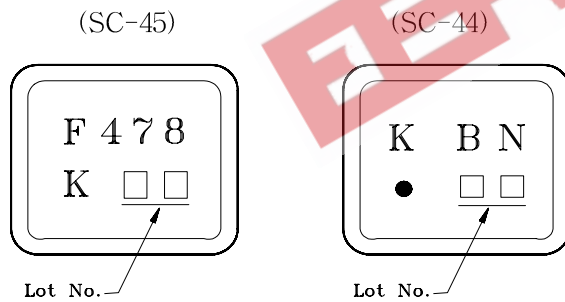
Band pass filters for the receiving RF circuits of pager

- High stability and reliability with good performance and no adjustment.
- Wide and sharp pass band characteristics.
- Low insertion loss and deep stop band attenuation for interference.
- KF478S : SC-45 Package,  
KF478V : SC-44 Package.
- F-11 Package Type : KF478.

### MAXIMUM RATINGS (Ta=25°C)

ITEM	SYMBOL	RATING	UNIT
Input Signal Level	IS <sub>max</sub>	0	dBm
DC Permissive Voltage	V <sub>DC</sub>	+10	V
Operating Temperature Range	T <sub>opr</sub>	-10~+50	°C
Storage Temperature Range	T <sub>stg</sub>	-30~+85	°C

### Marking



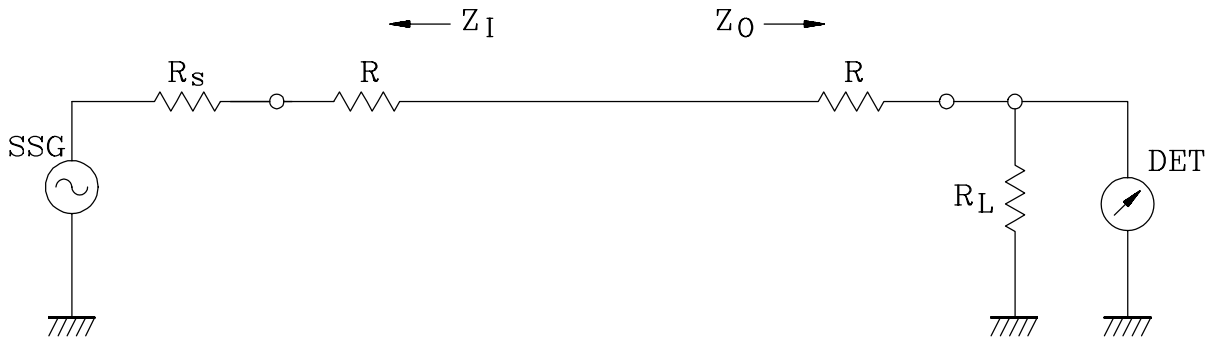
### ELECTRICAL CHARACTERISTICS (Temperature 20±2°C, Humidity 65±5%)

ITEMS	SYMBOL	TEST CONDITION	MIN.	TYP.	MAX.	UNIT
Nominal Center Frequency	f <sub>0</sub>	-	-	478	-	MHz
Bandwidth	BW <sub>3dB</sub>	-	f <sub>0</sub> ±5.0	-	-	MHz
Insertion Loss	IL <sub>PASS</sub>	f <sub>0</sub> ±5.0MHz	-	-	4.0	dB
Ripple Level	A <sub>RIP</sub>	f <sub>0</sub> ±5.0MHz	-	-	2.0	dB
Rejection Level	IL <sub>STOP</sub>	f <sub>0</sub> -47.8~f <sub>0</sub> -37.8MHz	55	-	-	dB
		f <sub>0</sub> +37.8~f <sub>0</sub> +47.8MHz	45	-	-	dB
Input/Output Impedance	Z <sub>i</sub> (Z <sub>o</sub> )	-	-	50Ω//0pF	-	-

# KF478S/V

## TEST CIRCUIT

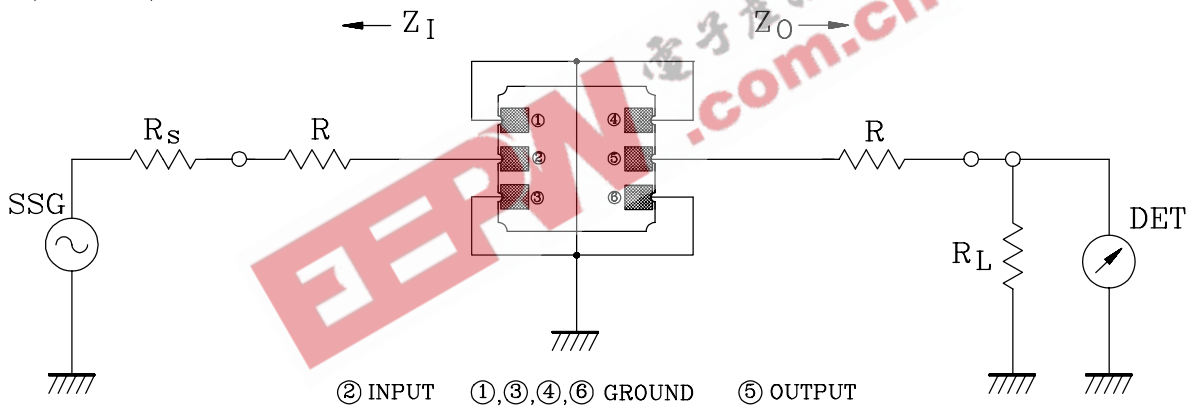
### REFERENCE LEVEL TEST CIRCUIT



$R_s, R_L : 50\Omega$  (Internal Impedance of Source and Load)  
 $R : 0\Omega$   
 $Z_I(Z_O) = R_s(R_L) + R$

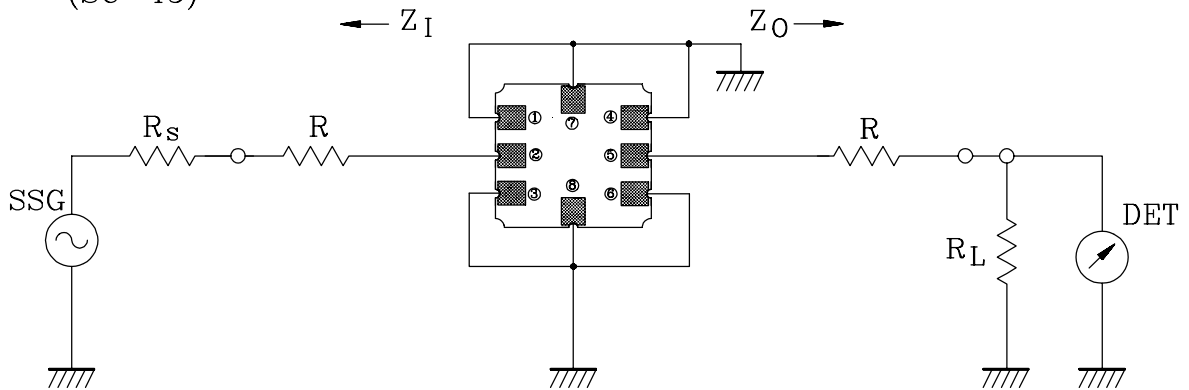
### MEASUREMENT CIRCUIT

(SC-44)



$R_s, R_L : 50\Omega$  (Internal Impedance of Source and Load)  
 $R : 0\Omega$   
 $Z_I(Z_O) = R_s(R_L) + R$

(SC-45)



2: Input      1,3,4,6,7,8: Ground      5: Output

# KF478S/V

