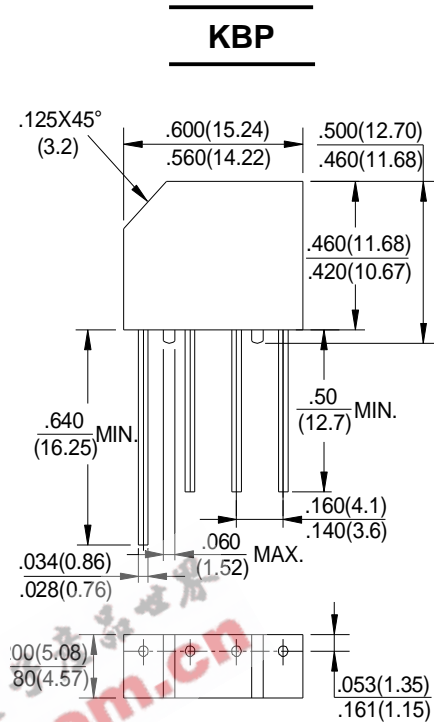


GLASS PASSIVATED BRIDGE RECTIFIERS

REVERSE VOLTAGE - 50 to 1000 Volts
FORWARD CURRENT - 1.5Amperes

FEATURES

- Surage overload rating -50 amperes peak
- Ideal for printed circuit board
- Plastic material has Underwriters Laboratory flammability classification 94V-0
- Mounting position :Any



Dimensions in inches and (millimeters)

MAXIMUM RATINGS AND ELECTRICAL CHARACTERISTICS

Rating at 25°C ambient temperature unless otherwise specified.

Resistive or inductive load,60HZ.

For capacitive load, derate current by 20%

CHARACTERISTICS	SYMBOL	KBP005G	KBP01G	KBP02G	KBP04G	KBP06G	KBP08G	KBP10G	UNIT
Maximum Recurrent Peak Reverse Voltage	VRRM	50	100	200	400	600	800	1000	V
Maximum RMS Bridge Input Voltage	VRMS	35	70	140	280	420	560	700	V
Maximum DC Blocking Voltage	VDC	50	100	200	400	600	800	1000	V
Maximum Average Forward Rectified Output Current @TA=50 °C	I(AV)	1.5							A
Peak Forward Surage Current 8.3ms Single Half Sine-Wave Super Imposed on Rated Load (JEDEC Method)	IFSM	50							A
Maximum Forward Voltage Drop Per Bridge Element at 1.5A Peak	VF	1.1							V
Maximum Reverse Current at Rated DC Blocking Voltage Per Element @TA=25°C	IR	10							uA
Maximum Reverse Current at Rated DC Blocking Voltage Per Element @TA=100°C	IR	1.0							mA
Operating Temperature RangeTJ	TJ	-55 to +150							°C
Storage Temperature Range TA	TSTG	-55 to +150							°C

FIG.1-DERATING CURVE OUTPUT RECTIFIED CURRENT

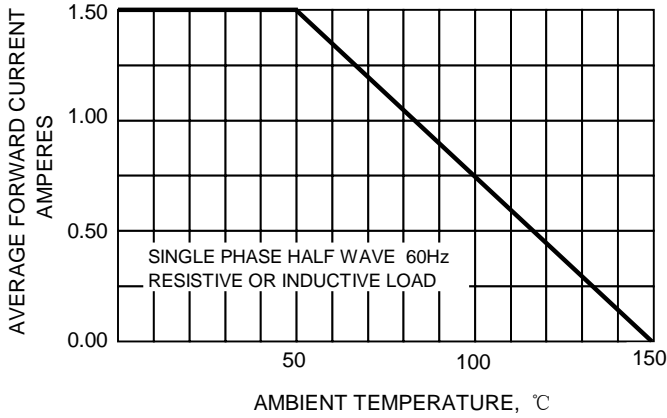


FIG.2-TYPICAL FORWARD CHARACTERISTICS

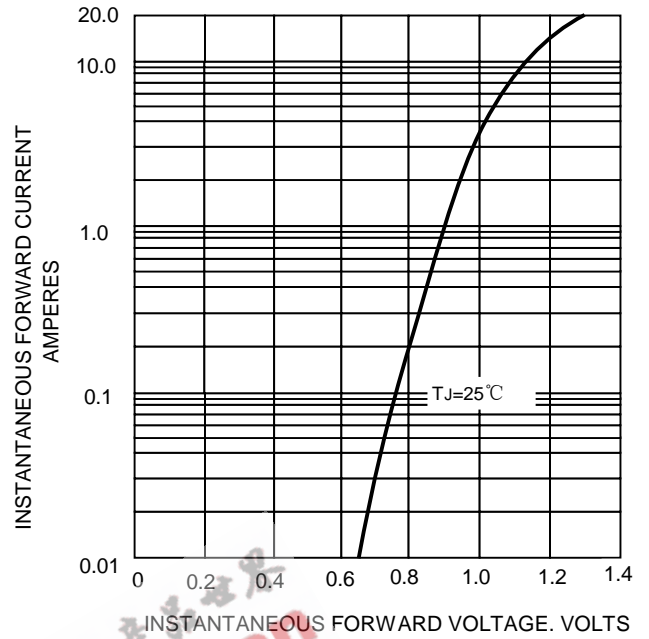


FIG.3-TYPICAL REVERSE CHARACTERISTICS

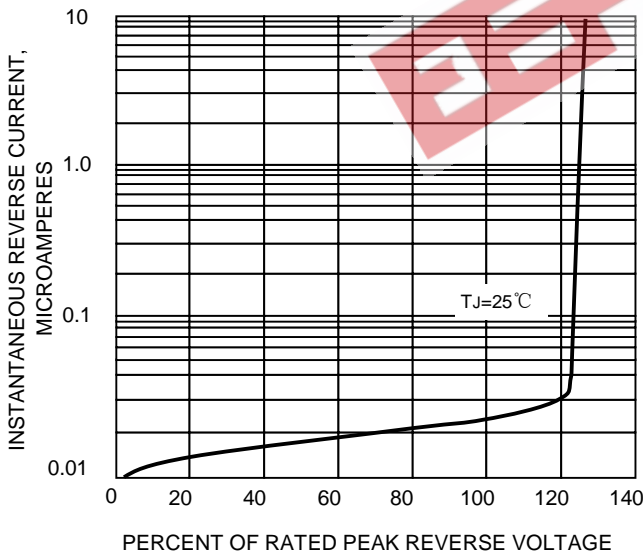


FIG.4-MAXIMUM FORWARD SURGE CURRENT

