

Band pass filters for 400MHz~520MHz Range.

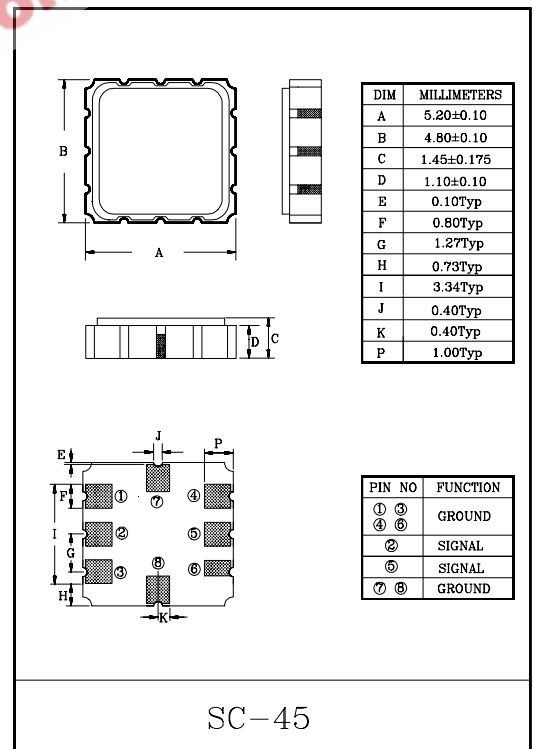
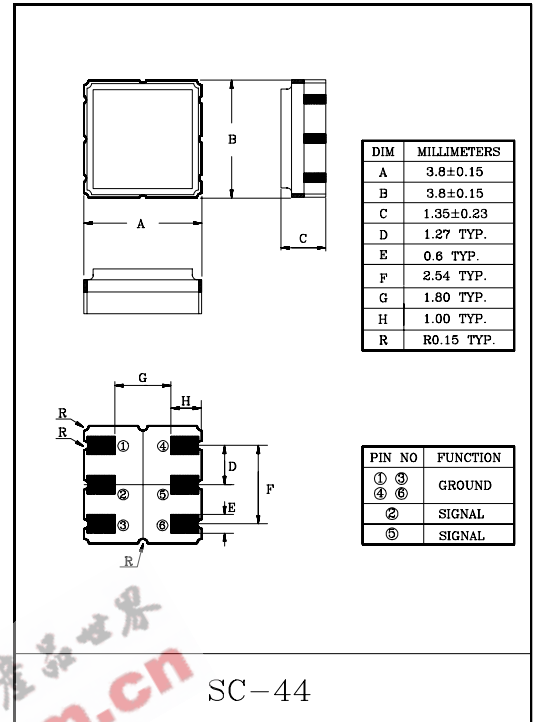
- High stability and reliability with good performance and no adjustment.
- Wide and sharp pass band characteristics.
- Low insertion loss and deep stop band attenuation for interference.
- Terminating Impedance : $150\Omega // 0pF$
- SC-45Package:KF□□□BS, SC-44package:KF□□□BV.
- F-11 Package Type : KF402B~KF518B

MAXIMUM RATINGS (Ta=25°C)

ITEM	SYMBOL	RATING	UNIT
Input Signal Level	IS _{max}	0	dBm
DC Permissive Voltage	V _{DC}	+10	V
Operating Temperature Range	T _{opr}	-10~+50	°C
Storage Temperature Range	T _{stg}	-30~+85	°C

ITEM LIST

KF402BS/BV	KF442BS/BV	KF482BS/BV
KF406BS/BV	KF446BS/BV	KF486BS/BV
KF410BS/BV	KF450BS/BV	KF490BS/BV
KF414BS/BV	KF454BS/BV	KF494BS/BV
KF418BS/BV	KF458BS/BV	KF498BS/BV
KF422BS/BV	KF462BS/BV	KF502BS/BV
KF426BS/BV	KF466BS/BV	KF506BS/BV
KF430BS/BV	KF470BS/BV	KF510BS/BV
KF434BS/BV	KF474BS/BV	KF514BS/BV
KF438BS/BV	KF478BS/BV	KF518BS/BV



KF402BS/BV ~ KF518BS/BV

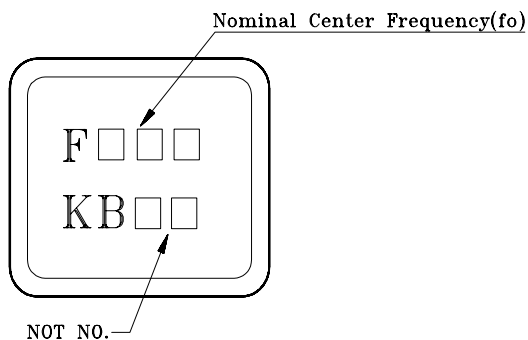
ELECTRICAL CHARACTERISTICS (Temperature $20 \pm 2^\circ\text{C}$, Humidity $65 \pm 5\%$)

ITEMS		SYMBOL	TEST CONDITION	MIN.	TYP.	MAX.	UNIT
Nominal Center Frequency	KF402BS/BV	fo	-	-	402	-	MHz
	KF406BS/BV				406		
	KF410BS/BV				410		
	KF414BS/BV				414		
	KF418BS/BV				418		
	KF422BS/BV				422		
	KF426BS/BV				426		
	KF430BS/BV				430		
	KF434BS/BV				434		
	KF438BS/BV				438		
	KF442BS/BV				442		
	KF446BS/BV				446		
	KF450BS/BV				450		
	KF454BS/BV				454		
	KF458BS/BV				458		
	KF462BS/BV				462		
	KF466BS/BV				466		
	KF470BS/BV				470		
	KF474BS/BV				474		
	KF478BS/BV				478		
	KF482BS/BV				482		
	KF486BS/BV				486		
	KF490BS/BV				490		
	KF494BS/BV				494		
KF498BS/BV	498						
KF502BS/BV	502						
KF506BS/BV	506						
KF510BS/BV	510						
KF514BS/BV	514						
KF518BS/BV	518						
Bandwidth		BW _{3dB}	-	f ₀ ±2.0	-	-	MHz
Insertion Loss		IL _{PASS}	f ₀ ±2.0MHz	-	-	4.0	dB
Ripple Level		A _{RIP}	f ₀ ±2.0MHz	-	-	2.0	dB
Rejection Level		IL _{STOP}	f ₀ -100~f ₀ -40.8MHz	55	-	-	dB
			f ₀ +30~f ₀ +100MHz	55	-	-	dB
Input/Output Impedance		Z _I (Z _O)	-	-	150Ω//0pF	-	-

KF402BS/BV ~ KF518BS/BV

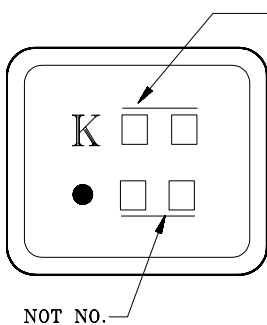
MARKING

(SC-45)



ITEM	f_o	ITEM	f_o	ITEM	f_o
KF402BS	402	KF442BS	442	KF482BS	482
KF406BS	406	KF446BS	446	KF486BS	486
KF410BS	410	KF450BS	450	KF490BS	490
KF414BS	414	KF454BS	454	KF494BS	494
KF418BS	418	KF458BS	458	KF498BS	498
KF422BS	422	KF462BS	462	KF502BS	502
KF426BS	426	KF466BS	466	KF506BS	506
KF430BS	430	KF470BS	470	KF510BS	510
KF434BS	434	KF474BS	474	KF514BS	514
KF438BS	438	KF478BS	478	KF518BS	518

(SC-44)



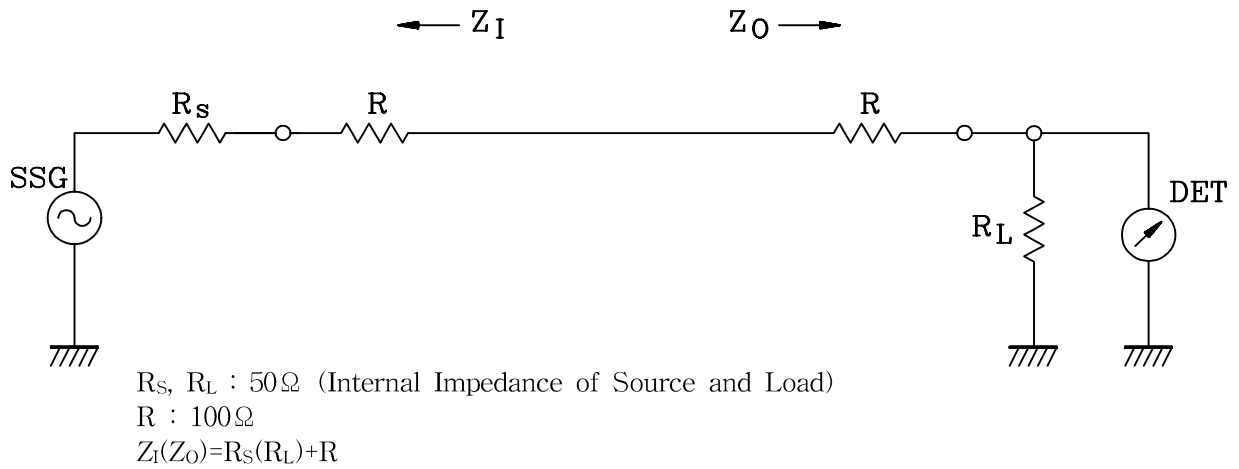
ITEM	Mark	ITEM	Mark	ITEM	Mark
KF402BV	EA	KF442BV	EK	KF482BV	FJ
KF406BV	EB	KF446BV	EL	KF486BV	FK
KF410BV	EC	KF450BV	FA	KF490BV	FL
KF414BV	ED	KF454BV	FB	KF494BV	FM
KF418BV	EE	KF458BV	FC	KF498BV	FN
KF422BV	EF	KF462BV	FD	KF502BV	GA
KF426BV	EG	KF466BV	FF	KF506BV	GB
KF430BV	EH	KF470BV	FG	KF510BV	GC
KF434BV	EI	KF474BV	FH	KF514BV	GD
KF438BV	EJ	KF478BV	FI	KF518BV	GE



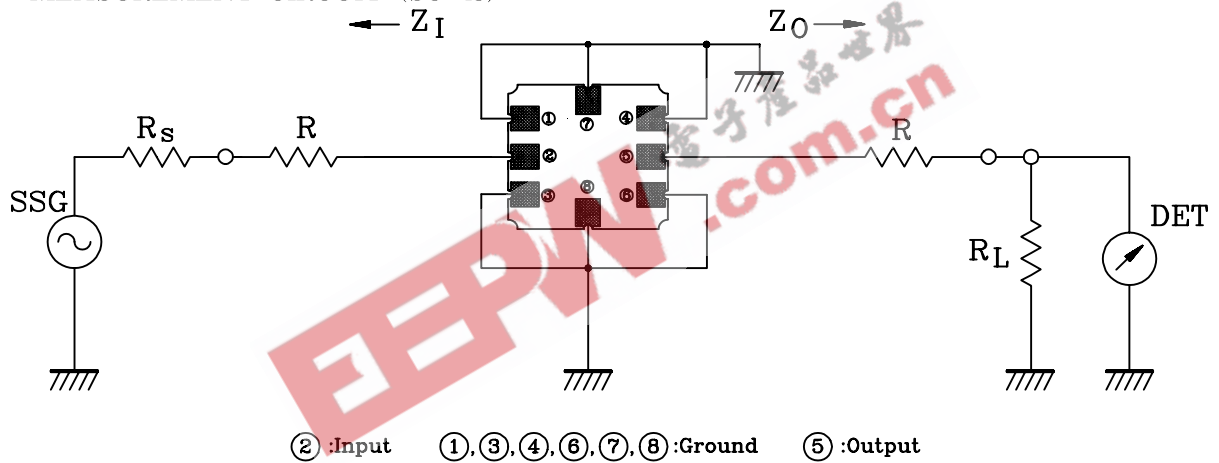
KF402BS/BV ~ KF518BS/BV

TEST CIRCUIT

REFERENCE LEVEL TEST CIRCUIT



MEASUREMENT CIRCUIT (SC-45)



$R_s, R_L : 50\Omega$ (Internal Impedance of Source and Load)
 $R : 100\Omega$
 $Z_i(Z_o) = R_s(R_L) + R$

(SC-44)

