



KBU10A~KBU10M

SILICON BRIDGE RECTIFIERS

VOLTAGE 50 to 1000 Volts **CURRENT** 10.0 Amperes

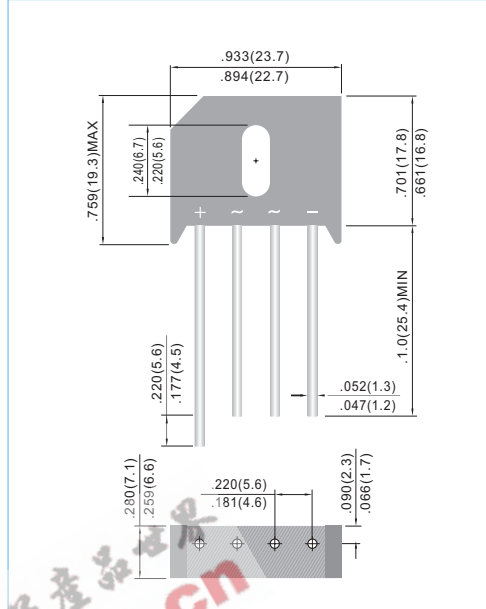
KBU Unit: inch (mm)

FEATURES

- Plastic material used carries Underwriters Laboratory Flammability Classification 94V-0
- Reliable low cost construction utilizing molded plastic technique.
- Surge overload rating : 300 amperes peak
- Ideal for printed circuit board.
- In compliance with EU RoHS 2002/95/EC directives

MECHANICAL DATA

- Case: Reliable low cost construction utilizing molded plastic technique
- Terminals: Lead solderable per MIL-STD-750, Method 2026
- Mounting Position: Any
- Weight: 6.9 grams



MAXIMUM RATINGS AND ELECTRICAL CHARACTERISTICS

Ratings at 25°C ambient temperature unless otherwise specified. Single phase, half wave, 60Hz, resistive or inductive load. For capacitive load, derate current by 20%

PARAMETER	SYMBOL	KBU10A	KBU10B	KBU10D	KBU10G	KBU10J	KBU10K	KBU10M	UNITS
Maximum Recurrent Peak Reverse Voltage	V _{RRM}	50	100	200	400	600	800	1000	V
Maximum RMS Bridge Input Voltage	V _{RMS}	35	70	140	280	420	560	700	V
Maximum DC Blocking Voltage	V _{DC}	50	100	200	400	600	800	1000	V
Maximum Average Forward Rectified Output Current at T _A =100°C	I _{AV}				10.0				A
Rectified Output Current at T _A =45°C					8.0				
Peak Forward Surge Current single-wave superimposed on rated load (JEDEC Method)	I _{FSM}				300				A
Maximum Instantaneous Forward Voltage Drop per Element at 8.0A	V _F				1.1				V
Maximum Reverse Leakage at Rated DC Blocking Voltage per element T _A =100°C	I _R				10.0				μA
					300				mA
Maximum Temperature Resistance JC (Note1)	R _{θJ-C}				2.5				°C/W
Operating and Storage Temperature Range	T _{STG}				-55 to +150				°C



KBU10A~KBU10M

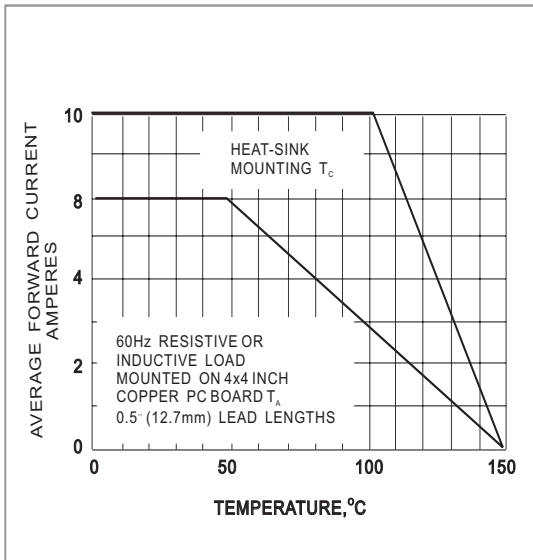


FIG. 1- DERATING CURVE FOR OUTPUT RECTIFIED CURRENT

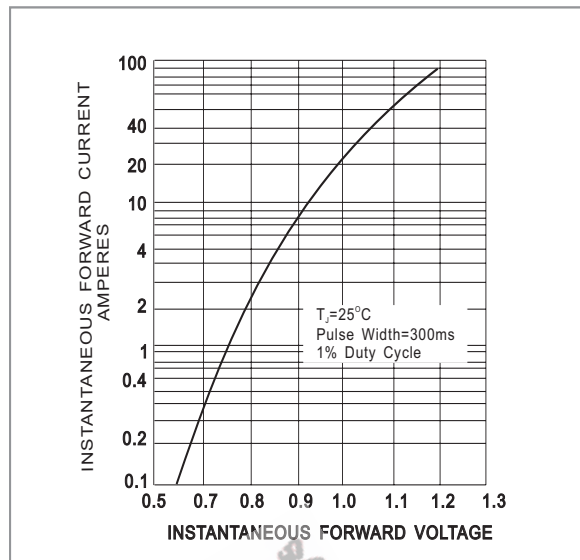


FIG. 2- TYPICAL INSTANTANEOUS FORWARD CHARACTERISTICS PER ELEMENT

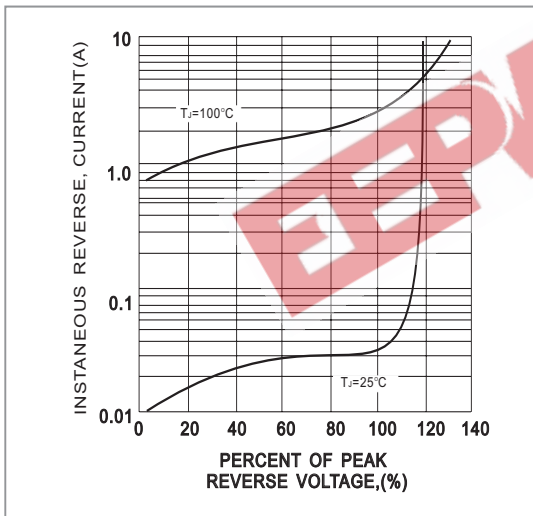


FIG. 3- TYPICAL REVERSE CHARACTERISTICS

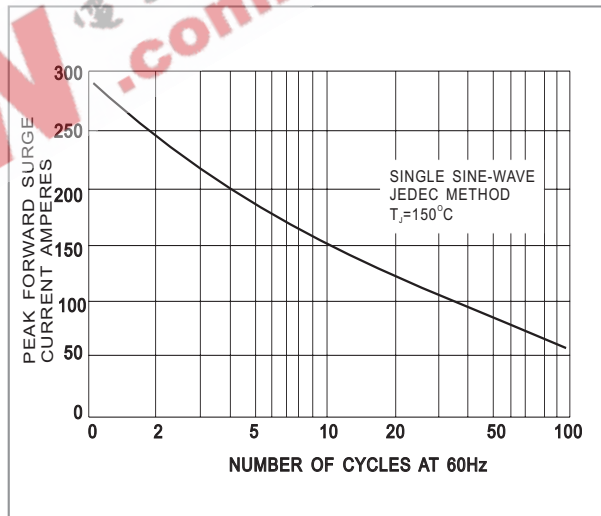


FIG. 4- MAXIMUM NON-REPETITIVE PEAK FORWARD SURGE CURRENT

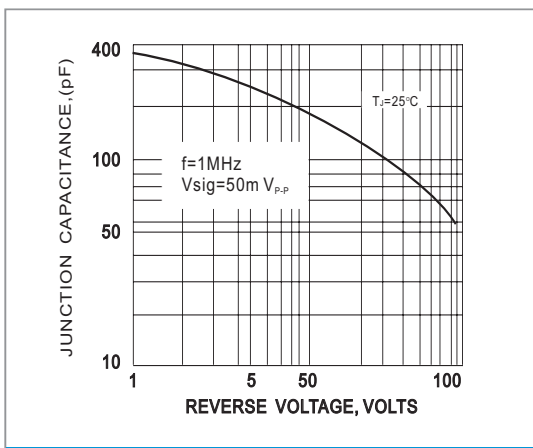


FIG. 5- TYPICAL JUNCTION CAPACITANCE PER ELEMENT