

HIGH SPEED SWITCHING.

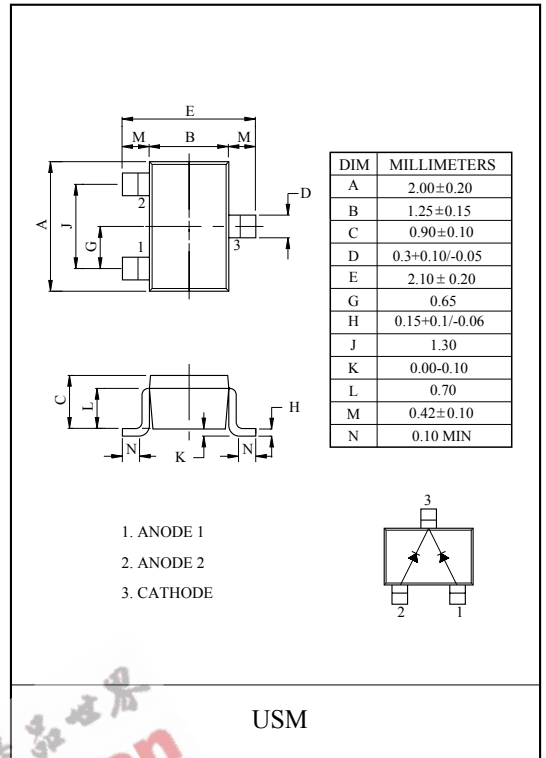
FEATURES

- Low Forward Voltage : $V_F=0.24(\text{Typ.})$ $I_F=5\text{mA}$

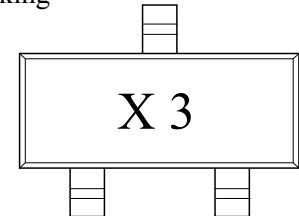
MAXIMUM RATING (Ta=25°C)

CHARACTERISTIC	SYMBOL	RATING	UNIT
Repetitive Peak Reverse Voltage	V_{RRM}	15	V
Reverse Voltage	V_R	10	V
Average Forward Current	I_O	0.1	A
Non-repetitive Peak Surge Current	I_{FSM}	1	A
Power Dissipation	P_D	200*	mW
Junction Temperature	T_j	125	°C
Storage Temperature Range	T_{stg}	-55 ~ 125	°C

* : Mounted on a glass epoxy circuit board of 20×20mm,
pad dimension of 4×4mm.



Marking

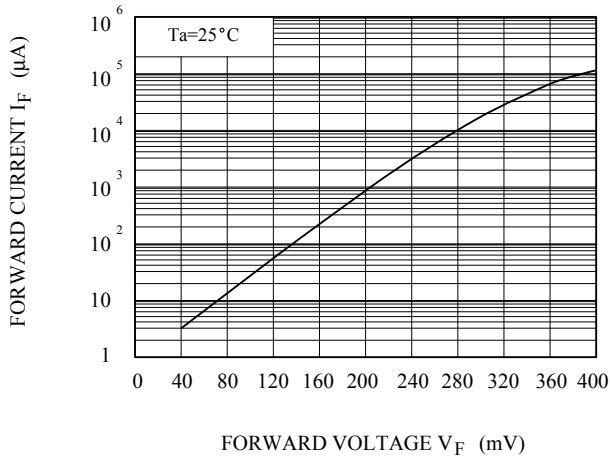


ELECTRICAL CHARACTERISTICS (Ta=25°C)

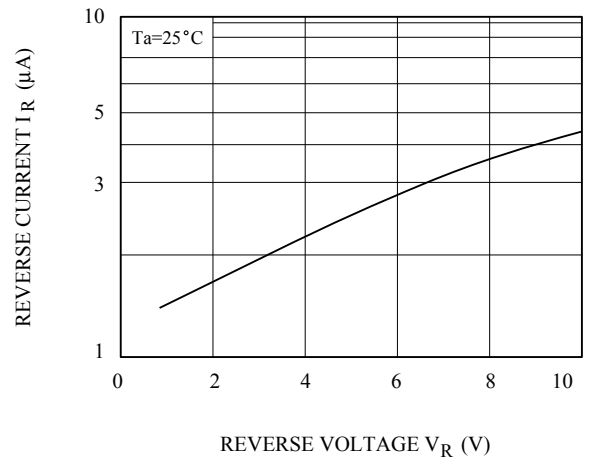
CHARACTERISTIC	SYMBOL	TEST CONDITION	MIN.	TYP.	MAX.	UNIT
Forward Voltage	$V_{F(1)}$	$I_F=1\text{mA}$	-	0.19	-	V
	$V_{F(2)}$	$I_F=5\text{mA}$	-	0.24	-	
	$V_{F(3)}$	$I_F=100\text{mA}$	-	0.39	0.50	
Reverse Current	I_R	$V_R=10\text{V}$	-	-	20	μA
Total Capacitance	C_T	$V_R=0\text{V}, f=1\text{MHz}$	-	14	30	pF

KDR378

$I_F - V_F$



$I_R - V_R$



$C_T - V_R$

