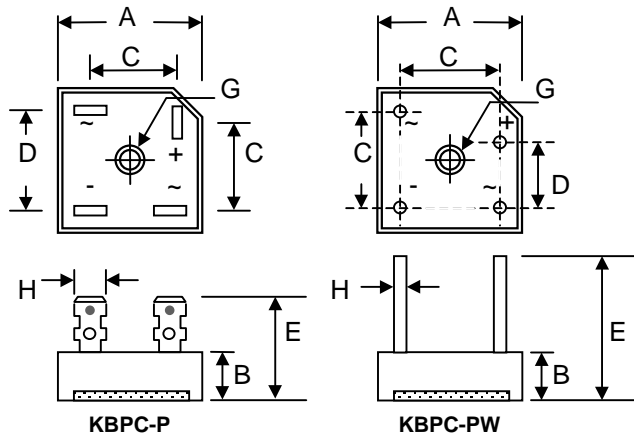


Features

- Diffused Junction
- Low Reverse Leakage Current
- Low Power Loss, High Efficiency
- Electrically Isolated Epoxy Case for Maximum Heat Dissipation
- Case to Terminal Isolation Voltage 2500V
-  Recognized File # E157705

Mechanical Data

- Case: Molded Plastic with Heatsink, Available in Both Low Profile and Standard Case
- Terminals: Plated Faston Lugs or Wire Leads, Add "W" Suffix to Indicate Wire Leads
- Polarity: As Marked on Case
- Mounting: Through Hole with #10 Screw
- Mounting Torque: 23 cm·kg (20 in·lbs) Max.
- Weight: 21 grams (KBPC-P); 18 grams (KBPC-PW)
- Marking: Type Number
- **Lead Free: For RoHS / Lead Free Version, Add "-LF" Suffix to Part Number, See Page 4**



Dim	KBPC-P Low Profile / Standard		KBPC-PW Low Profile / Standard	
	Min	Max	Min	Max
A	28.40	28.70	28.40	28.70
B	7.50 / 10.97	8.50 / 11.23	7.50 / 10.97	8.50 / 11.23
C	15.70	16.70	17.10	19.10
D	17.50	18.50	10.90	11.90
E	22.50 / 22.86	23.50 / 25.40	30.50	—
G	Hole for #10 screw, 5.08Ø Nominal			
H	6.35 Typical		0.97Ø	1.07Ø

All Dimension in mm

Maximum Ratings and Electrical Characteristics @T_A=25°C unless otherwise specified

Single Phase, half wave, 60Hz, resistive or inductive load. For capacitive load, derate current by 20%.

Characteristic	Symbol	KBPC10										Unit	
		00P	01P	02P	04P	06P	08P	10P	12P	14P	16P		
Peak Repetitive Reverse Voltage	V _{RRM}												V
Working Peak Reverse Voltage	V _{RWM}	50	100	200	400	600	800	1000	1200	1400	1600		V
DC Blocking Voltage	V _R												V
RMS Reverse Voltage	V _{R(RMS)}	35	70	140	280	420	560	700	840	980	1120		V
Average Rectified Output Current @T _A = 50°C	I _O	10										A	
Non-Repetitive Peak Forward Surge Current 8.3ms Single half sine-wave superimposed on rated load (JEDEC Method)	I _{FSM}	200										A	
Forward Voltage per leg @I _F = 5.0A	V _{FM}	1.1										V	
Peak Reverse Current @T _C = 25°C At Rated DC Blocking Voltage @T _C = 125°C	I _{RM}	10										µA	
		500											
I ² t Rating for Fusing (t < 8.3ms)	I ² t	166										A ² s	
Typical Junction Capacitance (Note 1)	C _j	200										pF	
Typical Thermal Resistance per leg (Note 2)	R _{θJC}	3.0										°C/W	
RMS Isolation Voltage from Case to Leads	V _{ISO}	2500										V	
Operating and Storage Temperature Range	T _J , T _{STG}	-65 to +150										°C	

Note: 1. Measured at 1.0 MHz and applied reverse voltage of 4.0V D.C.
2. Thermal resistance junction to case, mounted on heatsink.

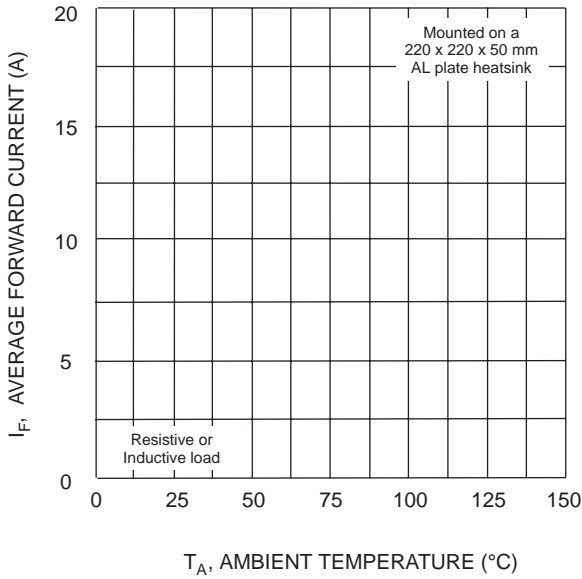


Fig. 1 Forward Current Derating Curve

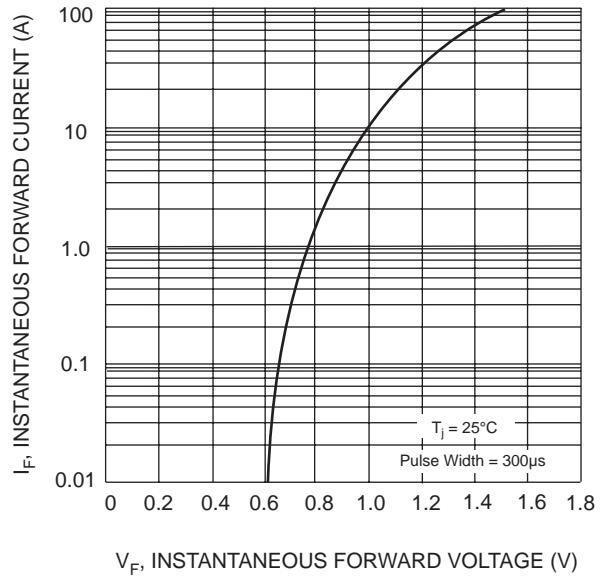


Fig. 2 Typical Forward Characteristics (per element)



Fig. 3 Max Non-Repetitive Surge Current

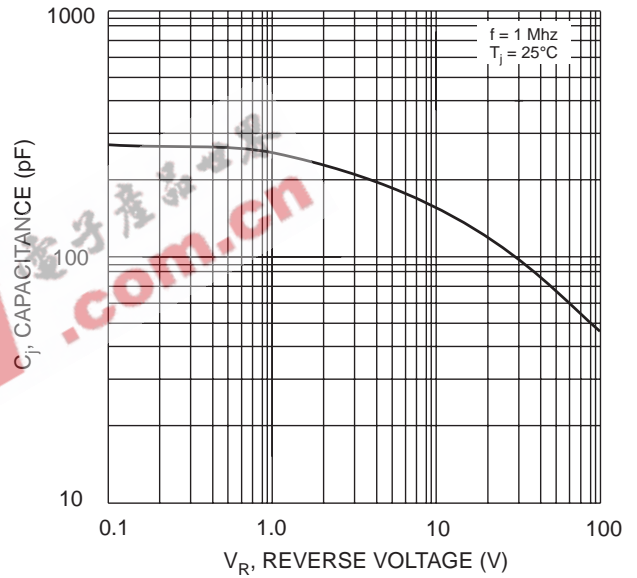
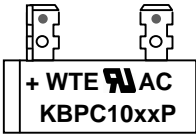
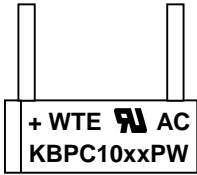


Fig. 4 Typical Junction Capacitance (per element)



Fig. 5 Typical Reverse Characteristics (per element)

MARKING INFORMATION

<p>KBPC-P</p>  <p>WTE = Manufacturer's Logo KBPC10xxP = Device Number xx = 00, 01, 02, 04, 06, 08, 10, 12, 14 or 16 Polarity = As Marked on Body</p>	<p>KBPC-PW</p>  <p>WTE = Manufacturer's Logo KBPC10xxPW = Device Number xx = 00, 01, 02, 04, 06, 08, 10, 12, 14 or 16 Polarity = As Marked on Body</p>
---	---

PACKAGING INFORMATION

BULK

Case Style	Inner Box Size L x W x H (mm)	Quantity (PCS)	Carton Size L x W x H (mm)	Quantity (PCS)	Approx. Gross Weight (KG)
KBPC-P	195 x 195 x 40	50	405 x 205 x 240	500	12.0
KBPC-PW	195 x 195 x 40	50	405 x 205 x 240	500	11.0

Note: 1. Paper box, white or brown color.

ORDERING INFORMATION

Product No.	Package Type	Shipping Quantity
KBPC1000P	Square Bridge	50 Units/Box
KBPC1000PW	Square Bridge	50 Units/Box
KBPC1001P	Square Bridge	50 Units/Box
KBPC1001PW	Square Bridge	50 Units/Box
KBPC1002P	Square Bridge	50 Units/Box
KBPC1002PW	Square Bridge	50 Units/Box
KBPC1004P	Square Bridge	50 Units/Box
KBPC1004PW	Square Bridge	50 Units/Box
KBPC1006P	Square Bridge	50 Units/Box
KBPC1006PW	Square Bridge	50 Units/Box
KBPC1008P	Square Bridge	50 Units/Box
KBPC1008PW	Square Bridge	50 Units/Box
KBPC1010P	Square Bridge	50 Units/Box
KBPC1010PW	Square Bridge	50 Units/Box
KBPC1012P	Square Bridge	50 Units/Box
KBPC1012PW	Square Bridge	50 Units/Box
KBPC1014P	Square Bridge	50 Units/Box
KBPC1014PW	Square Bridge	50 Units/Box
KBPC1016P	Square Bridge	50 Units/Box
KBPC1016PW	Square Bridge	50 Units/Box

1. Shipping quantity given is for minimum packing quantity only. For minimum order quantity, please consult the Sales Department.
2. To order Lead Free version (with Lead Free finish), add "-LF" suffix to part number above. For example, KBPC1000P-LF.

Won-Top Electronics Co., Ltd (WTE) has checked all information carefully and believes it to be correct and accurate. However, WTE cannot assume any responsibility for inaccuracies. Furthermore, this information does not give the purchaser of semiconductor devices any license under patent rights to manufacturer. WTE reserves the right to change any or all information herein without further notice.

WARNING: DO NOT USE IN LIFE SUPPORT EQUIPMENT. WTE power semiconductor products are not authorized for use as critical components in life support devices or systems without the express written approval.

Won-Top Electronics Co., Ltd.

No. 44 Yu Kang North 3rd Road, Chine Chen Dist., Kaohsiung, Taiwan

Phone: 886-7-822-5408 or 886-7-822-5410

Fax: 886-7-822-5417

Email: sales@wontop.com

Internet: http://www.wontop.com

We power your everyday.