
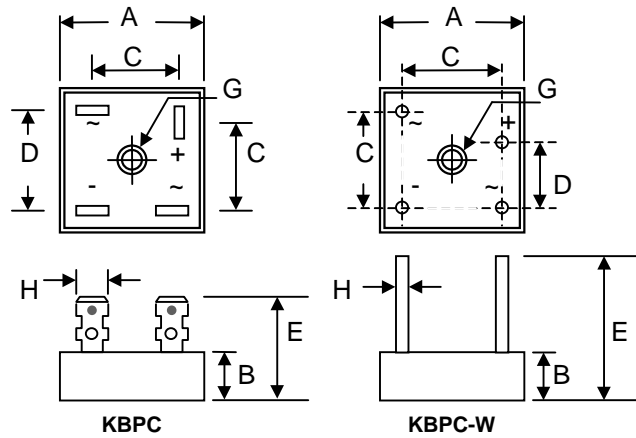


Features

- Diffused Junction
- Low Reverse Leakage Current
- Low Power Loss, High Efficiency
- Electrically Isolated Metal Case for Maximum Heat Dissipation
- Case to Terminal Isolation Voltage 2500V
-  Recognized File # E157705

Mechanical Data

- Case: KBPC (Metal Case with Faston Lugs) or KBPC-W (Metal Case with Wire Leads)
- Terminals: Plated Faston Lugs or Wire Leads, Add "W" Suffix to Indicate Wire Leads
- Polarity: As Marked on Case
- Mounting: Through Hole with #10 Screw
- Mounting Torque: 23 cm·kg (20 in·lbs) Max.
- Weight: 30 grams (KBPC); 28 grams (KBPC-W)
- Marking: Type Number
- **Lead Free: For RoHS / Lead Free Version, Add "-LF" Suffix to Part Number, See Page 4**



Dim	KBPC		KBPC-W	
	Min	Max	Min	Max
A	27.94	28.96	27.94	28.96
B	10.97	11.23	10.97	11.23
C	15.50	17.60	17.10	19.10
D	17.50	18.50	10.90	11.90
E	22.86	25.40	30.50	—
G	Hole for #10 screw, 5.08Ø Nominal			
H	6.35 Typical		0.97Ø 1.07Ø	

All Dimension in mm

Maximum Ratings and Electrical Characteristics @ $T_A=25^\circ\text{C}$ unless otherwise specified

Single Phase, half wave, 60Hz, resistive or inductive load. For capacitive load, derate current by 20%.

Characteristic	Symbol	KBPC10										Unit
		00	01	02	04	06	08	10	12	14	16	
Peak Repetitive Reverse Voltage Working Peak Reverse Voltage DC Blocking Voltage	V_{RRM} V_{RWV} V_R	50	100	200	400	600	800	1000	1200	1400	1600	V
RMS Reverse Voltage	$V_{R(RMS)}$	35	70	140	280	420	560	700	840	980	1120	V
Average Rectified Output Current @ $T_A = 50^\circ\text{C}$	I_O	10										A
Non-Repetitive Peak Forward Surge Current 8.3ms Single half sine-wave superimposed on rated load (JEDEC Method)	I_{FSM}	200										A
Forward Voltage per leg @ $I_F = 5.0\text{A}$	V_{FM}	1.2										V
Peak Reverse Current @ $T_C = 25^\circ\text{C}$ At Rated DC Blocking Voltage @ $T_C = 125^\circ\text{C}$	I_{RM}	10 1.0										μA mA
I^2t Rating for Fusing ($t < 8.3\text{ms}$)	I^2t	166										A^2s
Typical Junction Capacitance (Note 1)	C_j	300										pF
Typical Thermal Resistance per leg (Note 2)	$R_{\theta JC}$	3.0										$^\circ\text{C/W}$
RMS Isolation Voltage from Case to Leads	V_{ISO}	2500										V
Operating and Storage Temperature Range	T_j, T_{STG}	-65 to +150										$^\circ\text{C}$

Note: 1. Measured at 1.0 MHz and applied reverse voltage of 4.0V D.C.
2. Thermal resistance junction to case, mounted on heatsink.

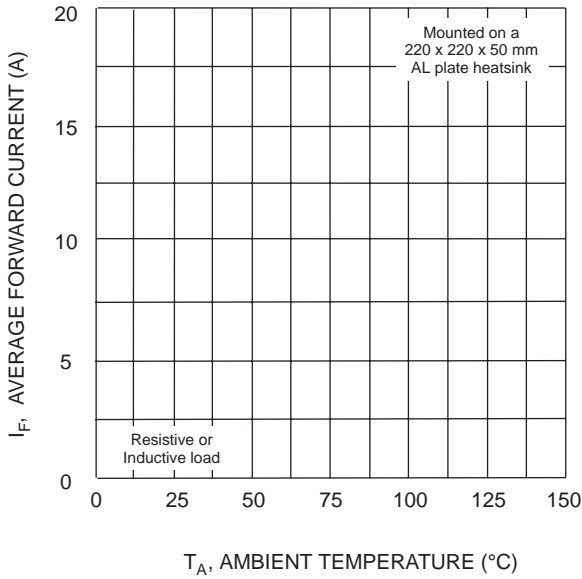


Fig. 1 Forward Current Derating Curve

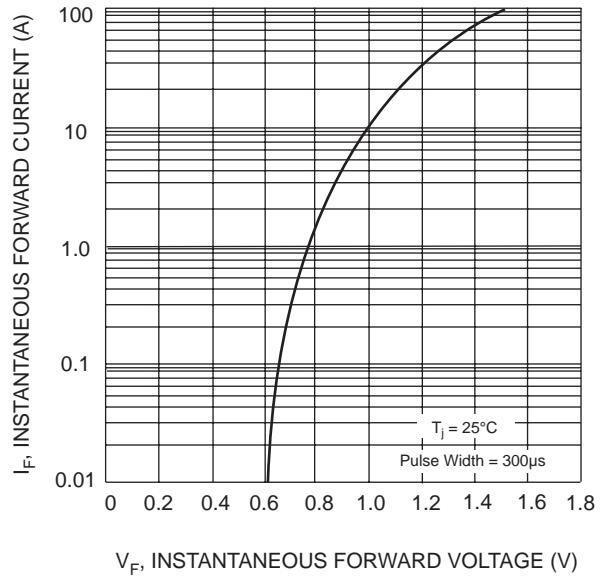


Fig. 2 Typical Forward Characteristics (per element)



Fig. 3 Max Non-Repetitive Surge Current

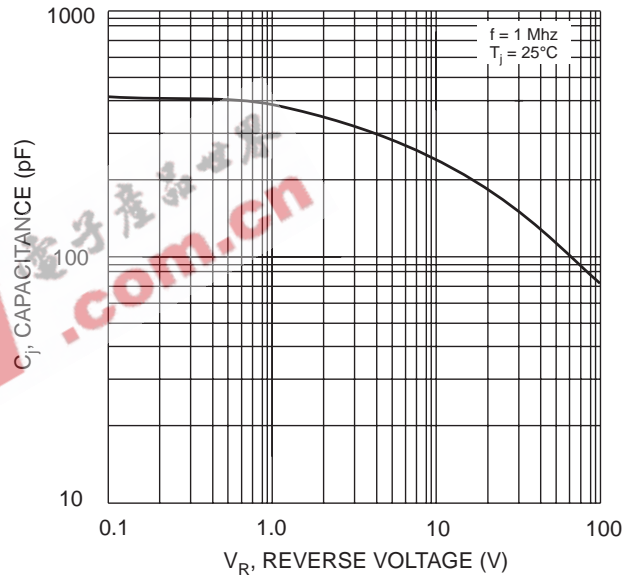
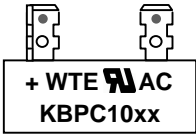
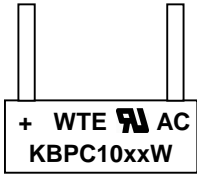


Fig. 4 Typical Junction Capacitance (per element)



Fig. 5 Typical Reverse Characteristics (per element)

MARKING INFORMATION

<p>KBPC</p> <div style="text-align: center; margin: 10px 0;">  </div> <p>WTE = Manufacturer's Logo KBPC10xx = Device Number xx = 00, 01, 02, 04, 06, 08, 10, 12, 14 or 16 Polarity = As Marked on Body</p>	<p>KBPC-W</p> <div style="text-align: center; margin: 10px 0;">  </div> <p>WTE = Manufacturer's Logo KBPC10xxW = Device Number xx = 00, 01, 02, 04, 06, 08, 10, 12, 14 or 16 Polarity = As Marked on Body</p>
---	--

PACKAGING INFORMATION

BULK

Case Style	Inner Box Size L x W x H (mm)	Quantity (PCS)	Carton Size L x W x H (mm)	Quantity (PCS)	Approx. Gross Weight (KG)
KBPC	195 x 195 x 40	50	405 x 205 x 240	500	17.0
KBPC-W	195 x 195 x 40	50	405 x 205 x 240	500	16.0

Note: 1. Paper box, white or brown color.

ORDERING INFORMATION

Product No.	Package Type	Shipping Quantity
KBPC1000	Square Bridge	50 Units/Box
KBPC1000W	Square Bridge	50 Units/Box
KBPC1001	Square Bridge	50 Units/Box
KBPC1001W	Square Bridge	50 Units/Box
KBPC1002	Square Bridge	50 Units/Box
KBPC1002W	Square Bridge	50 Units/Box
KBPC1004	Square Bridge	50 Units/Box
KBPC1004W	Square Bridge	50 Units/Box
KBPC1006	Square Bridge	50 Units/Box
KBPC1006W	Square Bridge	50 Units/Box
KBPC1008	Square Bridge	50 Units/Box
KBPC1008W	Square Bridge	50 Units/Box
KBPC1010	Square Bridge	50 Units/Box
KBPC1010W	Square Bridge	50 Units/Box
KBPC1012	Square Bridge	50 Units/Box
KBPC1012W	Square Bridge	50 Units/Box
KBPC1014	Square Bridge	50 Units/Box
KBPC1014W	Square Bridge	50 Units/Box
KBPC1016	Square Bridge	50 Units/Box
KBPC1016W	Square Bridge	50 Units/Box

1. Shipping quantity given is for minimum packing quantity only. For minimum order quantity, please consult the Sales Department.
2. To order Lead Free version (with Lead Free finish), add "-LF" suffix to part number above. For example, KBPC1000-LF.

Won-Top Electronics Co., Ltd (WTE) has checked all information carefully and believes it to be correct and accurate. However, WTE cannot assume any responsibility for inaccuracies. Furthermore, this information does not give the purchaser of semiconductor devices any license under patent rights to manufacturer. WTE reserves the right to change any or all information herein without further notice.

WARNING: DO NOT USE IN LIFE SUPPORT EQUIPMENT. WTE power semiconductor products are not authorized for use as critical components in life support devices or systems without the express written approval.

Won-Top Electronics Co., Ltd.

No. 44 Yu Kang North 3rd Road, Chine Chen Dist., Kaohsiung, Taiwan

Phone: 886-7-822-5408 or 886-7-822-5410

Fax: 886-7-822-5417

Email: sales@wontop.com

Internet: http://www.wontop.com

We power your everyday.