



CHENYI ELECTRONICS

# KBPC35005 THRU KBPC3510

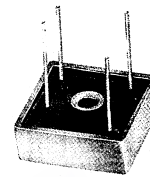

SINGLE PHASE SILICON  
BRIDGE RECTIFIER

Voltage: 50 TO 1000V CURRENT:35A

## FEATURES

- Surge overload rating: 400A peak
- High case dielectric strength
- 1/4" Universal faston terminal and  $\varnothing$ 40ml lead--wire available

## KBPC



## MECHANICAL DATA

- Polarity:** Polarity symbol marked on body
- Mounting :** Hole thru #8 screw
- Case:** metal or plastic

## MAXIMUM RATINGS AND ELECTRICAL CHARACTERISTICS

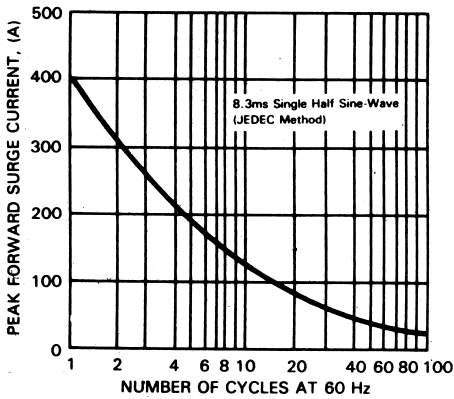
(Single-phase, half-wave, 60HZ, resistive or inductive load rating at 25 °C , unless otherwise stated.

for capacitive load, derate current by 20%)

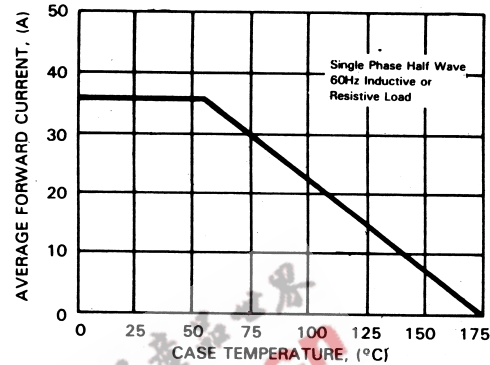
	SYMBOL	KBPC 35005	KBPC 3501	KBPC 3502	KBPC 3504	KBPC 3506	KBPC 3508	KBPC 3510	units
Maximum Recurrent Peak Reverse Voltage	V <sub>rrm</sub>	50	100	200	400	600	800	1000	V
Maximum RMS Voltage	V <sub>rms</sub>	35	70	140	280	420	560	700	V
Maximum DC blocking Voltage	V <sub>dc</sub>	50	100	200	400	600	800	1000	V
Maximum Average Forward Rectified current 3/8" lead length at Ta=55 °C	I <sub>f(av)</sub>	35							A
Peak Forward Surge Current 8.3ms single half sine-wave superimposed on rated load	I <sub>fsm</sub>	400							A
Maximum Instantaneous Forward Voltage at forward current 17.5A DC	V <sub>f</sub>	1.1							V
Maximum DC Reverse Voltage Ta=25 °C	I <sub>r</sub>	10.0							μ A
at rated DC blocking voltage Ta=100 °C		500							μ A
Operating Temperature Range	T <sub>j</sub>	-55 to +150							°C
Storage and operation Junction Temperature	T <sub>stg</sub>	-55 to +150							°C

**RATINGS AND CHARACTERISTIC CURVES KBPC35005 THRU KBPC3510**

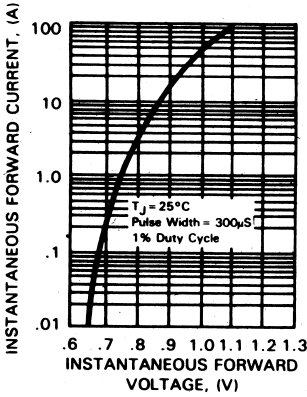
**FIG.1-MAXIMUM NON-REPETITIVE FORWARD SURGE CURRENT**



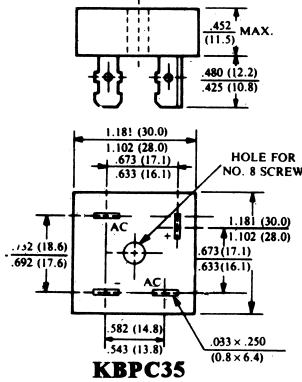
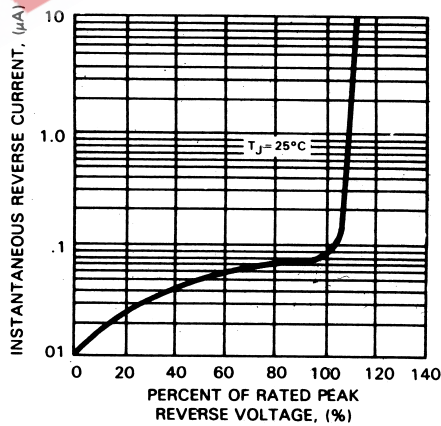
**FIG.2-TYPICAL FORWARD CURRENT DERATING CURVE**



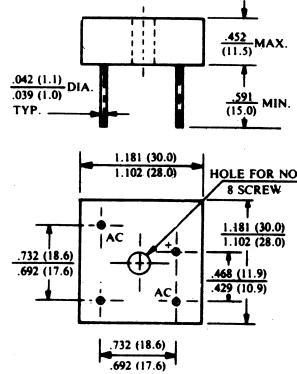
**FIG.3-TYPICAL INSTANTANEOUS FORWARD CHARACTERISTICS**



**FIG.4-TYPICAL REVERSE CHARACTERISTICS**



**KBPC35**



**KBPC35W**