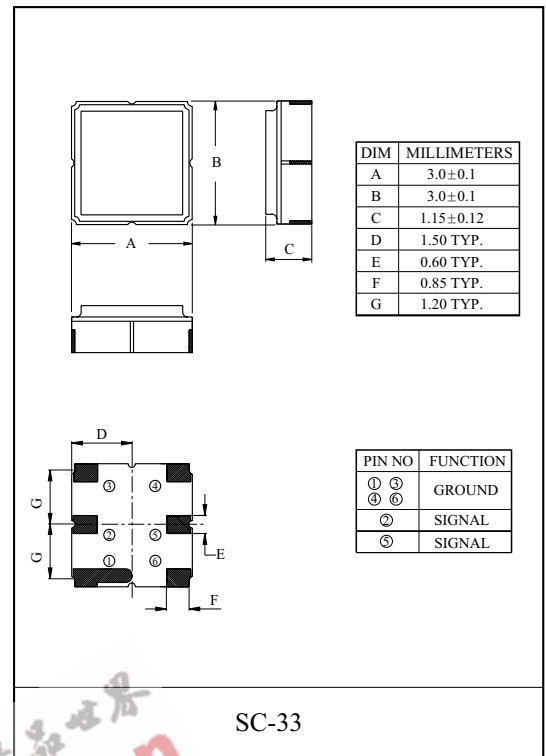


Band pass filters for RX of AMPS/TDMA/CDMA.

- High stability and reliability with good performance and no adjustment.
- Wide and sharp pass band characteristics.
- Low insertion loss and deep stop band attenuation for interference.

MAXIMUM RATINGS

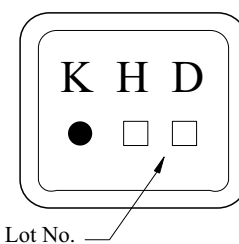
ITEM	SYMBOL	RATING	UNIT
Input Signal Level	IS_{max}	+10	dBm
DC Permissive Voltage	V_{DC}	5	V
Operating Temperature Range	T_{opr}	-30 ~ +85	°C
Storage Temperature Range	T_{stg}	-40 ~ +85	°C



ELECTRICAL CHARACTERISTICS (Ta=-30 to 85 °C)

ITEMS	SYMBOL	TEST CONDITION	MIN.	TYP.(25 °C)	MAX.	UNIT
Nominal Center Frequency	f_0	-	-	881.5	-	MHz
Bandwidth	BW_{3dB}	-	$f_0 \pm 12.5$	-	-	MHz
Insertion Loss	IL_{PASS}	$f_0 \pm 12.5MHz$	-	3.0	3.5	dB
Ripple Level	A_{RIP}	$f_0 \pm 12.5MHz$	-	0.8	1.6	dB
Rejection Level	IL_{STOP}	DC ~ 779MHz	50	55	-	dB
		779 ~ 849MHz	45	48	-	
		914 ~ 970MHz	20	24	-	
		970 ~ 1049MHz	50	52	-	
		1049 ~ 2000MHz	40	43	-	
Voltage Standing Wave Ratio	VSWR	$f_0 \pm 12.5MHz$	-	1.5	2.0	-
Input/Output Impedance	$Z_i(Z_o)$	-	-	50Ω	-	-

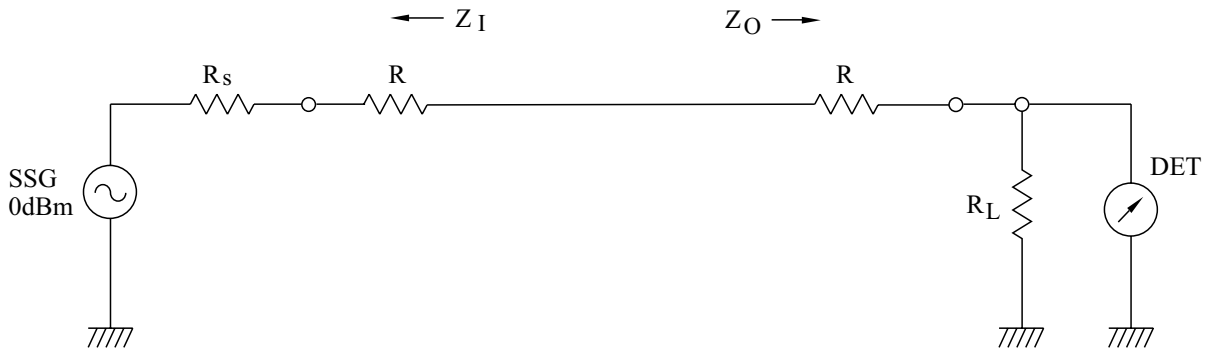
MARKING



KF881U

TEST CIRCUIT

REFERENCE LEVEL TEST CIRCUIT

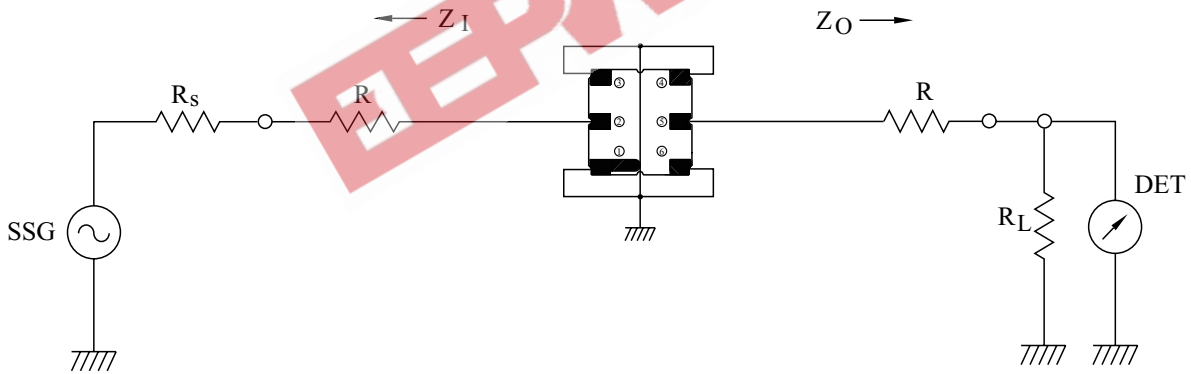


$R_s, R_L : 50 \Omega$ (Internal Impedance of Source and Load)

$R : 0 \Omega$

$$Z_I(Z_O) = R_s(R_L) + R$$

MEASUREMENT CIRCUIT



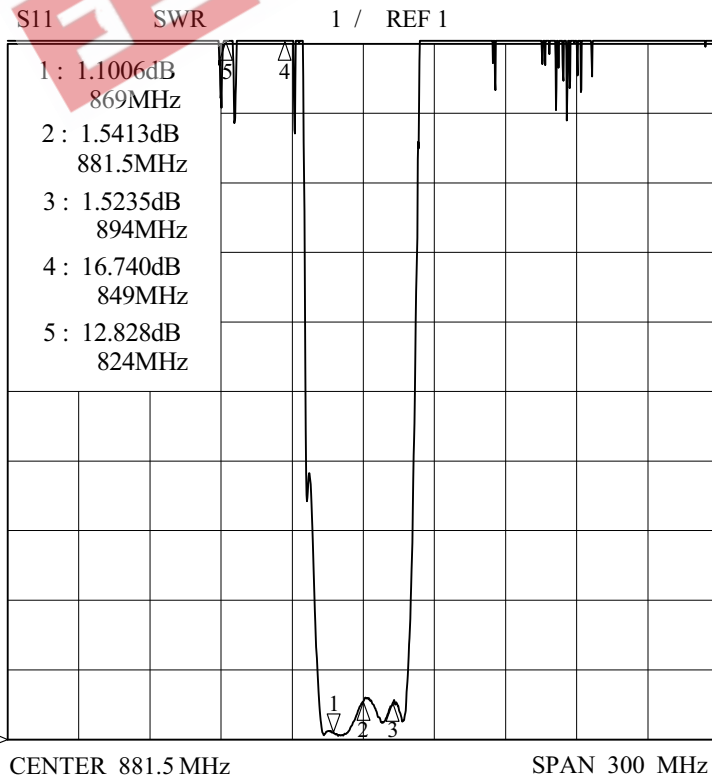
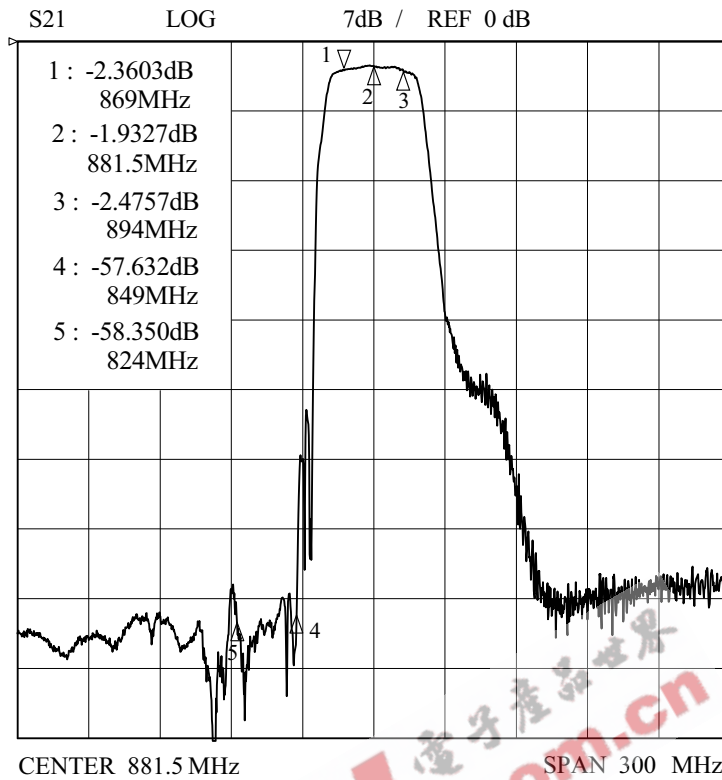
② : INPUT ①, ③, ④, ⑥ : GROUND ⑤ : OUTPUT

$R_s, R_L : 50 \Omega$ (Internal Impedance of Source and Load)

$R : 0 \Omega$

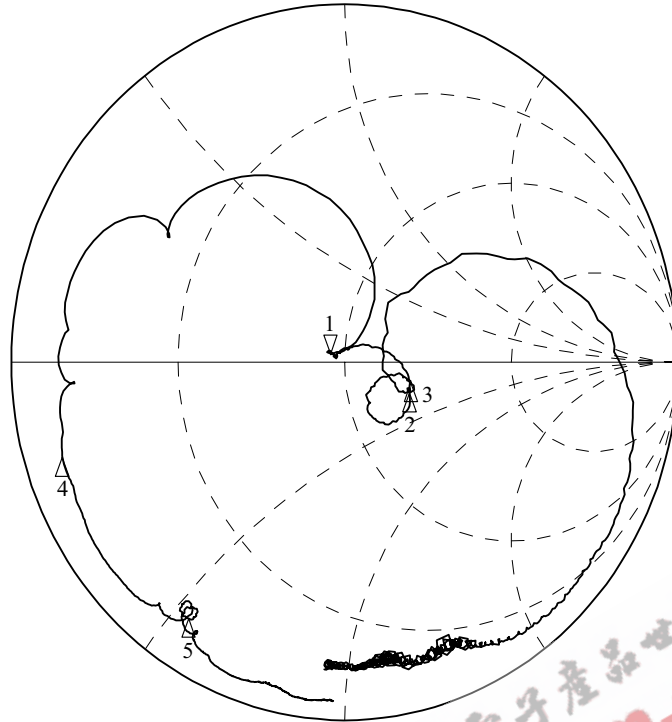
$$Z_I(Z_O) = R_s(R_L) + R$$

KF881U



KF881U

S11 1UFS

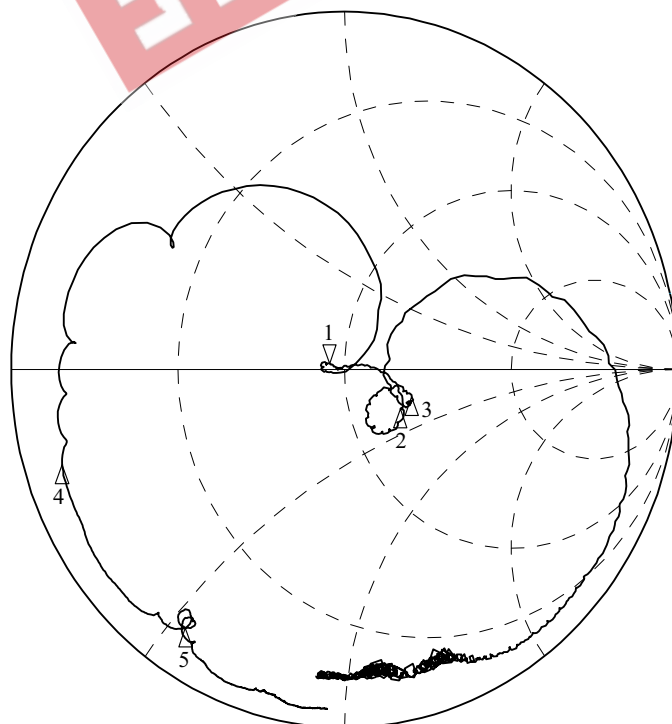


- 1 : 45.949Ω
2.1777Ω
398.85pH
869MHz
- 2 : 72.719Ω
-13.234Ω
881.5MHz
- 3 : 74.281Ω
-8.8633Ω
894MHz
- 4 : 3.0566Ω
-7.6396Ω
849MHz
- 5 : 5.0322Ω
-26.872Ω
824MHz

CENTER 881.5 MHz

SPAN 300 MHz

S22 1UFS

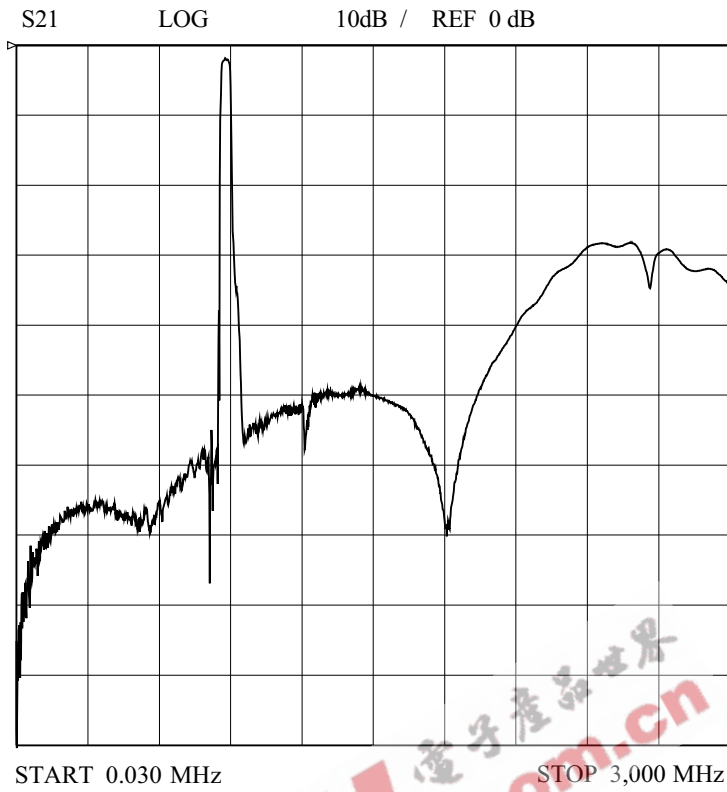


- 1 : 45.758Ω
1.4746Ω
270.07pH
869MHz
- 2 : 67.961Ω
-15.672Ω
881.5MHz
- 3 : 74.324Ω
-11.855Ω
894MHz
- 4 : 3.0313Ω
-7.6519Ω
849MHz
- 5 : 4.6553Ω
-26.717Ω
824MHz

CENTER 881.5 MHz

SPAN 300 MHz

KF881U



EEPW.com.cn 电子产业世界