



2 STATES ENCODER

2 态编码 IC

GENERAL DESCRIPTION 功能叙述

The M1EN is a CMOS ASIC encoder. It will en-code 12 parallel inputs and serially transmit them to the output when transmits enable \overline{TE} depressed. These address inputs are 2 states i.e. LOW (0) or OPEN (1).

FEATURES 产品特长

Same Rosc matched to the Decoder MID/F.

$2^{12} = 4,096$ codes.

4 cycles transmission each time.

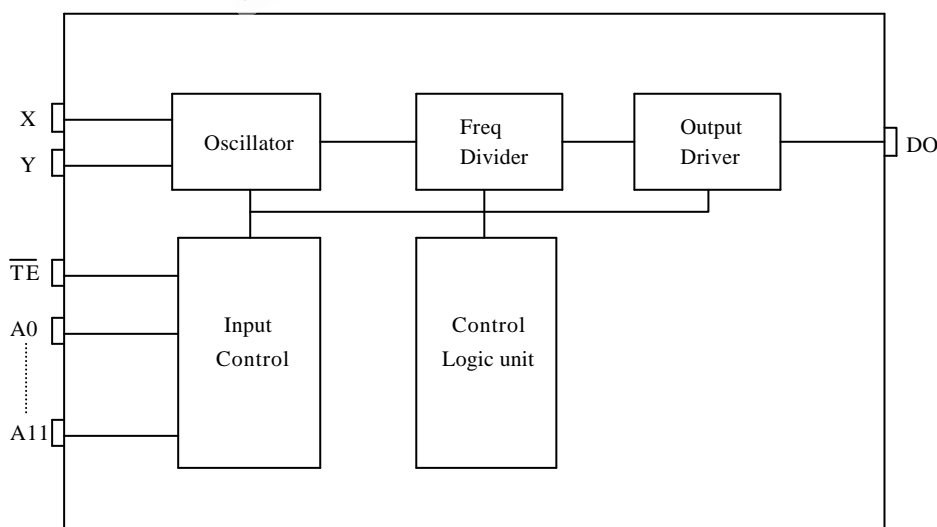
Direct data transmit type : (Eliminating \overline{TE} and diodes).

M1EN-H : Switch to VDD.

APPLICATIONS 产品应用

Car/home alarm system, garage control etc..

BLOCK DIAGRAM 功能方块图



*All specs and applications shown above subject to change without prior notice.
(以上电路及规格仅供参考,本公司得径行修正)



ABSOLUTE MAXIMUM RATINGS

(TA=25)

Parameter	Rating	Unit
Supply Voltage	-0.3 to 12	V
Input Voltage	-0.2~V _{DD} +0.2	V
Operating Temperature	0 to 70	
Storage Temperature	-50 to 125	

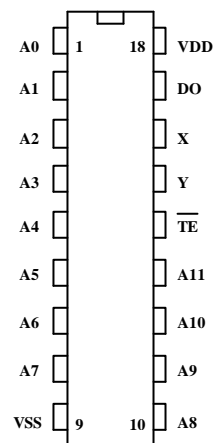
ELECTRICAL CHARACTERISTICS

Characteristics	Sym.	Min.	Typ.	Max.	Unit	Conditions
Operating Voltage	V _{DD}	2.4		12	V	
Operating Current	I _{OP}		0.1	1	mA	No load
Quiescent Current	I _{SB}		0.1	0.5	μA	
Output Drive Current	I _O		2		mA	@ V _{DS} =1.2V
Input Voltage	V _{IH}	V _{DD} -0.2	V _{DD}	V _{DD}	V	
	V _{IL}	V _{SS}	V _{SS}	V _{SS} +0.2		
Oscillator Frequency	Fosc		76		KHz	External ± 30%, Rosc=220K

PIN DESCRIPTION

No.	Name	Description
1~8	A0~A7	Address inputs
9	VSS	Negative power supply
10~13	A8~A11	Address inputs
14	TE	Transmit enable
15	Y	Oscillator output
16	X	Oscillator input
17	DO	Data output
18	VDD	Positive power supply

M1EN



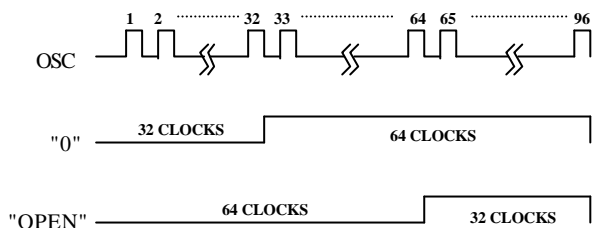


2 STATES ENCODER

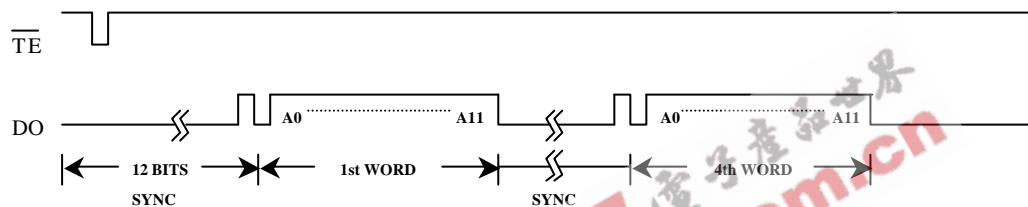
2 态编码 IC

TIMING WAVEFORM

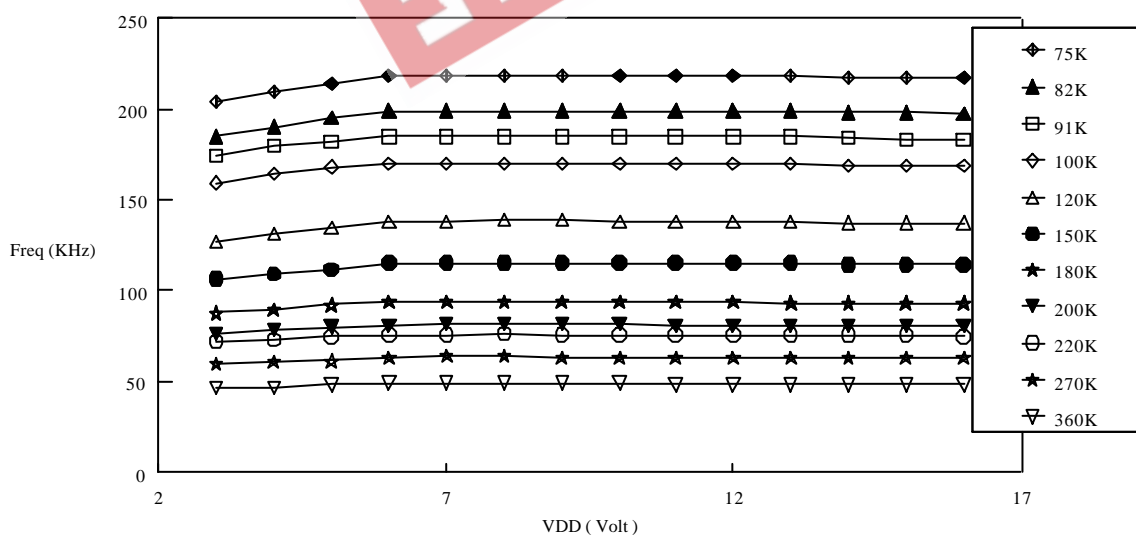
(1) BIT FORMAT



(2) TIMING DIAGRAM



M1EN F-V curve

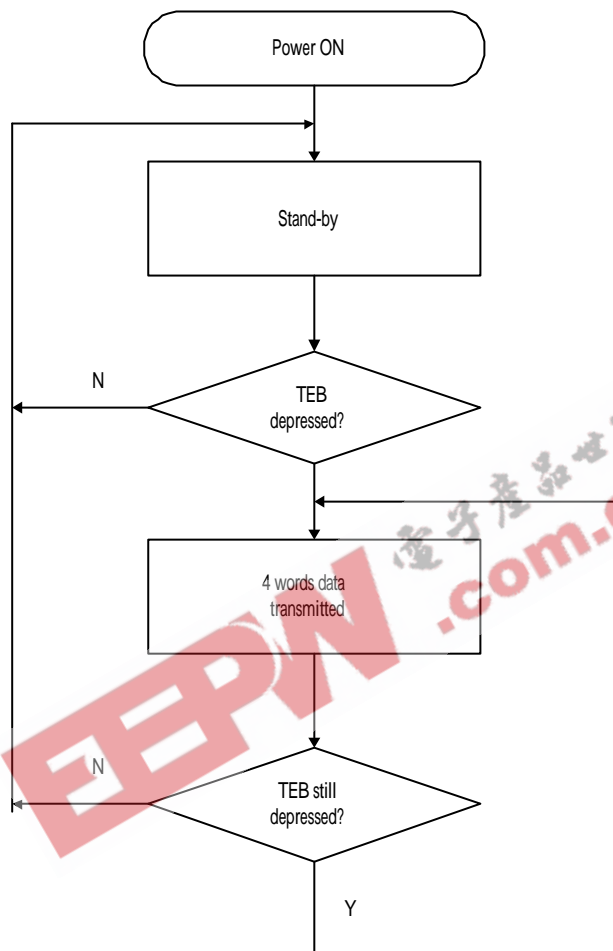




2 STATES ENCODER

2 态编码 IC

OPERATING FLOWCHART





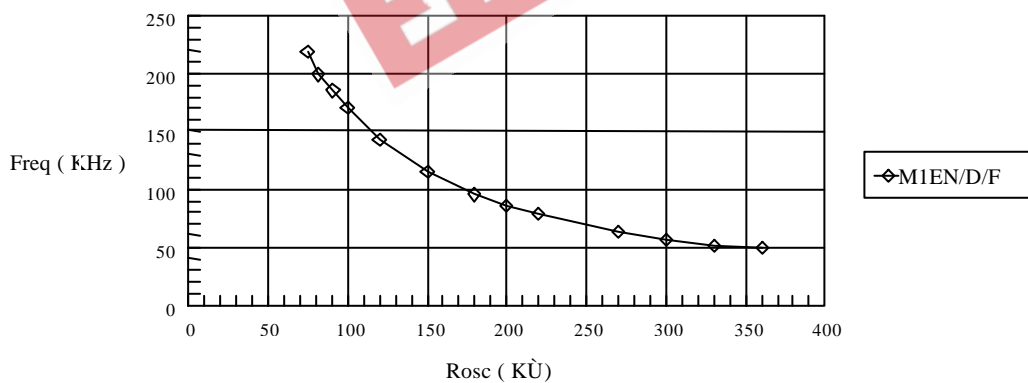
RECONNENDED OSCILLATOR PARAMETERS

Rosc (K)	M1EN/D/F (KHz)
75	218
82	199
91	185
100	170
120	142
150	115
180	95
200	86
220	78
270	63
300	57
330	51
360	49

DATA OUTPUT

M1EN (D0-D3)	M1D/F (D0-D3)
0 (VSS)	1 (VDD)
1 (OPEN)	0 (VSS)

Freq-Rosc chart
(@VDD=12V)





APPLICATION DIAGRAM 参考电路图

(1) 4 DATA TYPE

