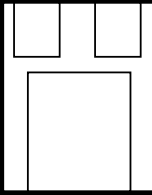


Preliminary Data Sheet

OM183-5, 12, 15NM OM185-5, 12, 15NM
OM184-5, 12, 15NM OM186-5, 12, 15NM

SURFACE MOUNT LOW DROPOUT POSITIVE FIXED VOLTAGE REGULATORS



Three Terminal, Low Dropout, Positive Fixed
Voltage, 7.5A, 5A, 3A And 1.5A Regulators

FEATURES

- Hermetic Surface Mount Package
- Operates Down To 1V Dropout, 1.5V @ Max. Current
- .015% Line Regulation
- .01% Load Regulation
- 1% Reference Voltage
- Electrically Equivalent To LT1083, 84, 85, And 86
- Available Hi-Rel Screened

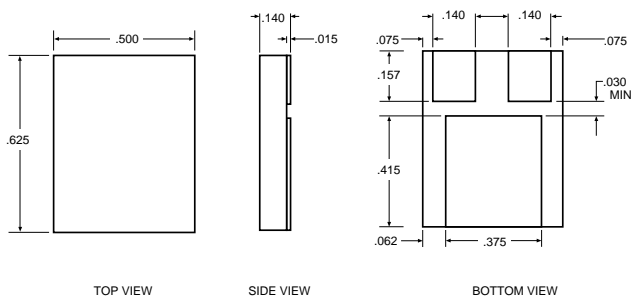
DESCRIPTION

These three terminal positive fixed voltage regulators in surface mount packages are designed to provide 7.5A, 5A, 3A, and 1.5A with higher efficiency than conventional voltage regulators. These devices are designed to operate to 1 Volt input to output differential and the dropout voltage is specified as a function of load current. These devices are ideally suited for Hi-Rel applications where surface mount, small size, hermeticity and high reliability are required.

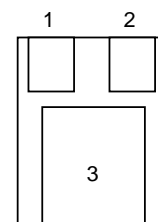
ABSOLUTE MAXIMUM RATINGS @ 25°C

Input Voltage	35 V
Operating Junction Temperature Range	- 55°C to + 150°C
Storage Temperature	- 65°C to + 150°C
Output Current - OM183-5, 12, 15NM	7.5 A
OM184-5, 12, 15NM	5 A
OM185-5, 12, 15NM	3 A
OM186-5, 12, 15NM	1.5 A

MECHANICAL OUTLINE



PIN CONNECTION



Pin 1: V_{IN}
Pin 2: Ground
Pin 3: V_{OUT}

3.5

OM183-5NM - OM186-15NM

ELECTRICAL CHARACTERISTICS (T_C = 25°C unless otherwise noted)

Parameter	Conditions	Min.	Typ.	Max.	Units		
Output Voltage	OM183/4/5/6 - 5 V	I _{OUT} = 0 mA, T _J = 25°C, V _{IN} = 8 V	4.95	5.0	5.05	V	
		0 I _{OUT} I _{FULL LOAD} , 6.5 V V _{IN} 30 V	• 4.90	5.0	5.10	V	
	OM183/4/5/6 - 12 V	I _{OUT} = 0 mA, T _J = 25°C, V _{IN} = 15 V	11.88	12.0	12.12	V	
		0 I _{OUT} I _{FULL LOAD} , 13.5 V V _{IN} 30 V	• 11.76	12.0	12.24	V	
OM183/4/5/6 - 15 V	I _{OUT} = 0 mA, T _J = 25°C, V _{IN} = 20 V	14.85	15.0	15.15	V		
	0 I _{OUT} I _{FULL LOAD} , 17.5 V V _{IN} 30 V	• 14.70	15.0	15.30	V		
Line Regulation	OM183/4/5/6 - 5 V	I _{OUT} = 0 mA, T _J = 25°C, 6.5 V V _{IN} 20 V		0.5	10	mV	
		6.5 V V _{IN} 30 V	•	1.0	10	mV	
	OM183/4/5/6 - 12 V	I _{OUT} = 0 mA, T _J = 25°C, 13.5 V V _{IN} 25 V		2.0	25	mV	
		13.5 V V _{IN} 30 V	•	1.0	25	mV	
	OM183/4/5/6 - 15 V	I _{OUT} = 0 mA, T _J = 25°C, 17.5 V V _{IN} 25 V		4.0	60	mV	
		17.5 V V _{IN} 30 V	•	2.0	50	mV	
8.0	100	mV					
Load Regulation	OM183/4/5/6 - 5 V	V _{IN} = 8 V, 0 I _{OUT} I _{FULL LOAD} , T _J = 25°C		5	20	mV	
		V _{IN} = 15 V, 0 I _{OUT} I _{FULL LOAD} , T _J = 25°C	•	10	35	mV	
	OM183/4/5/6 - 12 V	V _{IN} = 15 V, 0 I _{OUT} I _{FULL LOAD} , T _J = 25°C		12	36	mV	
		V _{IN} = 20 V, 0 I _{OUT} I _{FULL LOAD} , T _J = 25°C	•	24	72	mV	
	OM183/4/5/6 - 15 V	V _{IN} = 20 V, 0 I _{OUT} I _{FULL LOAD} , T _J = 25°C		20	40	mV	
			•	40	100	mV	
Current Limit	OM183 - 5 V	V _{IN} = 10 V	8.0	9.5		A	
	OM183 - 12 V	V _{IN} = 17 V	8.0	9.5		A	
	OM183 - 15 V	V _{IN} = 20 V	8.0	9.5		A	
	OM184 - 5 V	V _{IN} = 10 V	5.5	6.5		A	
	OM184 - 12 V	V _{IN} = 17 V	5.5	6.5		A	
	OM184 - 15 V	V _{IN} = 20 V	5.5	6.5		A	
	OM185 - 5 V	V _{IN} = 10 V	3.2	4.0		A	
	OM185 - 12 V	V _{IN} = 17 V	3.2	4.0		A	
	OM185 - 15 V	V _{IN} = 20 V	3.2	4.0		A	
	OM186 - 5 V	V _{IN} = 10 V	1.5	1.8		A	
	OM186 - 12 V	V _{IN} = 17 V	1.5	1.8		A	
	OM186 - 15 V	V _{IN} = 20 V	1.5	1.8		A	
	Dropout Voltage	OM183/4/5/6 - 5 V	V _{OUT} = 50 mV, I _{OUT} = I _{FULL LOAD}		6.3	6.5	V
		OM183/4/5/6 - 12 V	V _{OUT} = 120 mV, I _{OUT} = I _{FULL LOAD}		13.3	13.5	V
OM183/4/5/6 - 15 V		V _{OUT} = 180 mV, I _{OUT} = I _{FULL LOAD}		17.3	17.5	V	
Quiescent Current		V _{IN} 30 V		5.0	14.0	mA	
Thermal Regulation	T _A = 25°C, 30 ms pulse						
	OM183 - 5/12/15 V			0.002	0.01	%/W	
	OM184 - 5/12/15 V			0.003	0.015	%/W	
	OM185 - 5/12/15 V			0.004	0.02	%/W	
	OM186 - 5/12/15 V			0.008	0.04	%/W	
Ripple Rejection	f = 120 Hz, C _{OUT} = 25 μF Tantalum						
	OM183/4/5/6 - 5 V	I _{OUT} = I _{FULL LOAD} V _{IN} = 8 V		63		dB	
	OM183/4/5/6 - 12 V	V _{IN} = 15 V		55		dB	
	OM183/4/5/6 - 15 V	V _{IN} = 20 V		60		dB	
Thermal Resistance	Junction-To-Case						
	OM183 - 5/12/15NM				2.1	°C/W	
	OM184 - 5/12/15NM				3.1	°C/W	
	OM185 - 5/12/15NM				4.1	°C/W	
	OM186 - 5/12/15NM				5.3	°C/W	
Lead Temperature	5 Seconds at Case				225	°C	

The • denotes the specifications which apply over the full operating temperature range.