

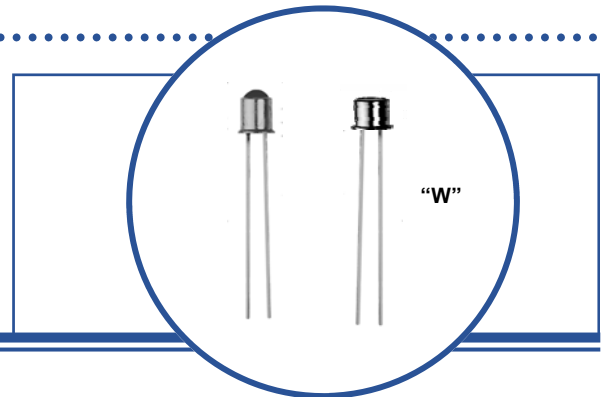
Hermetic Infrared Emitting Diode

OP130 Series



Features:

- TO-46 hermetically sealed package
- Focused and non-focused optical light pattern
- Enhanced temperature range
- Mechanically and spectrally matched to other OPTEK devices
- Choice of power ranges
- Choice of narrow or wide irradiance pattern



Description:

Each **OP130** series device is a 935 nm gallium arsenide (GaAs) infrared LED mounted in a hermetically sealed TO-46 package that provides an enhanced temperature range with a variety of power ranges. The TO-46 housing also offers high power dissipation and superior protection for hostile environments.

Each **OP130** device has a narrow beam with an inclusive angle at half power points of 18°. Each **OP130W** series device has a broad irradiance pattern of 50° at half power points, providing relatively even illumination over a large area. *These devices are designed to efficiently operate with OP300, OP593, OP598 and OP599 phototransistors or the OP830 photodarlington.*

Please refer to Application Bulletins 208 and 210 for additional design information and reliability (degradation) data.

Custom electrical, wire and cabling and connectors are available. Contact your local representative or OPTEK for more information.

Applications:

- Non-contact reflective object sensor
- Assembly line automation
- Machine automation
- Machine safety
- End of travel sensor
- Door sensor

Ordering Information					
Part Number	LED Peak Wavelength	Output Power (mW/cm ²) Min / Max	Lens Type	Total Beam Angle	Lead Length (Min)
OP130	935 nm	1.0 / NA	Dome	18°	0.50"
OP131		3.0 / NA			
OP132		4.0 / NA			
OP133		5.0 / NA			
OP130W		1.0 / NA	Flat	50°	
OP131W		3.0 / NA			
OP132W		4.0 / NA			
OP133W		5.0 / NA			



RoHS

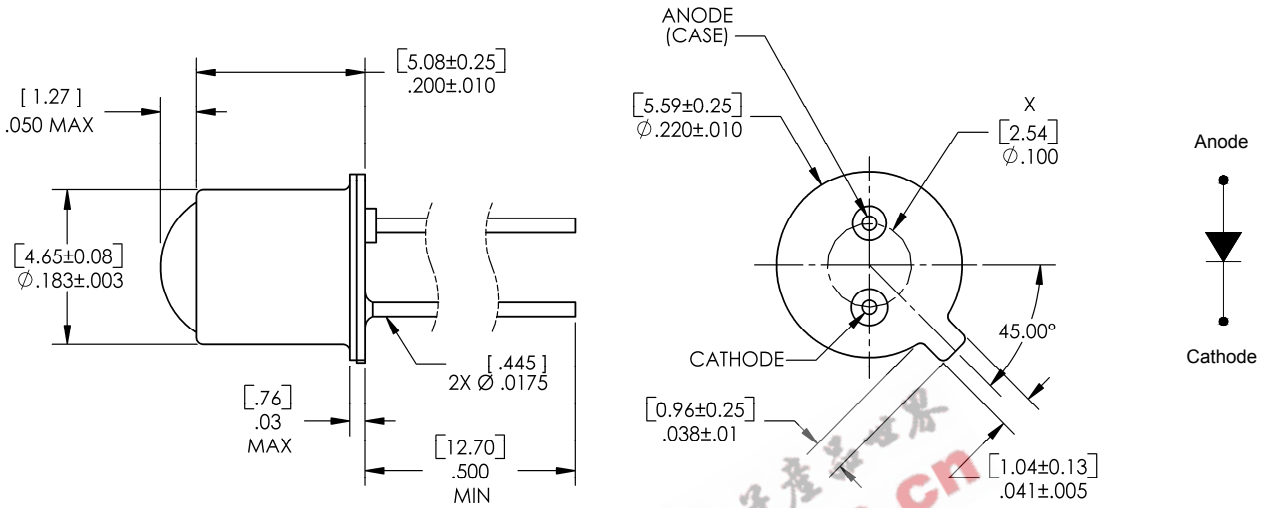
OPTEK reserves the right to make changes at any time in order to improve design and to supply the best product possible.

Hermetic Infrared Emitting Diode

OP130 Series



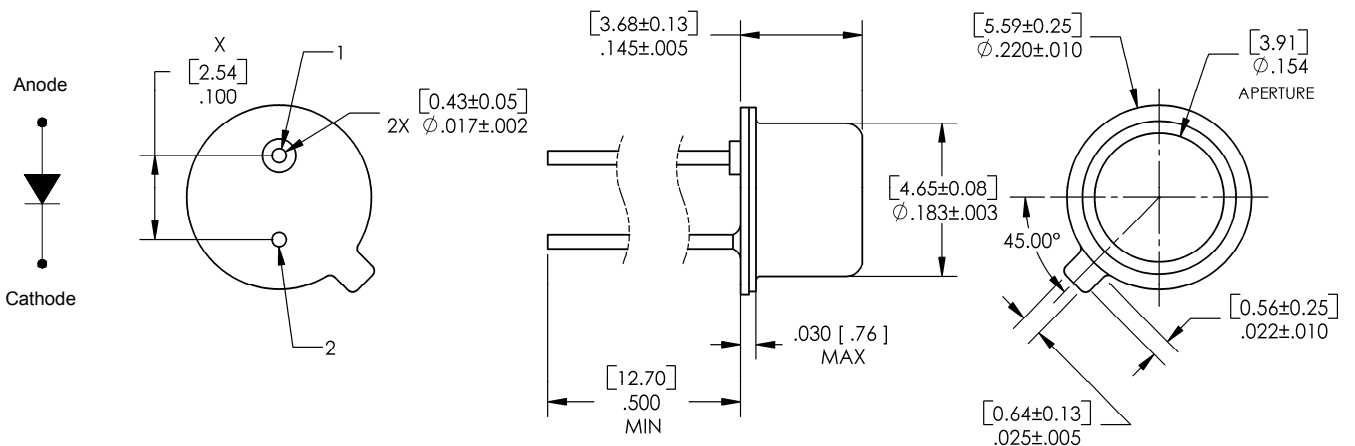
OP130, OP131, OP132, OP133



X THIS DIMENSION CONTROLLED AT HOUSING SURFACE.

DIMENSIONS ARE IN: [MILLIMETERS]
INCHES

OP130W, OP131W, OP132W, OP133W



X THIS DIMENSION CONTROLLED AT HOUSING SURFACE.

DIMENSIONS ARE IN: [MILLIMETERS]
INCHES

Pin #	LED
1	Anode
2	Cathode

OPTEK reserves the right to make changes at any time in order to improve design and to supply the best product possible.

Hermetic Infrared Emitting Diode

OP130 Series



Absolute Maximum Ratings ($T_A=25^\circ\text{C}$ unless otherwise noted)

Storage Temperature Range	-65° C to +150° C
Operating Temperature Range	-65° C to +125° C
Reverse Voltage	2.0 A
Continuous Forward Current	100 mA
Peak Forward Current	10.0 A
Lead Soldering Temperature [1/16 inch (1.6 mm) from case for 5 seconds with soldering iron]	260° C ⁽¹⁾⁽²⁾
Power Dissipation	200 mW ⁽³⁾

Electrical Characteristics ($T_A = 25^\circ\text{C}$ unless otherwise noted)

SYMBOL	PARAMETER	MIN	TYP	MAX	UNITS	TEST CONDITIONS
Input Diode						
P_O	Radiant Power Output	1.0	-	-	mW	$I_F = 100 \text{ mA}^{(3)}$
	OP130, OP130W	3.0	-	-		
	OP131, OP131W	4.0	-	-		
	OP132, OP132W	5.0	-	-		
V_F	Forward Voltage	-	-	1.75	V	$I_F = 100 \text{ mA}^{(3)}$
I_R	Reverse Current	-	-	100	μA	$V_R = 2.0 \text{ V}$
λ_P	Wavelength at Peak Emission	-	935	-	nm	$I_F = 10 \text{ mA}$
β	Spectral Bandwidth between Half Power Points	-	50	-	nm	$I_F = 10 \text{ mA}$

Notes:

1. RMA flux is recommended. Duration can be extended to 10 seconds maximum when flow soldering.
2. Derate linearly 2.0 mW/° C above 25° C.
3. Measurement made with 100 μs pulse measured at the trailing edge of the pulse with a duty cycle of 0.1% and an $I_F = 100 \text{ mA}$.

Electrical Characteristics ($T_A = 25^\circ\text{C}$ unless otherwise noted — for reference only)

SYMBOL	PARAMETER	MIN	TYP	MAX	UNITS	TEST CONDITIONS
Input Diode						
$\Delta\lambda_P/\Delta T$	Spectral Shift with Temperature	-	+0.30	-	nm/°C	$I_F = \text{Constant}$
θ_{HP}	Emission Angle at Half Power Points	-	18	-	Degree	$I_F = 100 \text{ mA}$
	OP130 series	-	50	-		
t_r	Output Rise Time	-	1000	-	ns	$I_{F(PK)}=100 \text{ mA}$, $PW=10 \mu\text{s}$, and $D.C.=10.0\%$
t_f	Output Fall Time	-	500	-	ns	

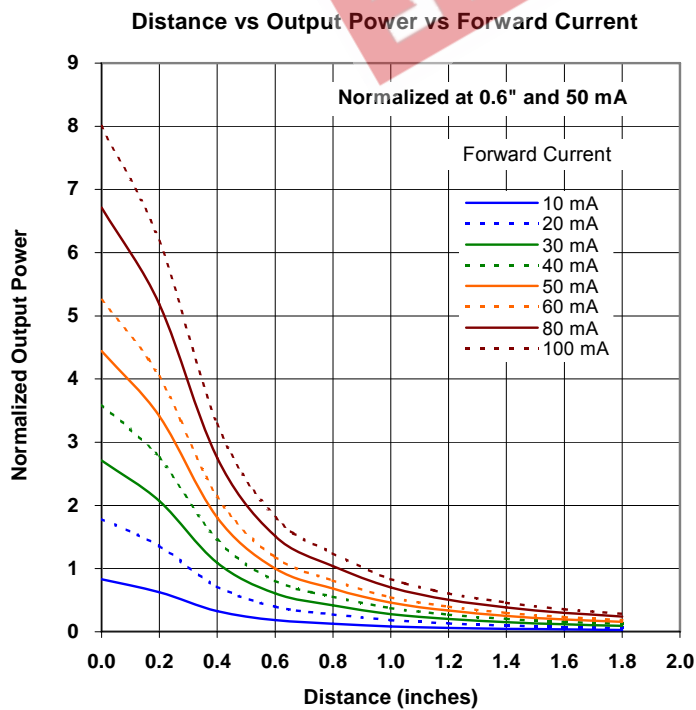
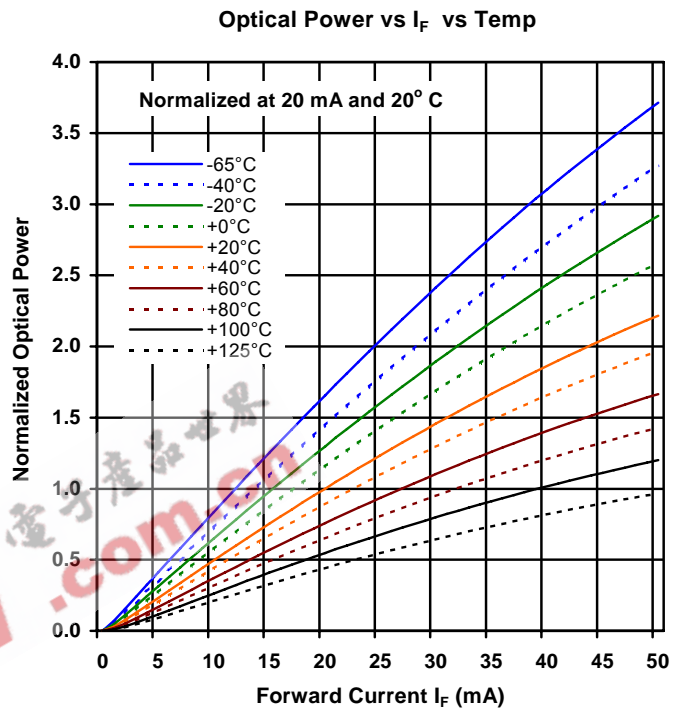
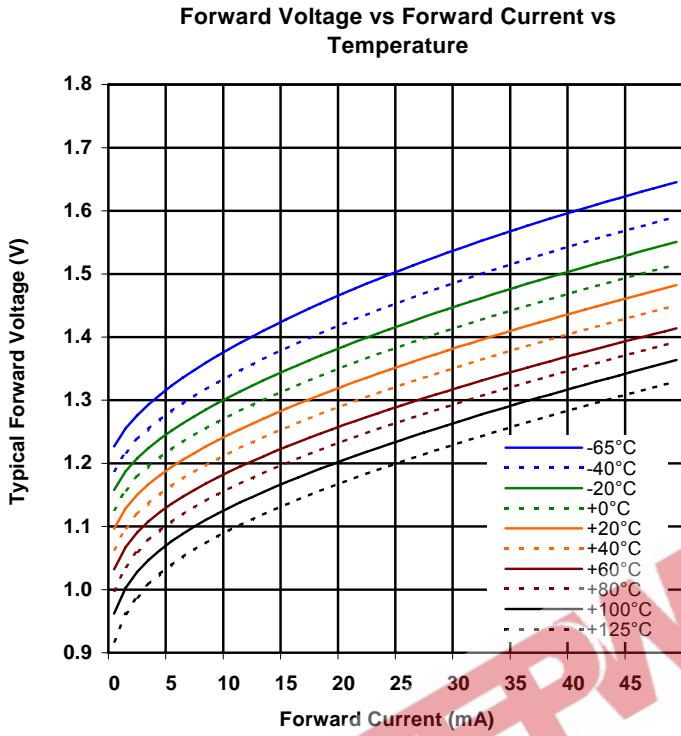
OPTEK reserves the right to make changes at any time in order to improve design and to supply the best product possible.

Hermetic Infrared Emitting Diode

OP130 Series



OP130 Series (including "W" devices)



OPTEK reserves the right to make changes at any time in order to improve design and to supply the best product possible.