


Photologic[®] Reflective Object Sensors

Types OPB760N, OPB761N, OPB762N, OPB763N



Features

- Choice of mounting configurations
- Choice of output configurations

Description

The OPB760N series of reflective assemblies feature Photologic[®] output. This electrical output can be specified as either TTL Totem Pole or TTL Open Collector. Either may be supplied with inverter or buffer output polarity. All have the added stability of a built-in hysteresis amplifier.

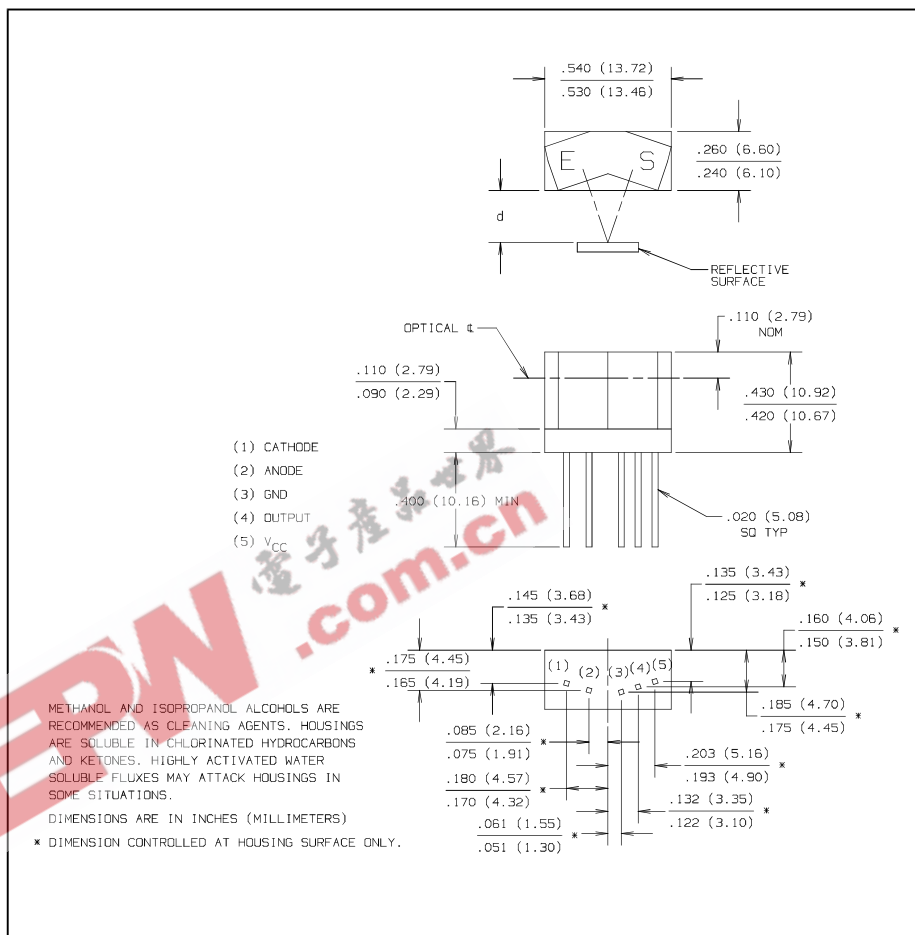
Mounting Options

OPB760N series PC board mount, without mounting tabs

OPB760T series PC board mount, with two mounting tabs

OPB770N series wire leads with connector, without mounting tabs

OPB770T series wire leads with connector, with two mounting tabs



Absolute Maximum Ratings ($T_A = 25^\circ\text{C}$ unless otherwise noted)

Supply Voltage, V_{CC} (Not to exceed 3 sec.)	10 V
Storage Temperature Range	-40°C to $+85^\circ\text{C}$
Operating Temperature Range	-40°C to $+70^\circ\text{C}$
Lead Soldering Temperature [1/16 inch (1.6 mm) from case for 5 sec. with soldering iron]	$240^\circ\text{C}^{(1)}$
Input Diode Power Dissipation	100 mW ⁽²⁾
Output Photologic [®] Power Dissipation	200 mW ⁽³⁾
Total Device Power Dissipation	300 mW ⁽⁴⁾
Voltage at Output Lead (Open Collector Output)	35 V
Diode Forward D.C. Current	40 mA
Diode Reverse D.C. Voltage	3 V

Notes:

- (1) RMA flux is recommended. Duration can be extended to 10 sec. max. when flow soldering.
- (2) Derate linearly 2.22 mW/ $^\circ\text{C}$ above 25°C .
- (3) Derate linearly 4.44 mW/ $^\circ\text{C}$ above 25°C .
- (4) Derate linearly 6.66 mW/ $^\circ\text{C}$ above 25°C .
- (5) The OPB760N thru OPB763N series are terminated with .020" square leads designed for printed circuit board mounting.
- (6) Normal application would be with light source blocked, simulated by $I_F = 0\text{mA}$.
- (7) Tested at $d = 0.080"$ from a 90% diffuse white test surface.
- (8) Tested at $d = 0.080"$, $0.150"$ and $0.220"$ from a 90% diffuse white test surface. Reference: Eastman Kodak, Catalog #1257795.
- (9) Tested at $d = 0.080"$, $0.150"$ and $0.220"$ from a 5% diffuse black test surface.
- (10) All parameters tested using pulse technique.

Types OPB760N, OPB761N, OPB762N, OPB763N

Electrical Characteristics ($T_A = -40^{\circ}\text{C}$ to $+70^{\circ}\text{C}$ unless otherwise noted)

SYMBOL	PARAMETER	MIN	TYP	MAX	UNITS	TEST CONDITIONS
Input Diode						
V_F	Forward Voltage			1.8	V	$I_F = 40\text{ mA}$, $T_A = 25^{\circ}\text{C}$
I_R	Reverse Current			100	μA	$V_R = 2\text{ V}$, $T_A = 25^{\circ}\text{C}$
Output Photologic[®] Sensor						
V_{CC}	Operating D.C. Supply Voltage	4.75		5.25	V	
I_{CCL}	Low Level Supply Current: Buffered Totem-Pole Output Buffered Open-Collector Output			10	mA	$V_{CC} = 5.25\text{ V}$, $I_F = 0\text{ mA}^{(6)(7)}$ Output Open
	Inverted Totem-Pole Output Inverted Open-Collector Output			10	mA	$V_{CC} = 5.25\text{ V}$, $I_F = 25\text{ mA}^{(7)}$ Output Open
I_{CCH}	High Level Supply Current: Buffered Totem-Pole Output Buffered Open-Collector Output			10	mA	$V_{CC} = 5.25\text{ V}$, $I_F = 25\text{ mA}^{(7)}$ Output Open
	Inverted Totem-Pole Output Inverted Open-Collector Output			10	mA	$V_{CC} = 5.25\text{ V}$, $I_F = 0\text{ mA}^{(6)(7)}$ Output Open
I_{OH}	High Level Output Voltage: Buffered Open-Collector Output			100	μA	$V_{CC} = 4.75\text{ V}$, $V_{OH} = 30\text{ V}$ $I_F = 25\text{ mA}$, $T_A = 25^{\circ}\text{C}$
	Inverted Open-Collector Output			100	μA	$V_{CC} = 4.75\text{ V}$, $V_{OH} = 30\text{ V}$, $I_F = 0\text{ mA}$, $T_A = 25^{\circ}\text{C}$
$I_{F(+)}$	LED Positive-Going Threshold Current			25	mA	$V_{CC} = 5\text{ V}$, $T_A = 25^{\circ}\text{C}^{(8)}$
$I_{F(+)} / I_{F(-)}$	Hysteresis					$V_{CC} = 5\text{ V}^{(8)}$
I_{OS}	Short Circuit Output Current: Buffered Totem-Pole Output	-15		-100	mA	$V_{CC} = 5.25\text{ V}$, $I_F = 25\text{ mA}^{(7)}$ Output = GND
	Inverted Totem-Pole Output	-15		-100	mA	$V_{CC} = 5.25\text{ V}$, $I_F = 0\text{ mA}^{(7)}$ Output = GND
V_{OL}	Low Level Output Voltage: Buffered Totem-Pole Output Buffered Open-Collector Output			0.4	V	$V_{CC} = 4.75\text{ V}$, $I_{OL} = 12.8\text{ mA}$ $I_F = 0\text{ mA}^{(6)(7)}$
	Inverted Totem-Pole Output Inverted Open-Collector Output			0.4	V	$V_{CC} = 4.75\text{ V}$, $I_{OL} = 12.8\text{ mA}$ $I_F = 25\text{ mA}^{(6)(7)}$
V_{OL}	Low Level Output Voltage: Buffered Totem-Pole Output Buffered Open-Collector Output			0.4	V	$V_{CC} = 4.75\text{ V}$, $I_{OL} = 12.8\text{ mA}$ $I_F = 30\text{ mA}^{(9)}$
V_{OH}	High Level Output Voltage: Buffered Totem-Pole Output	2.4			V	$V_{CC} = 4.75\text{ V}$, $I_{OH} = -800\text{ }\mu\text{A}$ $I_F = 25\text{ mA}^{(7)}$
	Inverted Totem-Pole Output	2.4			V	$V_{CC} = 4.75\text{ V}$, $I_{OH} = -800\text{ }\mu\text{A}$ $I_F = 0\text{ mA}^{(6)(7)}$
V_{OH}	High Level Output Voltage: Inverted Totem-Pole Output Inverted Open-Collector	2.4			V	$V_{CC} = 4.75\text{ V}$, $I_{OH} = -800\text{ }\mu\text{A}$ $I_F = 30\text{ mA}^{(9)}$

REFLECTIVE
OBJECT
SENSORS

Optek reserves the right to make changes at any time in order to improve design and to supply the best possible product.

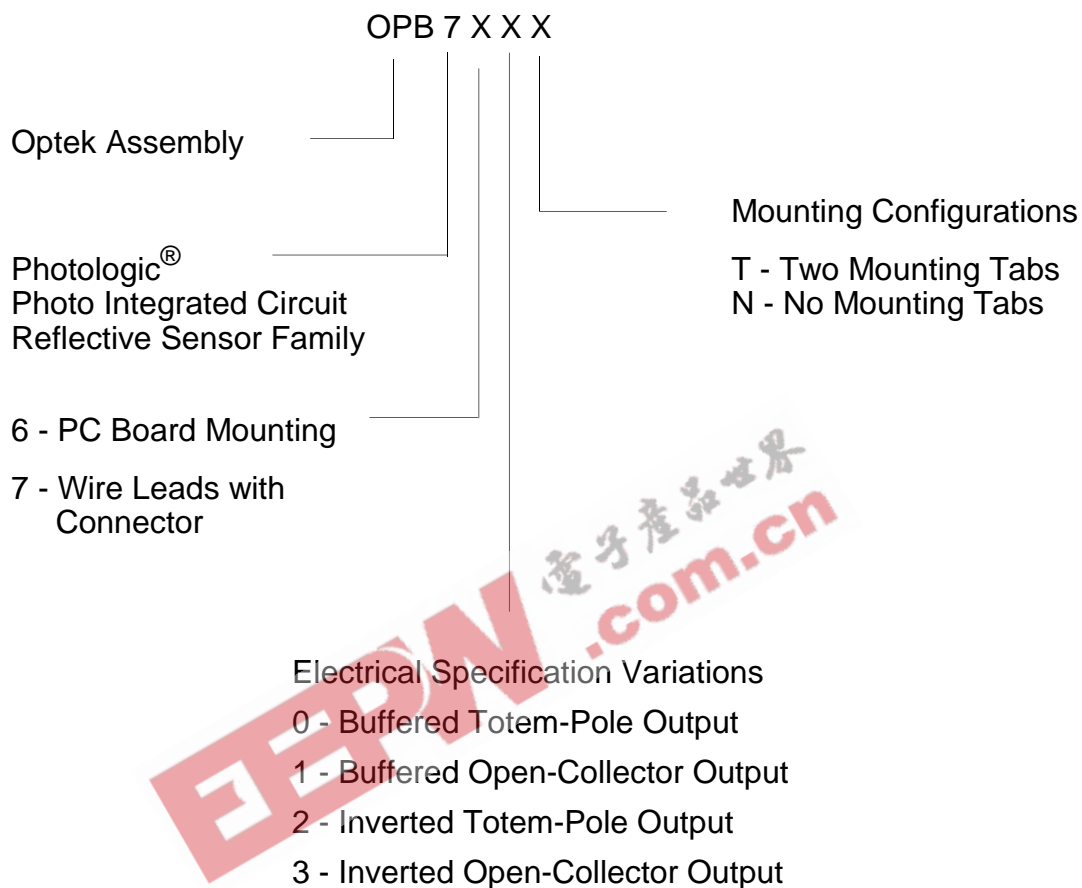
Optek Technology, Inc. 1215 W. Crosby Road Carrollton, Texas 75006 (972) 323-2200 Fax (972) 323-2396

This page intentionally left blank.



Types OPB760, OPB770 Series

PART NUMBER GUIDE



EEPW.com.cn 电子產品世界