

# REED SWITCH

## ORD228VL

General Purpose Miniature (Medium-level Load 100 V Max.)

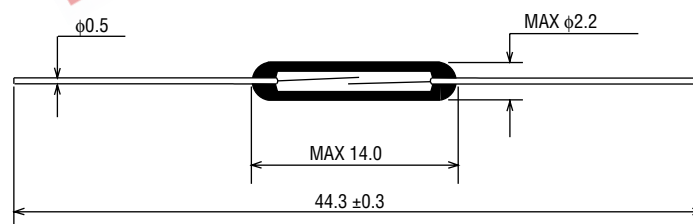
### GENERAL DESCRIPTION

The ORD228VL is a small single-contact reed switch designed for general control of medium-level loads less than 100 V. The contacts are sealed within the glass tube with inert gas to maintain contact reliability.

### Features

- (1) Reed contacts are hermetically sealed within a glass tube with inert gas and do not receive any influence from the external atmospheric environment.
- (2) Quick response
- (3) The structure comprises an operating system and electrical circuits coaxially. Reed switches are suited to applications in radio frequency.
- (4) Reed switches are compact and light weight.
- (5) Superior corrosion resistance and wear resistance of the contacts assures stable switching operation and long life.
- (6) With a permanent magnet installed, reed switches economically and easily become proximity switches.

### External Dimensions (Unit:mm)



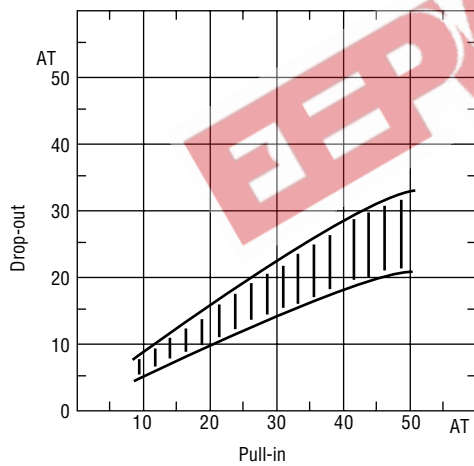
### APPLICATIONS OF REED SWITCHES

1. Automotive electronic devices
2. Control equipment
3. Communication equipment
4. Measurement equipment
5. Household appliances

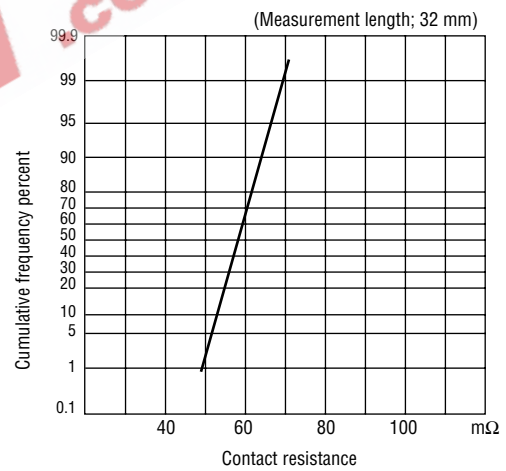
**ELECTRICAL CHARACTERISTICS**

Parameter	Symbol	Condition	Rated Value			Unit
			Min.	Typ.	Max.	
Pull-in Value	PI	—	10	—	45	AT
Drop-out Value	DO	—	5	—	—	AT
Contact Resistance	CR	—	—	—	100	mΩ
Breakdown Voltage	—	PI>20	200	—	—	VDC
Breakdown Voltage	—	PI<20	150	—	—	VDC
Insulation Resistance	—	—	10 <sup>9</sup>	—	—	Ω
Electrostatic Capacitance	—	—	—	—	0.3	pF
Contact Rating	—	—	—	—	10	VA
Maximum Switching Voltage	—	—	—	—	100 <sup>DC</sup> <sub>AC</sub>	V
Maximum Switching Current	—	—	—	—	0.5	A
Maximum Carry Current	—	—	—	—	1.0	A

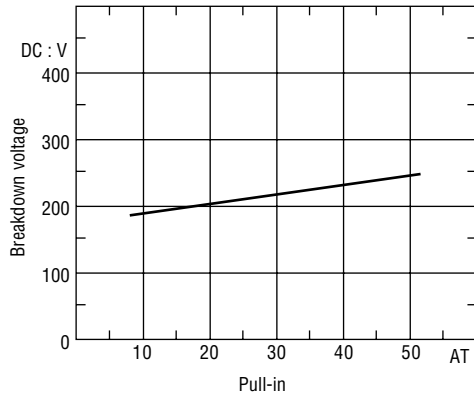
(1) Drop-out vs. Pull-in



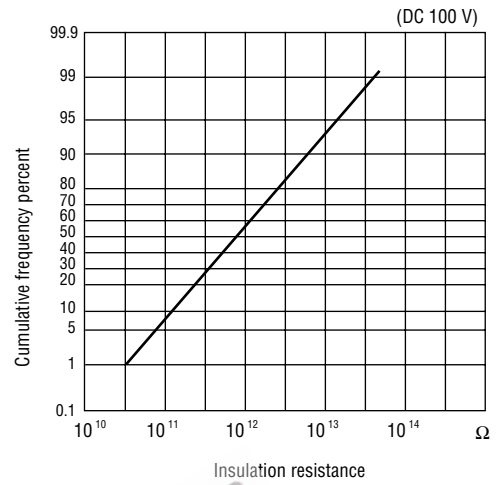
(2) Contact resistance



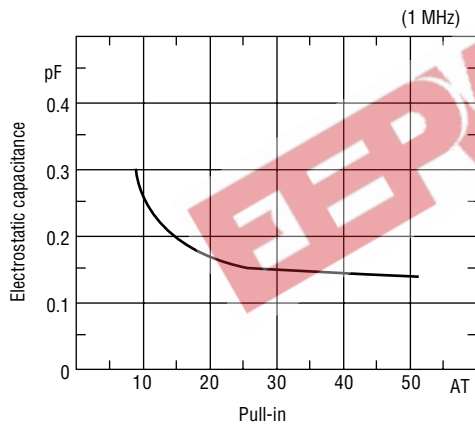
(3) Breakdown voltage



(4) Insulation resistance



(5) Electrostatic capacitance

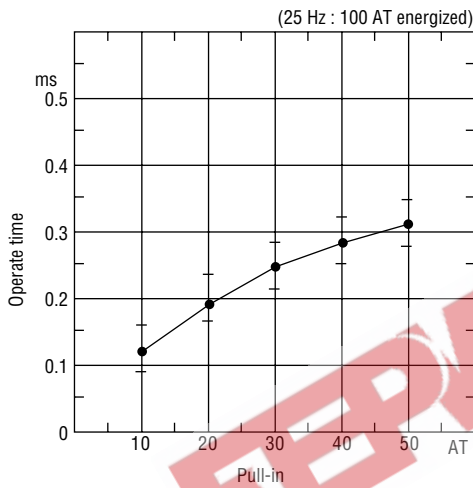


EPW.com.cn 电子产品世界

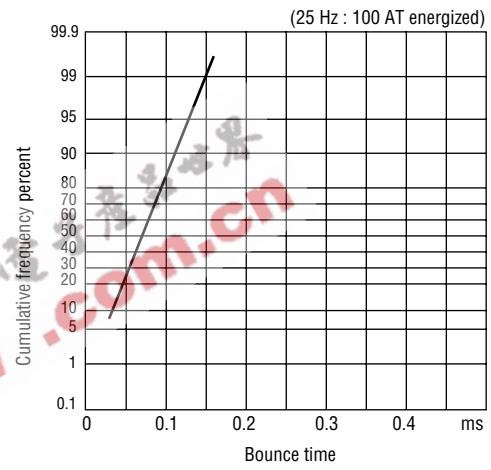
**OPERATING CHARACTERISTICS**

Parameter	Rated Value			Unit
	Min.	Typ.	Max.	
Operate Time	—	—	0.4	ms
Bounce Time	—	—	0.3	ms
Release Time	—	—	0.05	ms
Resonant Frequency	4600	5000	5400	Hz
Maximum Operating Frequency	—	—	500	Hz

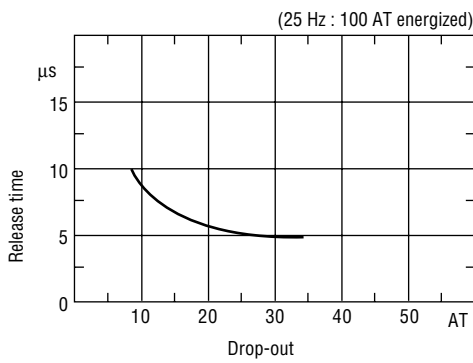
(1) Operate time



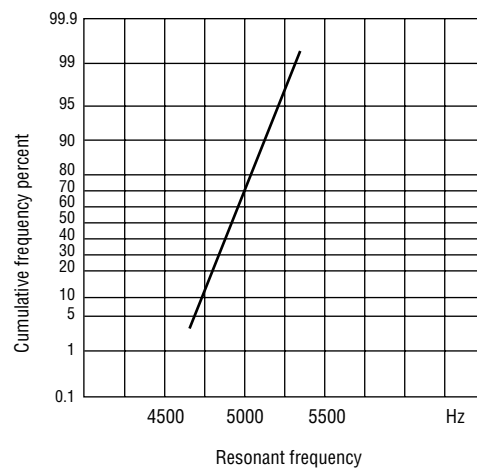
(2) Bounce time



(3) Release time

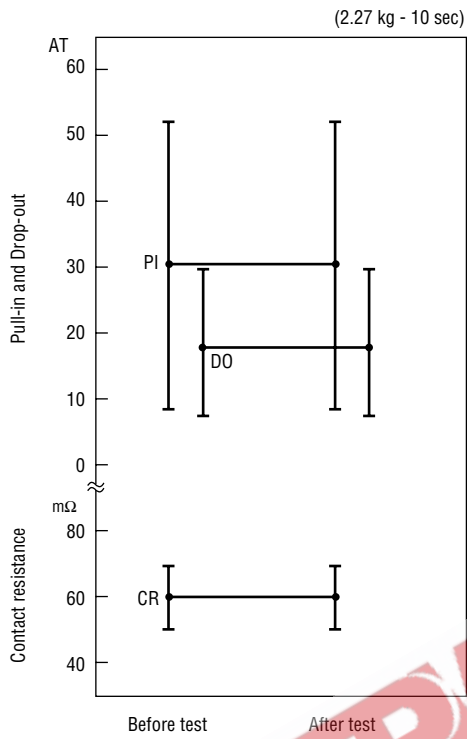


(4) Resonant frequency

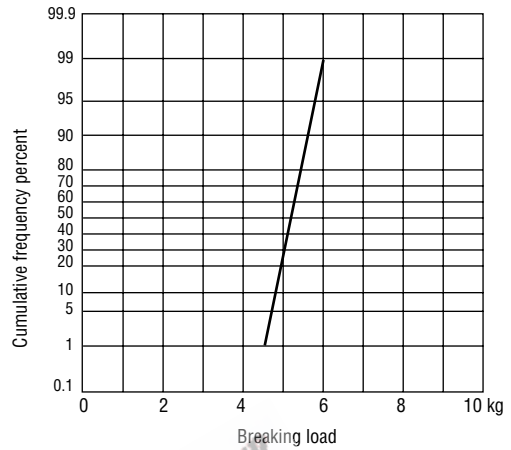


## MECHANICAL CHARACTERISTICS

(1) Lead tensile test (static load)

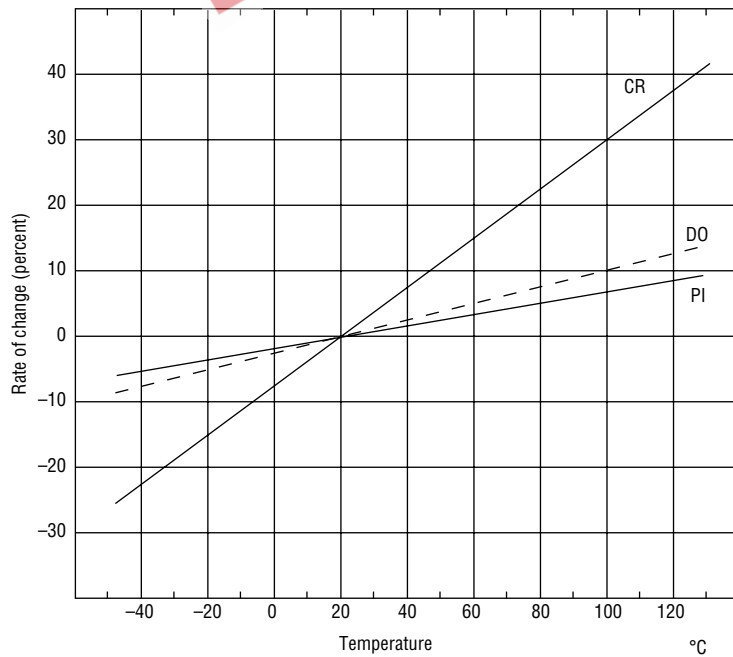


(2) Lead tensile strength

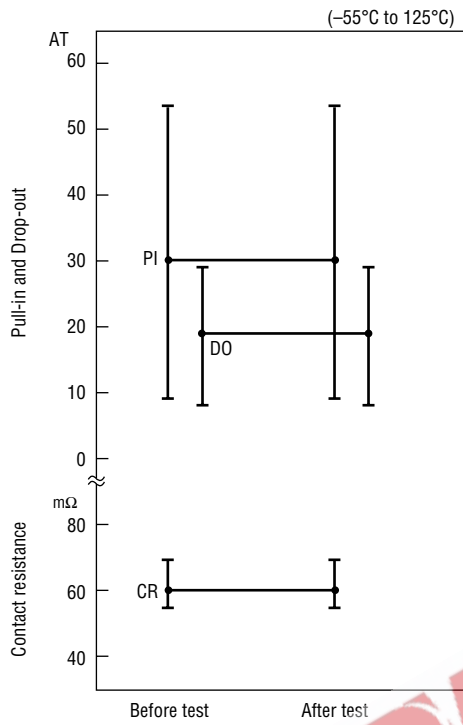


## ENVIRONMENTAL CHARACTERISTICS

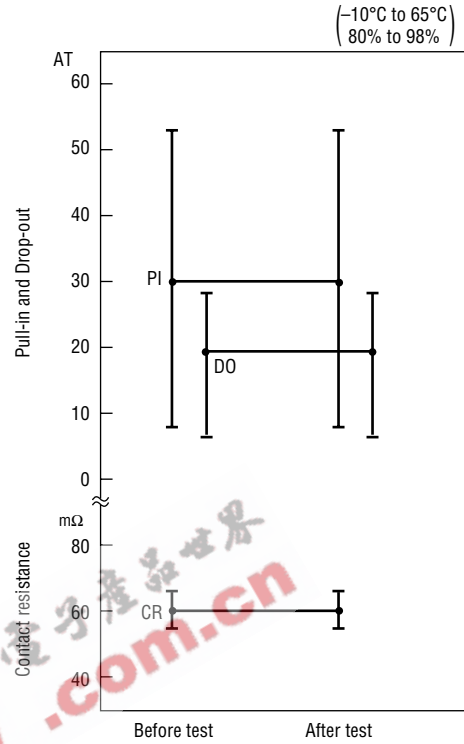
(1) Temperature characteristics



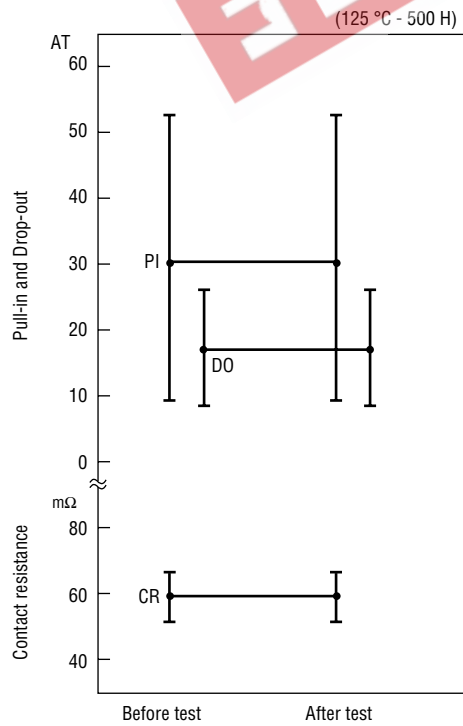
(2) Temperature cycle



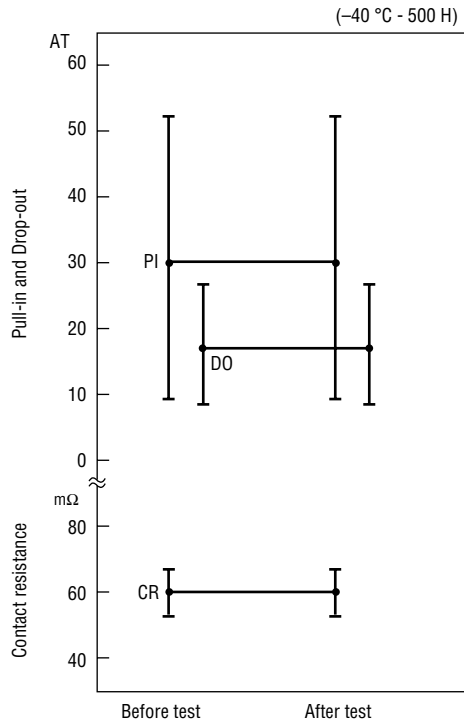
(3) Temperature and humidity cycle



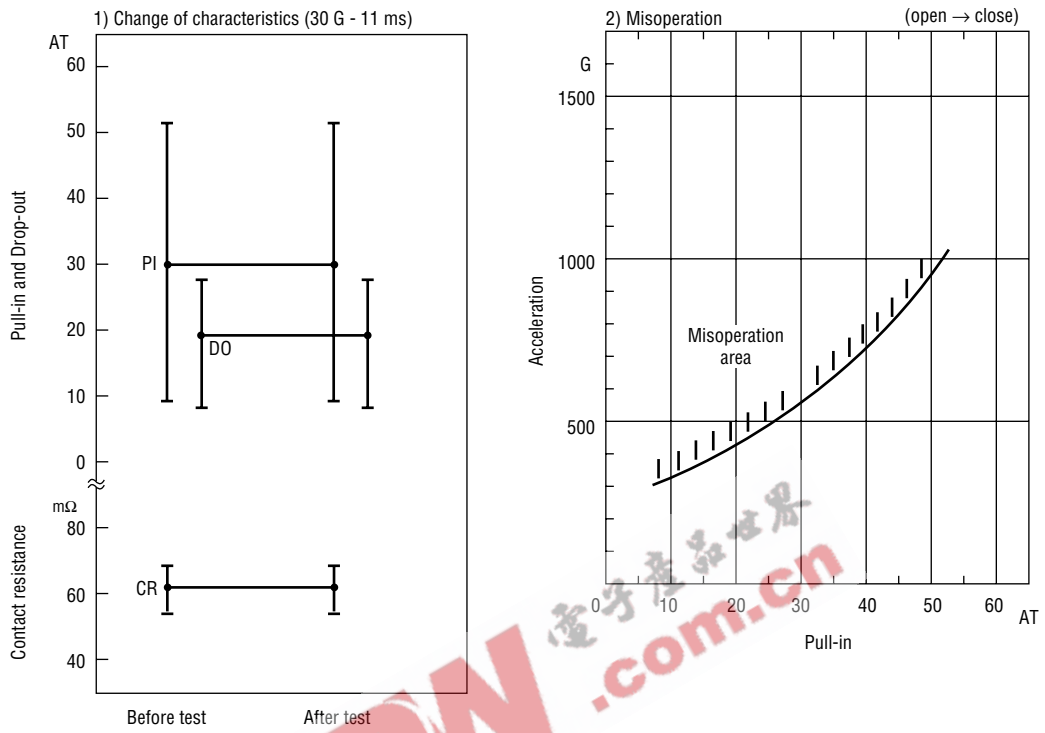
(4) High temperature storage test



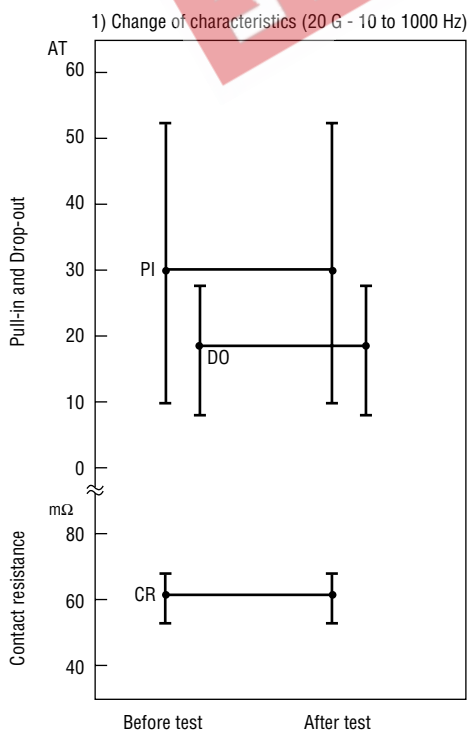
(5) Low temperature storage test



(6) Shock test



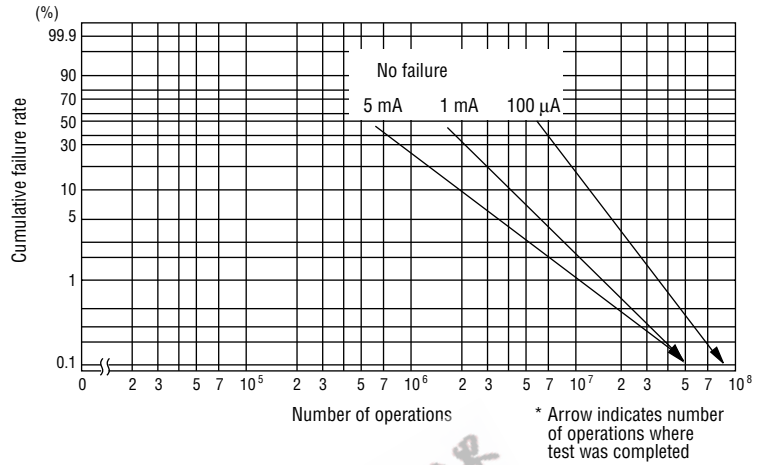
(7) Vibration test



**LIFE EXPECTANCY DATA: ORD228VL**

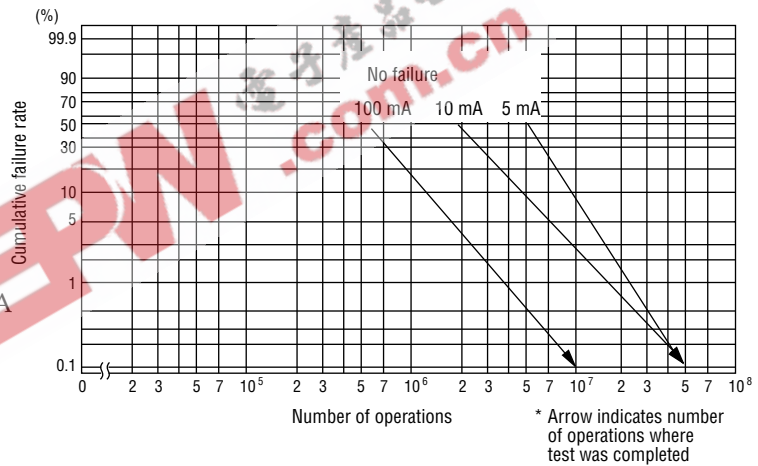
Load conditions

Voltage : 5 VDC  
 Current : 100  $\mu$ A, 1 mA, 5 mA  
 Load : Resistive load



Load conditions

Voltage : 12 VDC  
 Current : 5 mA, 10 mA, 100 mA  
 Load : Resistive load



Load conditions

Voltage : 24 VDC  
 Current : 100 mA, 200 mA, 400 mA  
 Load : Resistive load

