


Model P110
11mm Rotary Potentiometer
Insulated Shaft
Conductive Plastic Element
With / Without Bushing
RoHS Compliant



MODEL STYLES

Side Adjust , PCB pins	P110KV
Side Adjust , PCB pins, with Bushing	P110KV1
Top Adjust, PCB pins	P110KH
Top Adjust, PCB pins, with Bushing	P110KH1

ELECTRICAL¹

Resistance Range, Ohms	500-1M
Standard Resistance Tolerance	± 20%
Residual Resistance	20 ohms max.
Input Voltage, maximum	50 Vac max.
Power rating, Watts	0.05
Dielectric Strength	500Vac, 1 minute
Insulation Resistance, Minimum	100M ohms at 500Vdc
Sliding Noise	100mV max.
Actual Electrical Travel, Nominal	270°

MECHANICAL

Total Mechanical Travel	300°± 10°
Static Stop Strength	40 oz-in
Rotational Torque, Maximum	2.5 oz-in

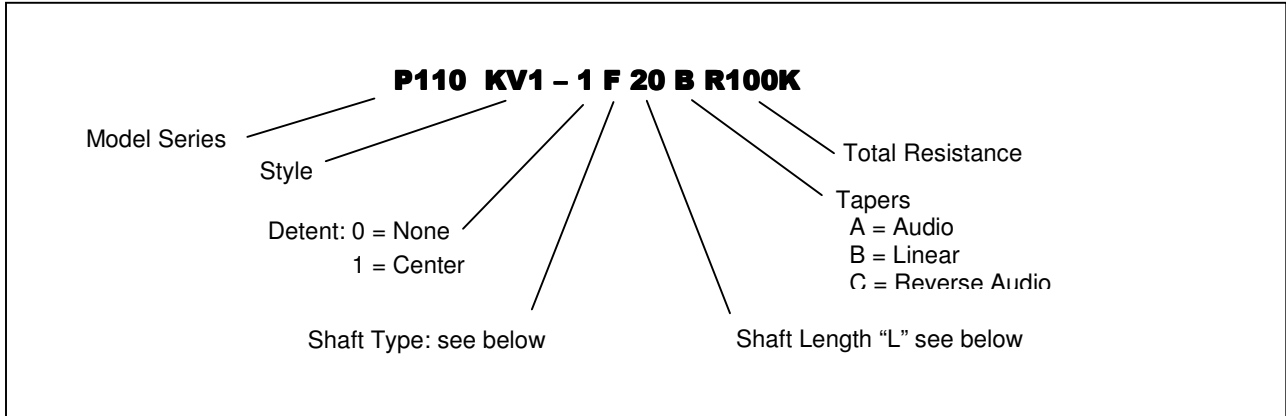
ENVIRONMENTAL

Operating Temperature Range	-20°C to +70°C
Rotational Life	30,000 cycles

¹ Specifications subject to change without notice.

Model P110

ORDERING INFORMATION²



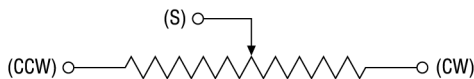
Shaft Types

	F-TYPE						Y-TYPE				
WITH BUSHING	L	15	20	25			L	15	20	25	
	T	7	12	12			T	7	12	12	
WITHOUT BUSHING	L	15	18	20	25	30	L	15	20		
	T	4.5	7	7	12	12	T	5	7		

STANDARD RESISTANCE VALUES, OHMS

500	1K	2K	5K	10K	20K	50K	100K	200K	500K	1MEG
-----	----	----	----	-----	-----	-----	------	------	------	------

CIRCUIT DIAGRAM

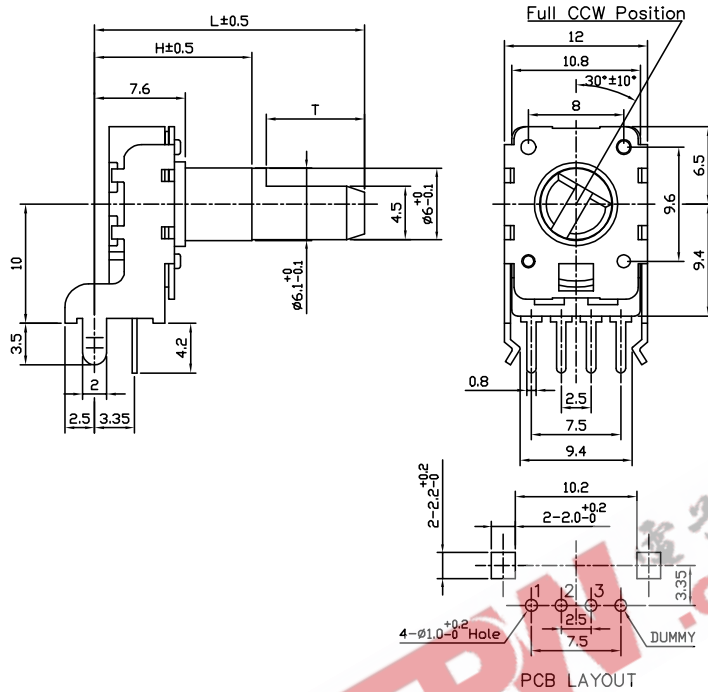


² Contact our customer service for custom designs and features.

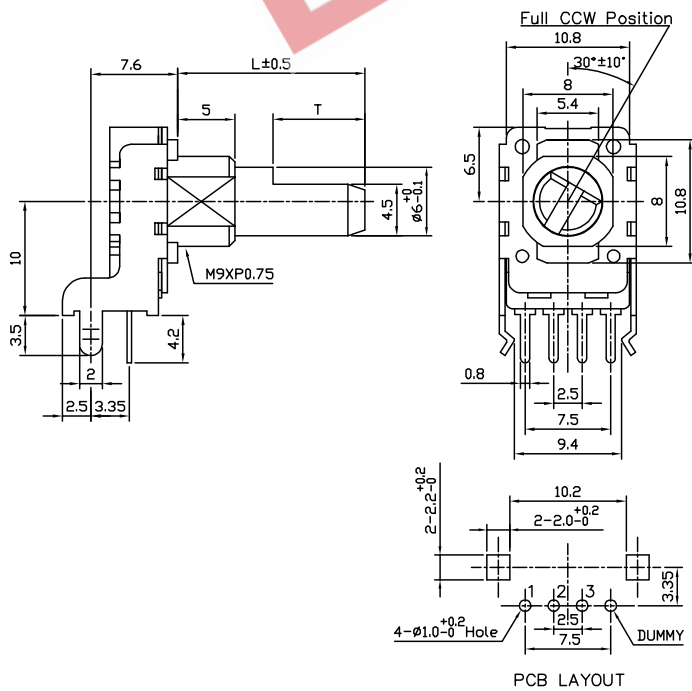
Model P110

OUTLINE DRAWING

Model P110KV (Side Adjust, PCB pins)

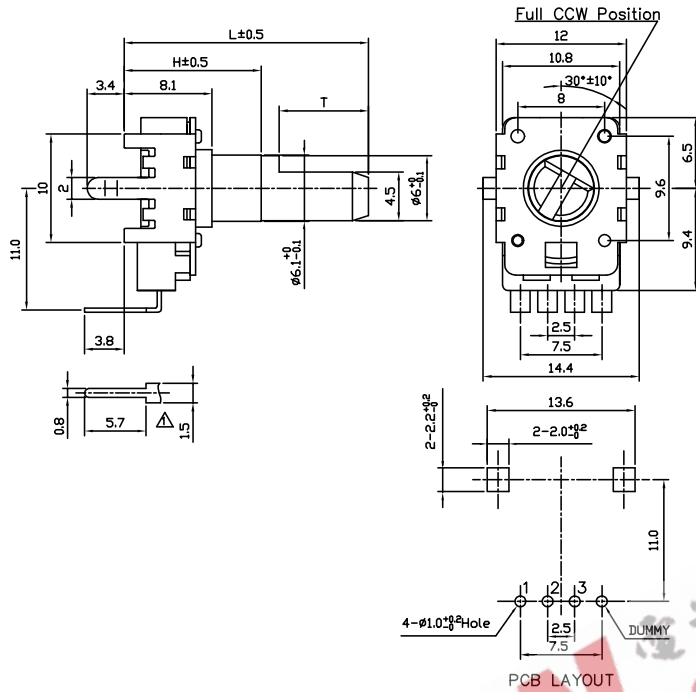


Model P110KV1 (Side Adjust, PCB pins, with Bushing)



Model P110

Model P110KH (Top Adjust, PCB pins)



Model P110KH1 (Top Adjust, PCB pins, with Bushing)

