

C&K P Series Low Profile Key Switches



Features/Benefits

- Low profile design
- Multi-pole and multi-position
- Panel and PCB mounting
- Variety of termination styles

Typical Applications

- CATV
- Low cost security devices
- Lawn equipment



Specifications

CONTACT RATING: Q contact material: 4 AMPS @ 125 V AC or 28 V DC; 2 AMPS @ 250 V AC (UL/GSA). See page L-50 for additional ratings.

ELECTRICAL LIFE: 10,000 make-and-break cycles at full load.

CONTACT RESISTANCE: Below 10 mΩ typ. initial @ 2-4 V DC, 100 mA, for both silver and gold plated contacts.

INSULATION RESISTANCE: 10⁹ Ω min.

DIELECTRIC STRENGTH: 1,000 Vrms min. @ sea level.

INDEXING: 45° or 90°, 2-3 positions. Other functions available, consult Customer Service Center.

OPERATING & STORAGE TEMPERATURE: -30°C to 65°C

Materials

HOUSING: One piece, 6/6 nylon (UL94V-2), black. Finish, matte.

KEY: One nickel plated brass key.

CONTACTS AND TERMINALS: Q contact material: Copper, silver plated. See page L-50 for additional contact materials.

CONTACT SPRING: Music wire or stainless steel.

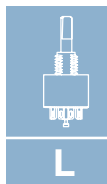
TERMINAL SEAL: Epoxy.

NOTE: Any models supplied with Q, B or G contact material are RoHS compliant. For the latest information regarding RoHS compliance, please go to: www.ittcannon.com/rohs.

NOTE: Specifications and materials listed above are for switches with standard options. For information on specific and custom switchlocks, consult Customer Service Center.

Build-A-Switch

To order, simply select desired option from each category and place in the appropriate box. Available options are shown and described on pages L-49 thru L-50. For additional options not shown in catalog, consult Customer Service Center.



Rotary

<p>Switch Function</p> <p>P10113 SP, 90° Index, Keypull pos. 1 P20013 DP, 45° Index, Keypull pos. 1 P20113 DP, 90° Index, Keypull pos. 1 P1011U SP, 90° Index, keypull pos. 1 & 2 P2011U DP, 90° Index, keypull pos. 1 & 2</p> <p>Keying</p> <p>3 One nickel plated brass key 2 Two nickel plated brass keys</p> <p>Type</p> <p>W Low profile key switch</p> <p>Finish</p> <p>M Matte finish</p>	<p>Terminations</p> <p>03 Solder lug with hole 02 PC Thru-hole WC Wire lead</p> <p>Mounting Style</p> <p>N With nut</p>	<p>Contact Material</p> <p>Q Silver B Gold G Gold over silver</p> <p>Seal</p> <p>NONE No seal E Epoxy seal</p>	<p>Color</p> <p>2 Black</p>
--	---	--	---



Dimensions are shown: Inch (mm)
Specifications and dimensions subject to change

C&K P Series Low Profile Key Switches

SWITCH FUNCTION

NO. POLES	MODEL NO.	CONNECTED TERMINALS (see terminal location below.)			KEY PULL POSITIONS	SWITCH CONFIGURATION	INDEXING
		POS. 1	POS. 2	POS. 3			
DP	P20013	8-1,4-5	1-2,5-6	2-3, 6-7	Position 1		45°
SP DP	P10113 P20113	8-1 8-1,4-5	1-3 1-3,5-7		Position 1		45°
SP DP	P1011U P2011U	8-1 8-1,4-5	1-3 1-3,5-7		Position 1 & 2		90°

LEGEND

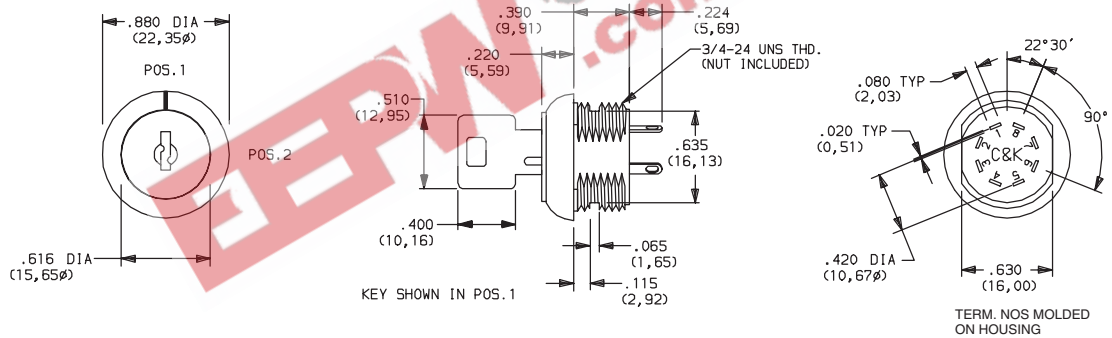
- = Detent Positions (45° or 90°).
- ⊙ = Key pull possible in these positions.
- ⊙ = Stop positions.

TERMINAL NUMBERS



Terminal numbers molded on bottom of housing.

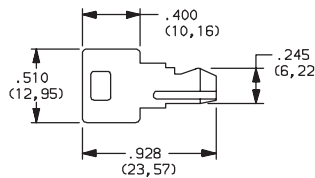
All models with all options when ordered with 'G' or 'Q' contact material.



KEYING

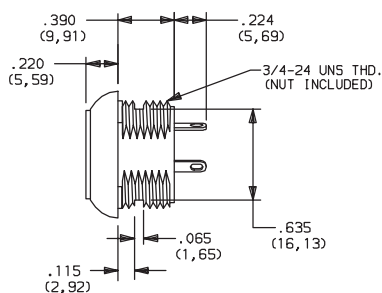
- 3** ONE NICKEL PLATED BRASS KEY
- 2** TWO NICKEL PLATED BRASS KEYS

NOTE: All models provided with the same key code. For replacement keys or special features, consult Customer Service Center.



TYPE

- W** LOW PROFILE KEY SWITCH



OPTION CODE	COLOR
2	BLACK

NOTE: Standard housing color is black. Special colors or mixed housing and key plug colors available, consult Customer Service Center.



Dimensions are shown: Inch (mm)
Specifications and dimensions subject to change



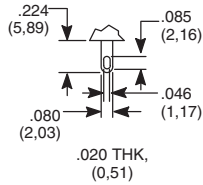
C&K P Series Low Profile Key Switches

FINISH

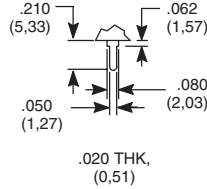
M MATTE FINISH

TERMINATIONS

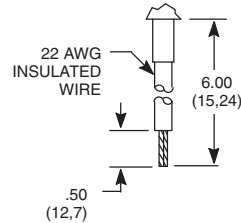
03 SOLDER LUG WITH HOLE



02 PC THRU-HOLE

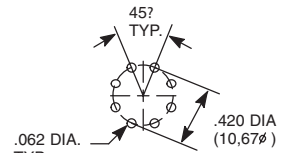


WC WIRE LEAD



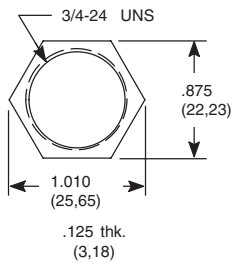
Black wire standard, other colors, gages, and lengths available, consult Customer Service Center. UL style 1015.

PC MOUNTING

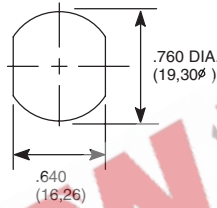


MOUNTING STYLE

N WITH NUT



PANEL MOUNTING



MOUNTING STYLE	PANEL THICKNESS
N (with nut)	.215 (5,46) max.

Nut part number: 175050700

CONTACT MATERIAL

OPTION CODE	RoHS COMPLIANT*	RoHS COMPATIBLE*	CONTACT AND TERMINAL MATERIAL	RATING	
				POWER	LOW LEVEL/DRY CIRCUIT OR POWER
Q	YES	YES	SILVER ²	4 AMPS @ 125 V AC or 28 V DC; 2 AMPS @ 250 AC V AC (UL/CSA).	0.4 VA MAX. @ 20 V AC or DC MAX
B	YES	YES	GOLD ¹	LOW LEVEL/DRY CIRCUIT	0.4 VA MAX. @ 20 V AC or DC MAX. or 4 AMPS @ 125 V AC or 28 V DC; 2 AMPS @ 250 V AC (UL/CSA)
G	YES	YES	GOLD OVER SILVER ³	LOW LEVEL/DRY CIRCUIT OR POWER	

* Note: See Technical Data section of this catalog for RoHS compliant and compatible definition and specifications.

¹ CONTACTS & TERMINALS: Copper, with gold plate over nickel plate.

² CONTACTS & TERMINALS: Copper, silver plated (Standard with all termination options).

³ CONTACTS & TERMINALS: Copper, with gold plate over silver plate.

NOTE: Any models supplied with Q, B or G contact material are RoHS compliant. For the latest information regarding RoHS compliance, please go to: www.ittcannon.com/rohs.

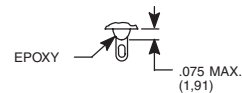
All models with all options when ordered with 'G' or 'Q' contact material.

NOTE: 'G' contact material is equivalent to both 'B' and 'Q' contact materials.

SEAL

NONE NO SEAL

E EPOXY SEAL



Dimensions are shown: Inch (mm)
Specifications and dimensions subject to change