



Certificate Number: Q10561

Certificate Number: E17276

# P4KE SERIES

**V<sub>BR</sub> : 6.8 - 440 Volts**  
**P<sub>PK</sub> : 400 Watts**

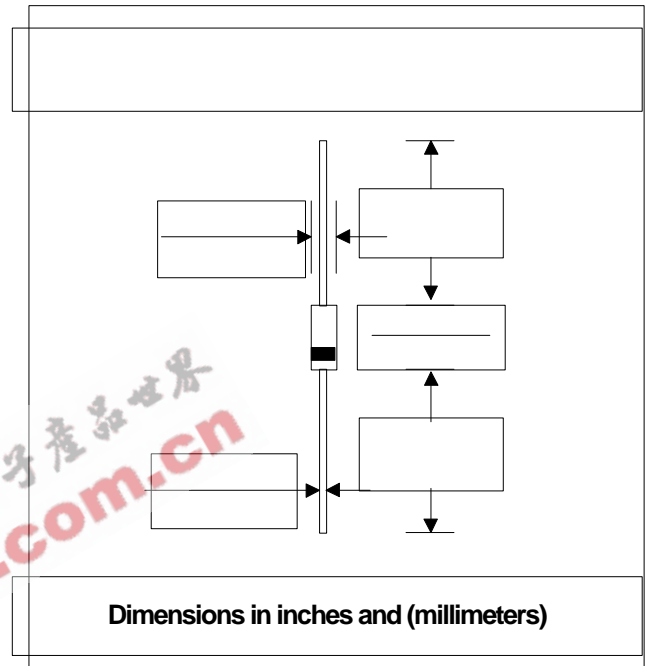
### FEATURES :

- \* 400W surge capability at 1ms
- \* Excellent clamping capability
- \* Low zener impedance
- \* Fast response time : typically less than 1.0 ps from 0 volt to V<sub>BR(min.)</sub>
- \* Typical I<sub>R</sub> less than 1 A above 10V

### MECHANICAL DATA

- \* Case : DO-41 Molded plastic
- \* Epoxy : UL94V-O rate flame retardant
- \* Lead : Axial lead solderable per MIL-STD-202, method 208 guaranteed
- \* Polarity : Color band denotes cathode end except Bipolar.
- \* Mounting position : Any
- \* Weight : 0.339 gram

# TRANSIENT VOLTAGE SUPPRESSOR



### DEVICES FOR BIPOLAR APPLICATIONS

**For bi-directional use C or CA Suffix**  
**Electrical characteristics apply in both directions**

### MAXIMUM RATINGS

Peak Power Dissipation at T <sub>a</sub> = 25 °C, T <sub>p</sub> =1ms (Note1)	P <sub>PK</sub>	Minimum 400	Watts
Steady State Power Dissipation at T <sub>L</sub> = 75 °C Lead Lengths 0.375", (9.5mm) (Note2)	P <sub>D</sub>	1.0	Watt
Peak Forward Surge Current, 8.3ms Single Half Sine-Wave Superimposed on Rated Load (JEDEC Method) (Note3)	I <sub>FSM</sub>	40	Amps.
Operating and Storage Temperature Range	T <sub>J</sub> , T <sub>STG</sub>	- 65 to + 175	°C

**Note :**



Certificate Number: Q10561

Certificate Number: E17276

## ELECTRICAL CHARACTERISTICS

Rating at = 25 °C ambient temperature unless otherwise specified

TYPE	Breakdown Voltage @ It ( Note 1 )		Working Peak Reverse Voltage VRWM	Maximum Reverse Leakage @ VRWM IR ( A )	Maximum Reverse Current IRSM (A)	Maximum Clamping Voltage @ IRSM VRSM (V)	Maximum Temperature Co-efficient of VBR (% / °C)	
	VBR (V)							It (mA)
	Min.	Max.	(V)					
P4KE6.8	6.12	7.48	10	5.50	1000	38.0	10.8	0.057
P4KE6.8A	6.45	7.14	10	5.80	1000	40.0	10.5	0.057
P4KE7.5	6.75	8.25	10	6.05	500	36.0	11.7	0.061
P4KE7.5A	7.13	7.88	10	6.40	500	37.0	11.3	0.061
P4KE8.2	7.38	9.02	10	6.63	200	33.0	12.5	0.065
P4KE8.2A	7.79	8.61	10	7.02	200	35.0	12.1	0.065
P4KE9.1	8.19	10.0	1.0	7.37	50	30.0	13.8	0.068
P4KE9.1A	8.65	9.55	1.0	7.78	50	31.0	13.4	0.068
P4KE10	9.00	11.0	1.0	8.10	10	28.0	15.0	0.073
P4KE10A	9.50	10.5	1.0	8.55	10	29.0	14.5	0.073
P4KE11	9.90	12.1	1.0	8.92	5.0	26.0	16.2	0.075
P4KE11A	10.5	11.6	1.0	9.40	5.0	27.0	15.6	0.075
P4KE12	10.8	13.2	1.0	9.72	5.0	24.0	17.3	0.078
P4KE12A	11.4	12.6	1.0	10.2	5.0	25.0	16.7	0.078
P4KE13	11.7	14.3	1.0	10.5	5.0	22.0	19.0	0.081
P4KE13A	12.4	13.7	1.0	11.1	5.0	23.0	18.2	0.081
P4KE15	13.5	16.5	1.0	12.1	5.0	19.0	22.0	0.084
P4KE15A	14.3	15.8	1.0	12.8	5.0	20.0	21.2	0.084
P4KE16	14.4	17.6	1.0	12.9	5.0	18.0	23.5	0.086
P4KE16A	15.2	16.8	1.0	13.6	5.0	19.0	22.5	0.086
P4KE17	15.3	18.7	1.0	13.7	5.0	17.0	25.0	0.087
P4KE17A	16.2	17.9	1.0	14.5	5.0	18.0	24.0	0.087
P4KE18	16.2	19.8	1.0	14.5	5.0	16.0	26.5	0.088
P4KE18A	17.1	18.9	1.0	15.3	5.0	17.0	25.5	0.088
P4KE20	18.0	22.0	1.0	16.2	5.0	14.0	29.1	0.090
P4KE20A	19.0	21.0	1.0	17.1	5.0	15.0	27.7	0.090
P4KE22	19.8	24.2	1.0	17.8	5.0	13.0	31.9	0.092
P4KE22A	20.9	23.1	1.0	18.8	5.0	14.0	30.6	0.092
P4KE24	21.6	26.4	1.0	19.4	5.0	12.0	34.7	0.094
P4KE24A	22.8	25.2	1.0	20.5	5.0	13.0	33.2	0.094
P4KE27	24.3	29.7	1.0	21.8	5.0	11.0	39.1	0.096
P4KE27A	25.7	28.4	1.0	23.1	5.0	11.2	37.5	0.096
P4KE30	27.0	33.0	1.0	24.3	5.0	10.0	43.5	0.097
P4KE30A	28.5	31.5	1.0	25.6	5.0	10.0	41.4	0.097
P4KE33	29.7	36.3	1.0	26.8	5.0	9.0	47.7	0.098
P4KE33A	31.4	34.7	1.0	28.2	5.0	9.0	45.7	0.098
P4KE36	32.4	39.6	1.0	29.1	5.0	8.0	52.0	0.099
P4KE36A	34.2	37.8	1.0	30.8	5.0	8.4	49.9	0.099
P4KE39	35.1	42.9	1.0	31.6	5.0	7.4	56.4	0.100
P4KE39A	37.1	41.0	1.0	33.3	5.0	7.8	53.9	0.100
P4KE43	38.7	47.3	1.0	34.8	5.0	6.8	61.9	0.101
P4KE43A	40.9	45.2	1.0	36.8	5.0	7.1	59.3	0.101
P4KE47	42.3	51.7	1.0	38.1	5.0	6.2	67.8	0.101
P4KE47A	44.7	49.4	1.0	40.2	5.0	6.5	64.8	0.101
P4KE51	45.9	56.1	1.0	41.3	5.0	5.7	73.5	0.102
P4KE51A	48.5	53.6	1.0	43.6	5.0	6.0	70.1	0.102
P4KE56	50.4	61.6	1.0	45.4	5.0	5.2	80.5	0.103
P4KE56A	53.2	58.8	1.0	47.8	5.0	5.5	77.0	0.103



Certificate Number: Q10561

Certificate Number: E17276

## ELECTRICAL CHARACTERISTICS

Rating at = 25 °C ambient temperature unless otherwise specified

TYPE	Breakdown Voltage @ $I_t$ ( Note 1 )		$I_t$	Working Peak Reverse Voltage $V_{RWM}$	Maximum Reverse Leakage @ $V_{RWM}$ $I_R$ ( A )	Maximum Reverse Current $I_{RSM}$ (A)	Maximum Clamping Voltage @ $I_{RSM}$ $V_{RSM}$ (V)	Maximum Temperature Co-efficient of $V_{BR}$ (% / °C)
	$V_{BR}$ (V)							
	Min.	Max.	(mA)	(V)	( A )	(A)	(V)	(% / °C)
P4KE62	55.8	68.2	1.0	50.2	5.0	4.7	89.0	0.104
P4KE62A	58.9	65.1	1.0	53.0	5.0	5.0	85.0	0.104
P4KE68	61.2	74.8	1.0	55.1	5.0	4.3	98.0	0.104
P4KE68A	64.6	71.4	1.0	58.1	5.0	4.6	92.0	0.104
P4KE75	67.5	82.5	1.0	60.7	5.0	3.9	108	0.105
P4KE75A	71.3	78.8	1.0	64.1	5.0	4.1	103	0.105
P4KE82	73.8	90.2	1.0	66.4	5.0	3.6	118	0.105
P4KE82A	77.9	86.1	1.0	70.1	5.0	3.7	113	0.105
P4KE91	81.9	100	1.0	73.7	5.0	3.2	131	0.106
P4KE91A	86.5	95.5	1.0	77.8	5.0	3.4	125	0.106
P4KE100	90.0	110	1.0	81.0	5.0	2.9	144	0.106
P4KE100A	95.0	105	1.0	85.5	5.0	3.1	137	0.106
P4KE110	99.0	121	1.0	89.2	5.0	2.7	158	0.107
P4KE110A	105	116	1.0	94.0	5.0	2.8	152	0.107
P4KE120	108	132	1.0	97.2	5.0	2.4	173	0.107
P4KE120A	114	126	1.0	102	5.0	2.5	165	0.107
P4KE130	117	143	1.0	105	5.0	2.2	187	0.107
P4KE130A	124	137	1.0	111	5.0	2.3	179	0.107
P4KE150	135	165	1.0	121	5.0	2.0	215	0.108
P4KE150A	143	158	1.0	128	5.0	2.0	207	0.108
P4KE160	144	176	1.0	130	5.0	1.8	230	0.108
P4KE160A	152	168	1.0	136	5.0	1.9	219	0.108
P4KE170	153	187	1.0	138	5.0	1.7	244	0.108
P4KE170A	162	179	1.0	145	5.0	1.8	234	0.108
P4KE180	162	198	1.0	146	5.0	1.6	258	0.108
P4KE180A	171	189	1.0	154	5.0	1.7	246	0.108
P4KE200	180	220	1.0	162	5.0	1.5	287	0.108
P4KE200A	190	210	1.0	171	5.0	1.53	274	0.108
P4KE220	198	242	1.0	175	5.0	1.16	344	0.108
P4KE220A	209	231	1.0	185	5.0	1.22	328	0.108
P4KE250	225	275	1.0	202	5.0	1.11	360	0.110
P4KE250A	237	263	1.0	214	5.0	1.16	344	0.110
P4KE300	270	330	1.0	243	5.0	0.93	430	0.110
P4KE300A	285	315	1.0	256	5.0	0.97	414	0.110
P4KE350	315	385	1.0	284	5.0	0.79	504	0.110
P4KE350A	332	368	1.0	300	5.0	0.83	482	0.110
P4KE400	360	440	1.0	324	5.0	0.70	574	0.110
P4KE400A	380	420	1.0	342	5.0	0.73	548	0.110
P4KE440	396	484	1.0	356	5.0	0.95	631	0.110
P4KE440A	418	462	1.0	376	5.0	1.00	602	0.110

- ( 1 )  $V_{BR}$  measured after  $I_t$  applied for 300 s.,  $I_t$  = square wave pulse or equivalent.
- ( 2 )  $V_F = 3.5 V_{max.}$ ,  $I_F = 25$  Amps. ( 6.8 Volts thru 91 Volts )  
 $V_F = 5.0 V_{max.}$ ,  $I_F = 25$  Amps. ( 100 Volts thru 440 Volts ) per 1/2 square or equivalent sine wave.  
 $PW = 8.3$  ms, duty cycle = 4 pulses per minute maximum.
- ( 3 ) For Bipolar types having  $V_R$  of 10 Volts and under, the  $I_R$  limit is doubled.

## RATING AND CHARACTERISTIC CURVES ( P4KE SERIES )

FIG.1 - PULSE DERATING CURVE

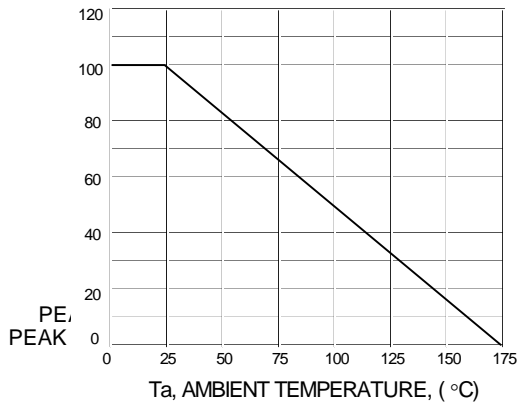


FIG.2 - MAXIMUM NON-REPETITIVE SURGE CURRENT

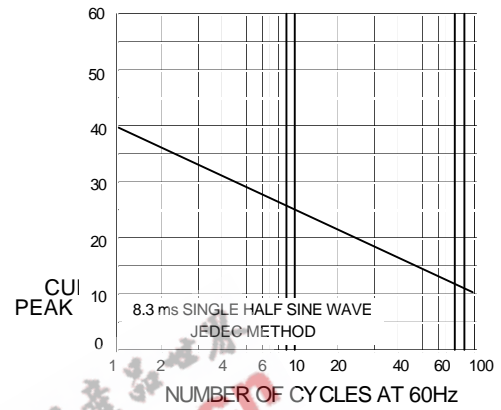


FIG.3 - STEADY STATE POWER DERATING

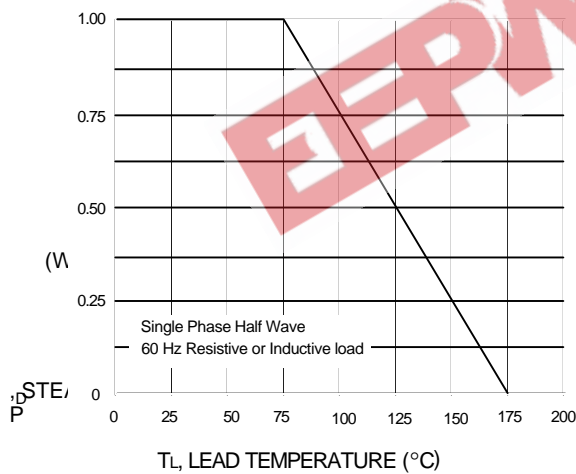


FIG.4 - PULSE RATING CURVE

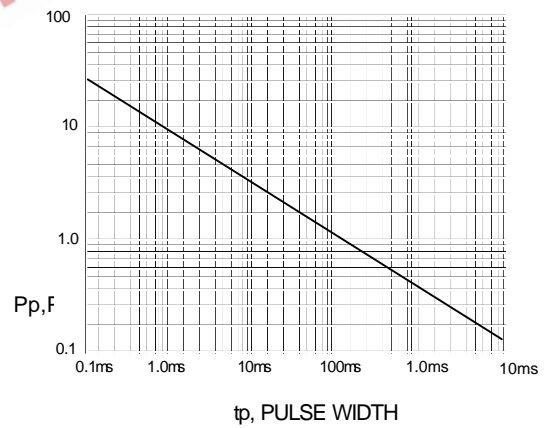


FIG.5 - PULSE WAVEFORM

