



■ Features :

- 3 pole AC inlet IEC320-C14
- Class I power (with earth pin)
- Protections: Short circuit / Overload / Over voltage
- Fully enclosed plastic case
- Fix switching frequency and regulation
- Topology: PWM 3882 circuit
- LED indicator for power on
- Approvals: UL / CUL / TUV / CB / CE
- 1 year warranty

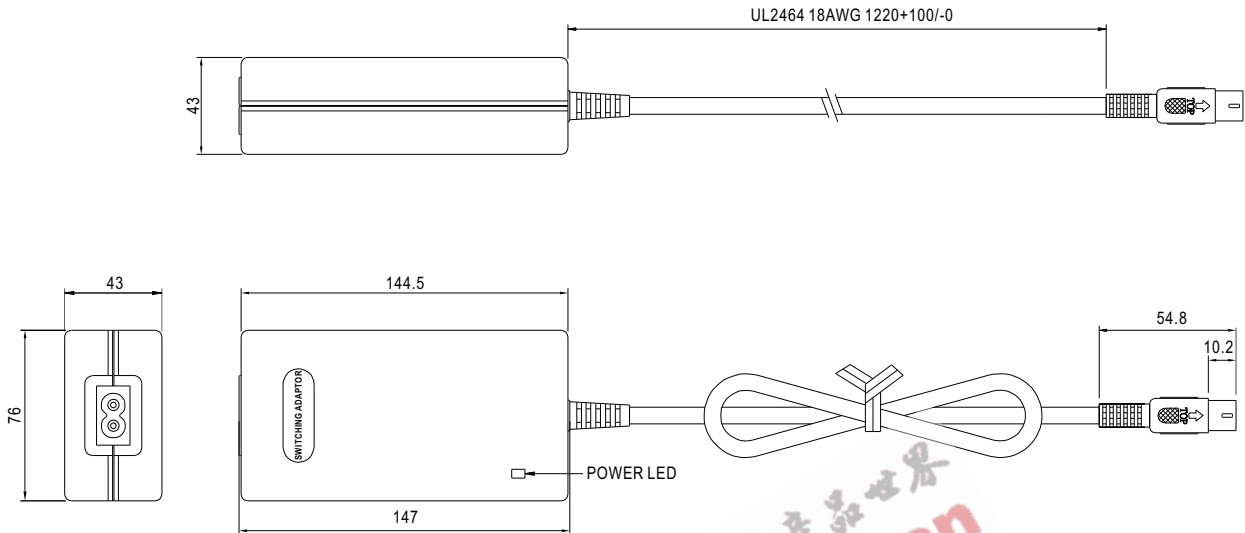


SPECIFICATION

ORDER NO.	P50A13-R1B	P50A14-R1B	P50A16-R1B
OUTPUT	SAFETY MODEL NO.	PSU50A-13	PSU50A-14
	DC VOLTAGE Note.2	5V 12V	5V 15V
	RATED CURRENT	4A 2A	4A 1.8A
	CURRENT RANGE	0.5 ~ 4.0A 0.1 ~ 2.0A	0.5 ~ 4.0A 0.1 ~ 1.8A
	RATED POWER	44W	47W
	RIPPLE & NOISE (max.) Note.3	50mVp-p 100mVp-p	50mVp-p 100mVp-p
	VOLTAGE ADJ. RANGE	Fixed	
	VOLTAGE TOLERANCE Note.4	±6.0% ±10%	±6.0% ±10%
	LINE REGULATION Note.5	±1.0% ±1.0%	±1.0% ±1.0%
	LOAD REGULATION Note.6	±5.0% ±9.0%	±5.0% ±9.0%
SETUP, RISE, HOLD UP TIME	1.5s, 50ms, 12ms at full load		
INPUT	VOLTAGE RANGE	90 ~ 264VAC 135 ~ 370VDC	
	FREQUENCY RANGE	47 ~ 63Hz	
	EFFICIENCY (Typ.)	70%	74%
	AC CURRENT	1.6A / 100VAC	
	INRUSH CURRENT (max.)	40A / 230VAC	
	LEAKAGE CURRENT(max.)	0.75mA / 240VAC	
PROTECTION	OVERLOAD	150 ~ 250% rated output power Protection type : Hiccup mode, recovers automatically after fault condition is removed	
	OVER VOLTAGE	5V: 110 ~ 140% of rated output voltage Protection type : Shut down o/p voltage, re-power on to recover	
ENVIRONMENT	WORKING TEMP.	0 ~ +40°C (Refer to output load derating curve)	
	WORKING HUMIDITY	20% ~ 90% RH non-condensing	
	STORAGE TEMP., HUMIDITY	-20 ~ +85°C, 10 ~ 95% RH	
	TEMP. COEFFICIENT	±0.03% / °C (0 ~ 50°C)	
	VIBRATION	10 ~ 500Hz, 2G 10min./1cycle, period for 60min. each along X, Y, Z axes	
SAFETY & EMC (Note. 7)	SAFETY STANDARDS	UL1950, CSA22.2, EN60950-1 approved	
	WITHSTAND VOLTAGE	I/P-O/P:3KVAC, I/P-FG:1.5KVAC	
	ISOLATION RESISTANCE	I/P-O/P,I/P-FG:100M Ohms / 500VDC / 25°C / 70% RH	
	EMI CONDUCTION & RADIATION	Compliance to EN55022(CISPR22) class B	
	HARMONIC CURRENT	Compliance to EN61000-3-2,3	
OTHERS	EMM IMMUNITY	Compliance to EN61000-4-2,3,4,5,6,11, ENV50204, light industry level, criteria A	
	MTBF	280K hrs min. MIL-HDBK-217F (25°C)	
	DIMENSION	147*76*43mm (L*W*H)	
CONNECTOR	PACKING	0.55kg; 36pcs / 21kg / CARTON	
	PLUG	Standard type R1B: DIN 5PIN for stock ; Other type available by customer requested	
NOTE	CABLE	Standard type AWM2464 18Awg*4c with shield 4ft for stock ; Other type available by customer requested	
	<p>1.All parameters are specified at 230VAC input, rated load, 25°C 70% RH ambient. 2.DC voltage: The output voltage set at point measure by plug terminal & 50% load. 3.Ripple & noise are measured at 20MHz by using a 12" twisted pair terminated with a 0.1uf & 47uf capacitor. 4.Tolerance: includes set up tolerance, line regulation, load regulation. 5.Line regulation is measured from low line to high line at rated load. 6.Load regulation is measured from 20% to 100% rated load. 7.The power supply is considered a component which will be installed into a final equipment. The final equipment must be re-confirmed that it still meets EMC directives.</p>		

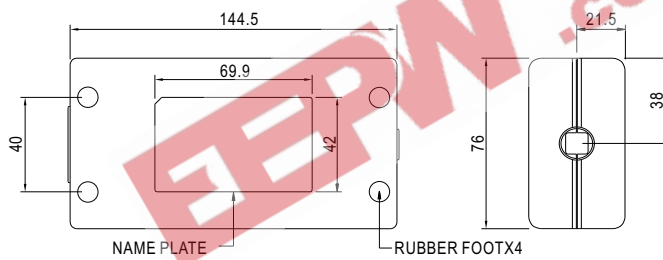
■ Mechanical Specification

Unit:mm



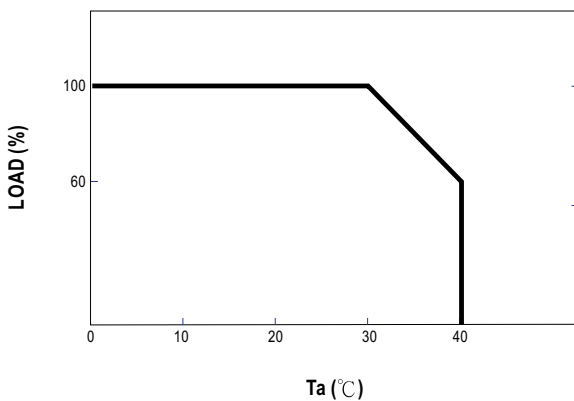
■ Plug Assignment

Standard plug: R1B (option)

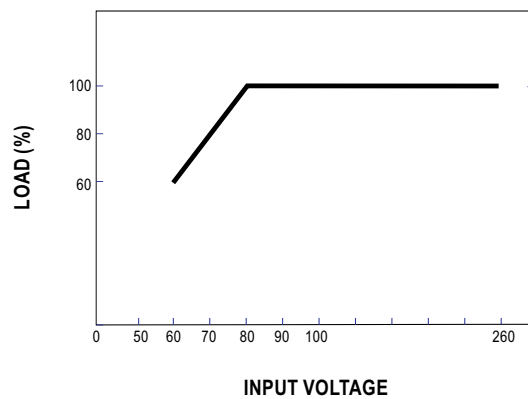


PIN NO	OUTPUT
1	COM
2	COM
3	+5VDC
4	-Vout
5	+Vout

■ Derating Curve



■ Static Characteristics





- Features :
- 3 pole AC inlet IEC320-C14
 - Class I power (with earth pin)
 - Protections: Short circuit / Overload / Over voltage
 - Fully enclosed plastic case
 - Fix switching frequency and regulation
 - Topology: PWM 3882 circuit
 - LED indicator for power on
 - Approvals: UL / CUL / TUV / CB / CE
 - 1 year warranty

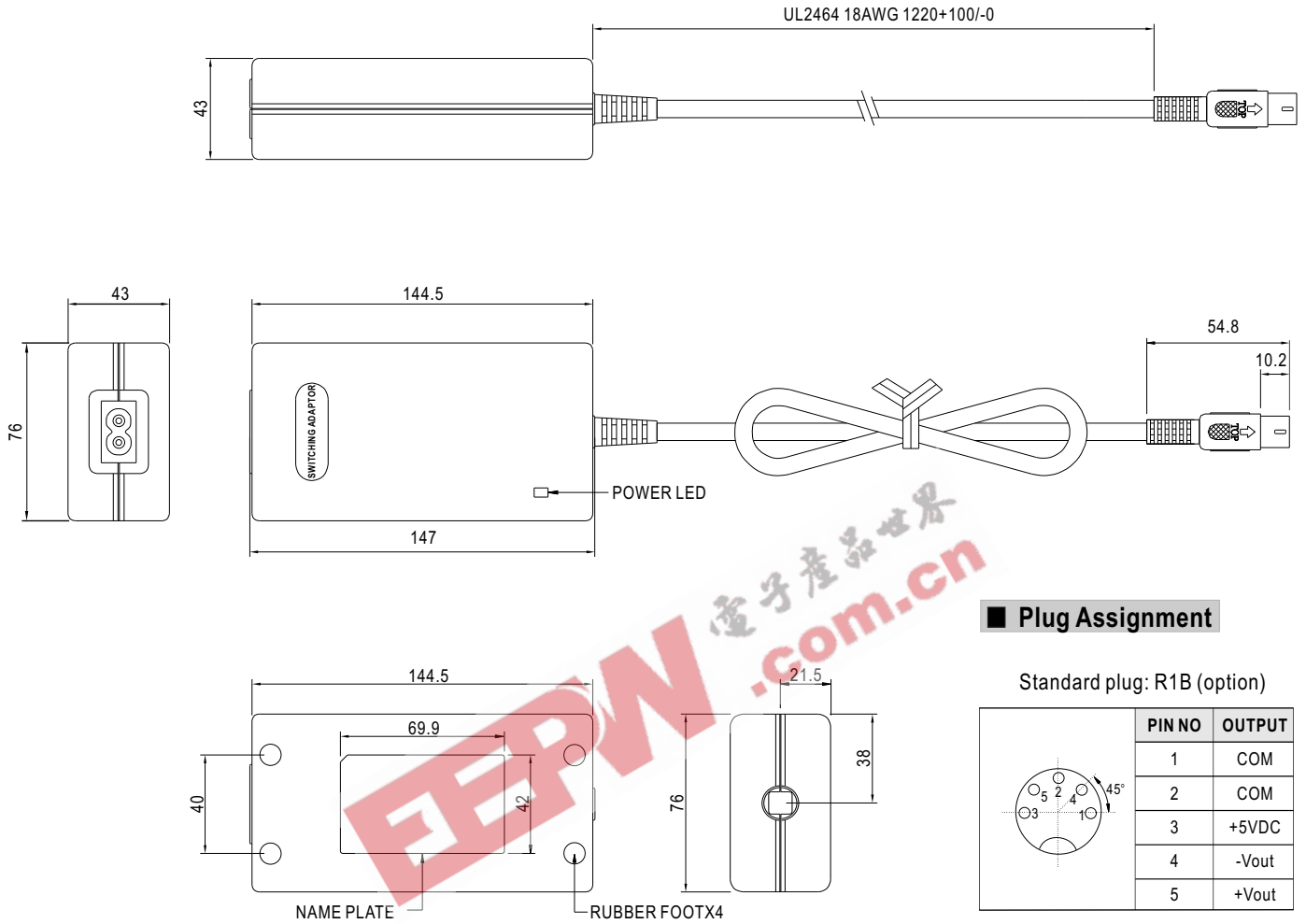


SPECIFICATION

ORDER NO.	P50A13A-R1B			P50A13D-R1B			P50A14E-R1B			
OUTPUT	SAFETY MODEL NO.	PSU50A-13A			PSU50A-13D			PSU50A-14E		
	DC VOLTAGE <small>Note.2</small>	5V	12V	-5V	5V	12V	-12V	5V	15V	-15V
	RATED CURRENT	4A	2A	0.5A	4A	2A	0.5A	4A	1.5A	0.5A
	CURRENT RANGE	0.5 ~ 4.0A	0.5 ~ 2.0A	0.1 ~ 0.5A	0.5 ~ 4.0A	0.5 ~ 2.0A	0.1 ~ 0.5A	0.5 ~ 4.0A	0.5 ~ 1.5A	0.1 ~ 0.5A
	RATED POWER	46.5W			50W			50W		
	RIPPLE & NOISE (max.) <small>Note.3</small>	50mVp-p	100mVp-p	100mVp-p	50mVp-p	100mVp-p	100mVp-p	50mVp-p	100mVp-p	100mVp-p
	VOLTAGE ADJ. RANGE	Fixed								
	VOLTAGE TOLERANCE <small>Note.4</small>	±6.0%	±10%	±12%	±6.0%	±10%	±12%	±6.0%	±10%	±12%
	LINE REGULATION <small>Note.5</small>	±1.0%	±1.0%	±1.0%	±1.0%	±1.0%	±1.0%	±1.0%	±1.0%	±1.0%
LOAD REGULATION <small>Note.6</small>	±5.0%	±10%	±10%	±5.0%	±10%	±10%	±5.0%	±10%	±10%	
SETUP, RISE, HOLD UP TIME	1.5s, 50ms, 12ms at full load									
INPUT	VOLTAGE RANGE	90 ~ 264VAC 135~ 370VAC								
	FREQUENCY RANGE	47 ~ 63Hz								
	EFFICIENCY (Typ.)	70%			72%			74%		
	AC CURRENT	1.6A / 100VAC								
	INRUSH CURRENT (max.)	40A / 230VAC								
LEAKAGE CURRENT (max.)	0.75mA / 240VAC									
PROTECTION	OVERLOAD	150 ~ 250% rated output power Protection type : Hiccup mode, recovers automatically after fault condition is removed								
	OVER VOLTAGE	5V: 110 ~ 140% of rated output voltage Protection type : Shut down o/p voltage, re-power on to recover								
ENVIRONMENT	WORKING TEMP.	0 ~ +40°C (Refer to output load derating curve)								
	WORKING HUMIDITY	20% ~ 90% RH non-condensing								
	STORAGE TEMP., HUMIDITY	-20 ~ +85°C, 10 ~ 95% RH								
	TEMP. COEFFICIENT	±0.03% / °C (0 ~ 50°C)								
SAFETY & EMC <small>(Note. 7)</small>	VIBRATION	10 ~ 500Hz, 2G 10min./1cycle, period for 60min. each along X, Y, Z axes								
	SAFETY STANDARDS	UL1950, CSA22.2, EN60950-1 approved								
	WITHSTAND VOLTAGE	I/P-O/P:3KVAC, I/P-FG:1.5KVAC								
	ISOLATION RESISTANCE	I/P-O/P,I/P-FG:100M Ohms / 500VDC / 25°C / 70% RH								
	EMI CONDUCTION & RADIATION	Compliance to EN55022(CISPR22) class B								
	HARMONIC CURRENT	Compliance to EN61000-3-2,3								
OTHERS	EMS IMMUNITY	Compliance to EN61000-4-2,3,4,5,6,11, ENV50204, light industry level, criteria A								
	MTBF	280K hrs min. MIL-HDBK-217F (25°C)								
	DIMENSION	147*76*43mm (L*W*H)								
CONNECTOR	PACKING	0.55kg; 36pcs / 21kg / CARTON								
	PLUG	Standard type R1B: DIN 5PIN for stock ; Other type available by customer requested								
	CABLE	Standard type AWM2464 18Awg*4c with shield 4ft for stock ; Other type available by customer requested								
NOTE	<p>1.All parameters are specified at 230VAC input, rated load, 25°C 70% RH ambient.</p> <p>2.DC voltage: The output voltage set at point measure by plug terminal & 50% load.</p> <p>3.Ripple & noise are measured at 20MHz by using a 12" twisted pair terminated with a 0.1uf & 47uf capacitor.</p> <p>4.Tolerance: includes set up tolerance, line regulation, load regulation.</p> <p>5.Line regulation is measured from low line to high line at rated load.</p> <p>6.Load regulation is measured from 20% to 100% rated load.</p> <p>7.The power supply is considered a component which will be installed into a final equipment. The final equipment must be re-confirmed that it still meets EMC directives.</p>									

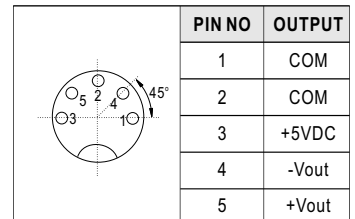
Mechanical Specification

Unit:mm

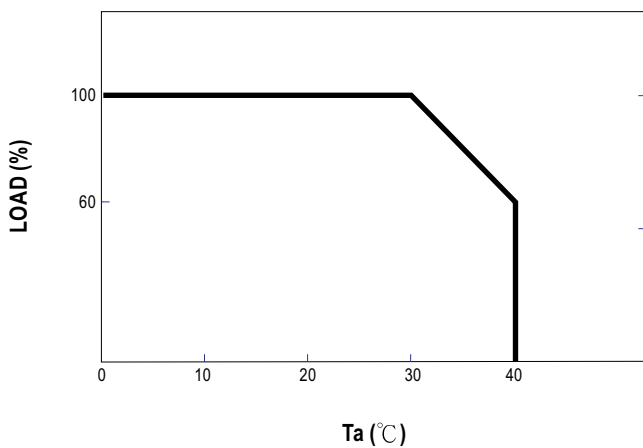


Plug Assignment

Standard plug: R1B (option)



Derating Curve



Static Characteristics

