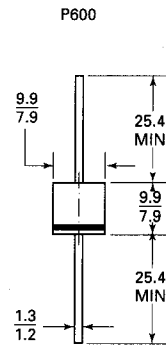


P600A...P600M PLASTIC SILICON RECTIFIERS

FEATURES

- * Low forward voltage
- * High current capability
- * Low leakage current
- * High surge capability
- * Low cost



VOLTAGE RANGE

50 to 1000 Volts

CURRENT

6.0 Amperes

Dimensions in mm

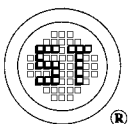
MAXIMUM RATINGS AND ELECTRICAL CHARACTERISTICS

Ratings at 25 °C ambient temperature unless otherwise specified.
Single phase, half wave, 60 Hz, resistive or inductive load.
For capacitive load, derate current by 20%.

	P600A	P600B	P600D	P600G	P600J	P600K	P600M	UNITS
Maximum Recurrent Peak Reverse Voltage	50	100	200	400	600	800	1000	V
Maximum RMS Voltage	35	70	140	280	420	560	700	V
Maximum DC Blocking Voltage	50	100	200	400	600	800	1000	V
Maximum Average Forward Rectified Current .375". 9.5mm Lead Length at $T_A = 60^\circ\text{C}$	6.0							A
Peak Forward Surge Current 8.3 ms single half sine-wave	350							A
Maximum Forward Voltage at 6.0A Peak	0.95							V
Maximum Reverse Current, Rated DC Blocking Voltage	10							μA
Maximum Full Load Reverse Current, Full Cycle Average. .375", (9.5mm) Lead Length at $T_A = 55^\circ\text{C}$	100							μA
Typical Junction Capacitance (NOTE 1)	60							pF
Operating and Storage Temperature Range	-65 to + 175							$^\circ\text{C}$

NOTES:

1 Measured at 1.0 MHz and applied reverse voltage of 4.0 V_{DC} .



SEMTECH ELECTRONICS LTD.

(wholly owned subsidiary of HONEY TECHNOLOGY LTD.)



P600A...P600M PLASTIC SILICON RECTIFIERS

Fig. 1 - TYPICAL FORWARD CHARACTERISTICS

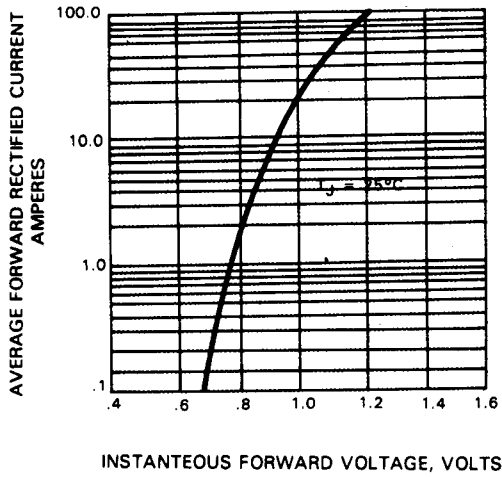


Fig. 2 - PEAK FORWARD SURGE CURRENT

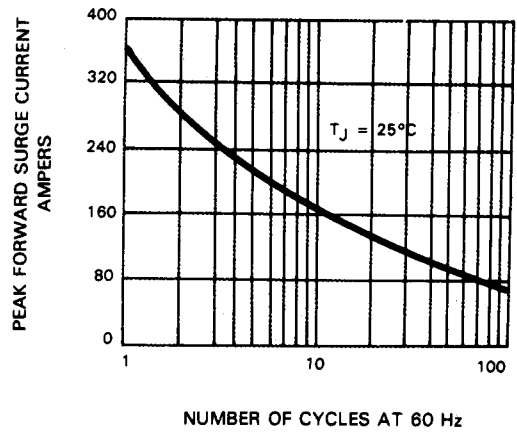


Fig. 3 - FORWARD CURRENT DERATING CURVE

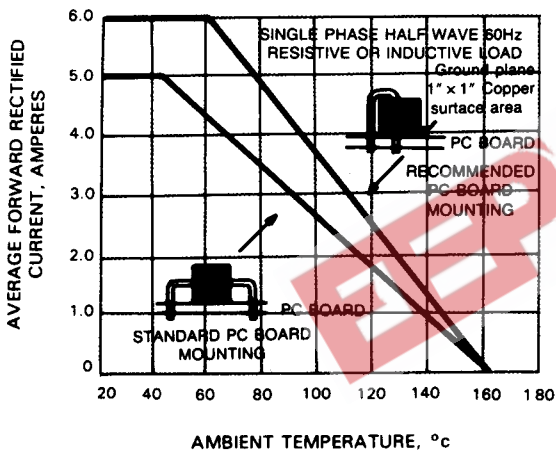
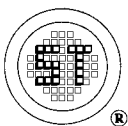



Fig. 4 - TYPICAL JUNCTION CAPACITANCE



SEMTECH ELECTRONICS LTD.

(wholly owned subsidiary of HONEY TECHNOLOGY LTD.)

