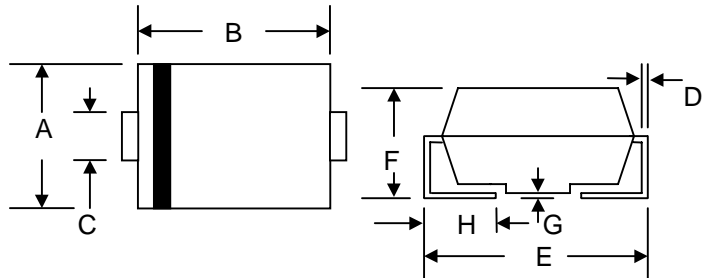


### Features

- Glass Passivated Die Construction
- 400W Peak Pulse Power Dissipation
- 180V – 220V Standoff Voltage
- Uni- and Bi-Directional Versions Available
- Excellent Clamping Capability
- Fast Response Time
- Plastic Case Material has UL Flammability Classification Rating 94V-O



### Mechanical Data

- Case: SMA/DO-214AC, Molded Plastic
- Terminals: Solder Plated, Solderable per MIL-STD-750, Method 2026
- Polarity: Cathode Band Except Bi-Directional
- Marking: Device Code
- Weight: 0.064 grams (approx.)
- **Lead Free: For RoHS / Lead Free Version, Add "-LF" Suffix to Part Number, See Page 5**

SMA/DO-214AC		
Dim	Min	Max
A	2.50	2.90
B	4.00	4.60
C	1.20	1.60
D	0.152	0.305
E	4.80	5.28
F	2.00	2.44
G	0.051	0.203
H	0.76	1.52
All Dimensions in mm		

"C" Suffix Designates Bi-directional Devices  
 "A" Suffix Designates 5% Tolerance Devices  
 No Suffix Designates 10% Tolerance Devices

### Maximum Ratings and Electrical Characteristics @ $T_A=25^\circ\text{C}$ unless otherwise specified

Characteristic	Symbol	Value	Unit
Peak Pulse Power Dissipation at $T_A = 25^\circ\text{C}$ (Note 1, 2, 5) Figure 3	PPPM	400 Minimum	W
Peak Forward Surge Current (Note 3)	IFSM	40	A
Peak Pulse Current on 10/1000 $\mu\text{s}$ Waveform (Note 1) Figure 4	IPPM	See Table 1	A
Steady State Power Dissipation (Note 4)	PM(AV)	1.0	W
Operating and Storage Temperature Range	$T_J, T_{STG}$	-55 to +150	$^\circ\text{C}$

- Note: 1. Non-repetitive current pulse per Figure 4 and derated above  $T_A = 25^\circ\text{C}$  per Figure 1.  
 2. Mounted on 5.0mm<sup>2</sup> copper pad to each terminal.  
 3. 8.3ms single half sine-wave duty cycle = 4 pulses per minutes maximum.  
 4. Lead temperature at 75 $^\circ\text{C}$ .  
 5. Peak pulse power waveform is 10/1000 $\mu\text{s}$ .



Fig. 1 Pulse Derating Curve

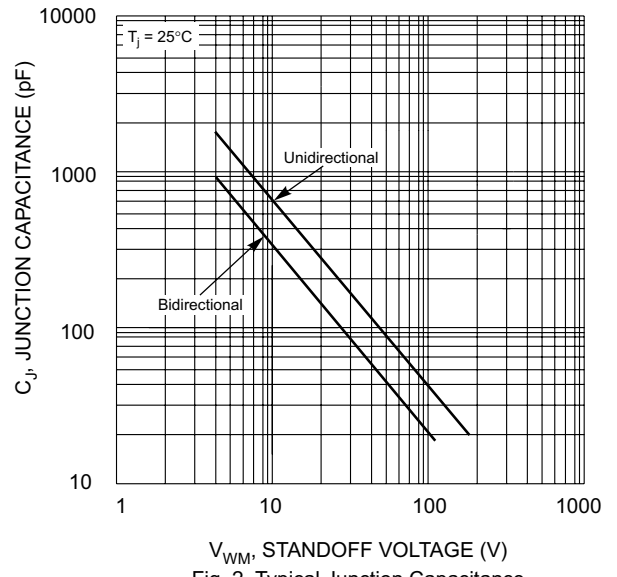


Fig. 2 Typical Junction Capacitance



Fig. 3 Pulse Rating Curve

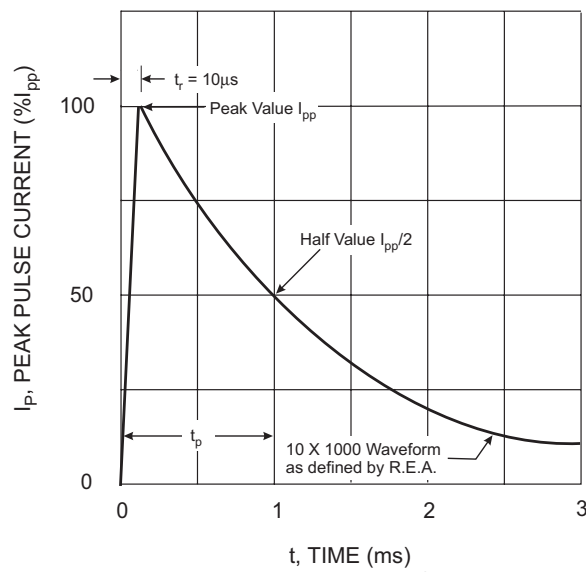



Fig. 4 Pulse Waveform

## UNI-DIRECTIONAL 400 WATT SURFACE MOUNT TVS

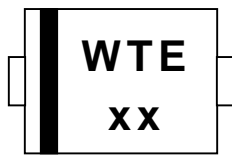
UNI-DIRECTIONAL PART NO.	DEVICE MARKING CODE	REVERSE STAND-OFF VOLTAGE VRWM (V)	BREAKDOWN VOLTAGE VBR (V) MIN. @IT	BREAKDOWN VOLTAGE VBR (V) MAX. @IT	TEST CURRENT IT (mA)	MAXIMUM CLAMPING VOLTAGE @Ipp Vc (V)	PEAK PULSE CURRENT Ipp (A)	REVERSE LEAKAGE @VRWM IR (uA)
P4SMAJ180	SS	180.00	198.00	253.80	1	322.0	1.2	1
P4SMAJ180A	ST	180.00	198.00	230.40	1	292.0	1.3	1
P4SMAJ190	SU	190.00	209.00	267.90	1	340.0	1.2	1
P4SMAJ190A	SV	190.00	209.00	243.20	1	308.0	1.3	1
P4SMAJ200	SW	200.00	220.00	282.00	1	358.0	1.1	1
P4SMAJ200A	SX	200.00	220.00	256.00	1	324.0	1.2	1
P4SMAJ210	SY	210.00	231.00	296.10	1	376.0	1.1	1
P4SMAJ210A	SZ	210.00	231.00	268.80	1	340.0	1.2	1
P4SMAJ220	GD	220.00	242.00	310.20	1	394.0	1.0	1
P4SMAJ220A	GE	220.00	242.00	281.60	1	356.0	1.1	1

## BI-DIRECTIONAL 400 WATT SURFACE MOUNT TVS

BI-DIRECTIONAL PART NO.	DEVICE MARKING CODE	REVERSE STAND-OFF VOLTAGE VRWM (V)	BREAKDOWN VOLTAGE VBR (V) MIN. @IT	BREAKDOWN VOLTAGE VBR (V) MAX. @IT	TEST CURRENT IT (mA)	MAXIMUM CLAMPING VOLTAGE @Ipp Vc (V)	PEAK PULSE CURRENT Ipp (A)	REVERSE LEAKAGE @VRWM IR (uA)
P4SMAJ180C	YS	180.00	198.00	253.80	1	322.0	1.2	1
P4SMAJ180CA	YT	180.00	198.00	230.40	1	292.0	1.3	1
P4SMAJ190C	YU	190.00	209.00	267.90	1	340.0	1.2	1
P4SMAJ190CA	YV	190.00	209.00	243.20	1	308.0	1.3	1
P4SMAJ200C	YW	200.00	220.00	282.00	1	358.0	1.1	1
P4SMAJ200CA	YX	200.00	220.00	256.00	1	324.0	1.2	1
P4SMAJ210C	YY	210.00	231.00	296.10	1	376.0	1.1	1
P4SMAJ210CA	YZ	210.00	231.00	268.80	1	340.0	1.2	1
P4SMAJ220C	ZD	220.00	242.00	310.20	1	394.0	1.0	1
P4SMAJ220CA	ZE	220.00	242.00	281.60	1	356.0	1.1	1

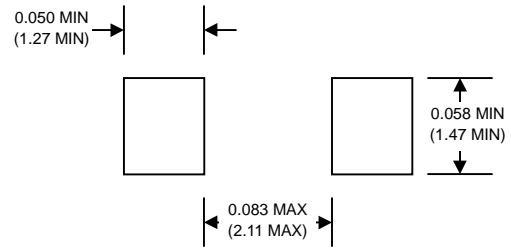

  
 電子產品世界  
 .com.cn

## MARKING INFORMATION



Cathode = Polarity Band Except Bi-Directional Types  
 WTE = Manufacturer's Logo  
 xx = Device Code, See Page 3

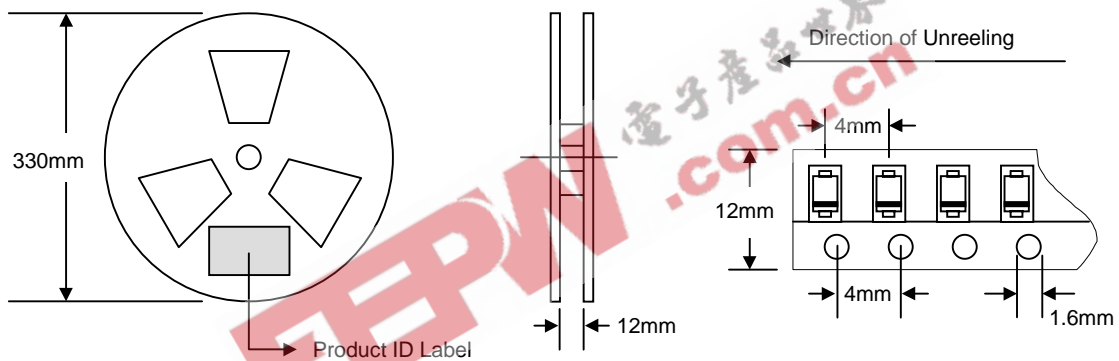
## RECOMMENDED FOOTPRINT



inches(mm)

## PACKAGING INFORMATION

### TAPE & REEL



Reel Diameter (mm)	Quantity (PCS)	Inner Box Size L x W x H (mm)	Quantity (PCS)	Carton Size L x W x H (mm)	Quantity (PCS)	Approx. Gross Weight (KG)
330	7,500	340 x 337 x 45	15,000	370 x 370 x 420	120,000	17.5

**Note:** 1. Paper reel, white or gray color.  
 2. Components are packed in accordance with EIA standard 481-1 and 481-2.

## ORDERING INFORMATION

Product No.	Package Type	Shipping Quantity
P4SMAJxx-T3	SMA	7500/Tape & Reel

1. Shipping quantity given is for minimum packing quantity only. For minimum order quantity, please consult the Sales Department.
2. **To order RoHS / Lead Free version, add "-LF" suffix to part number above. For example, P4SMAJ180-T3-LF.**

EEPW 电子產品世界  
.com.cn

Won-Top Electronics Co., Ltd (WTE) has checked all information carefully and believes it to be correct and accurate. However, WTE cannot assume any responsibility for inaccuracies. Furthermore, this information does not give the purchaser of semiconductor devices any license under patent rights to manufacturer. WTE reserves the right to change any or all information herein without further notice.

**WARNING:** DO NOT USE IN LIFE SUPPORT EQUIPMENT. WTE power semiconductor products are not authorized for use as critical components in life support devices or systems without the express written approval.

**Won-Top Electronics Co., Ltd.**

No. 44 Yu Kang North 3rd Road, Chine Chen Dist., Kaohsiung, Taiwan

**Phone:** 886-7-822-5408 or 886-7-822-5410

**Fax:** 886-7-822-5417

**Email:** sales@wontop.com

**Internet:** <http://www.wontop.com>

*We power your everyday.*