

P6 KE200...P6 KE440CA, P6 KE520C



Axial lead diode

Unidirectional and bidirectional Transient Voltage Suppressor diodes

P6 KE200...P6 KE440CA, P6 KE520C

Pulse Power Dissipation: 600 W

Maximum Stand-off voltage: 162 ... 423 V

Features

- Max. solder temperature: 260°C
- Plastic material has UL classification 94V-0
- For bidirectional types (suffix "C" or "CA"), electrical characteristics apply in both directions.
- The standard tolerance of the breakdown voltage for each type is $\pm 10\%$. Suffix "A" denotes a tolerance of $\pm 5\%$.

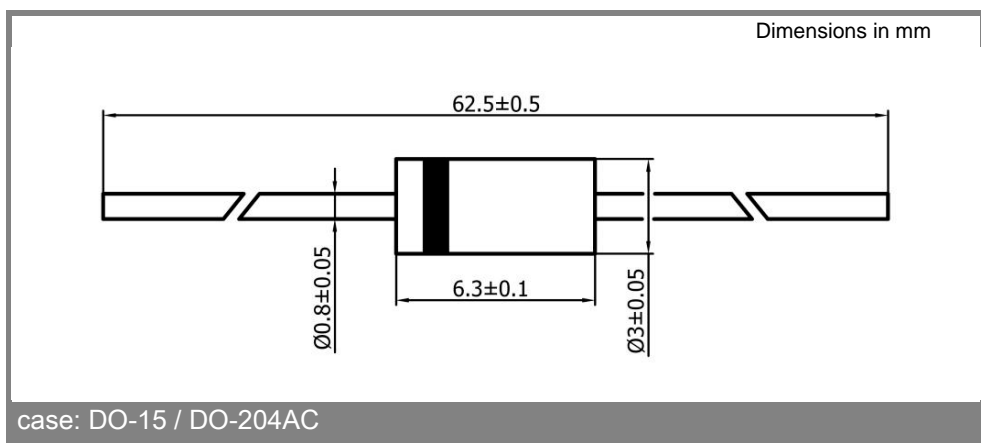
Mechanical Data

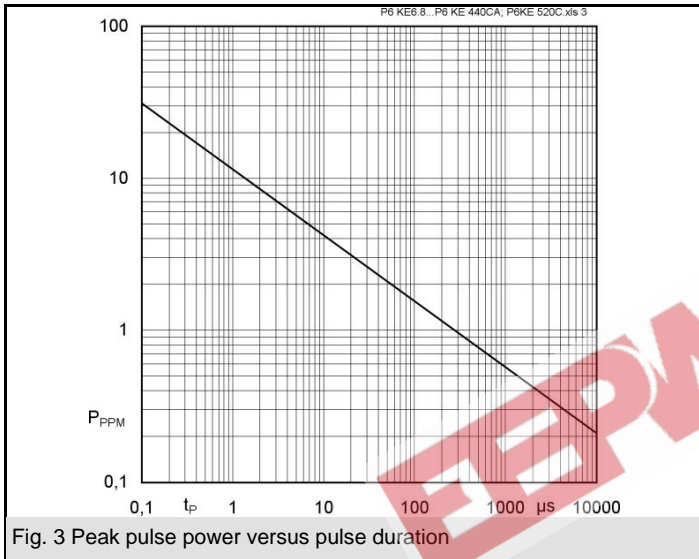
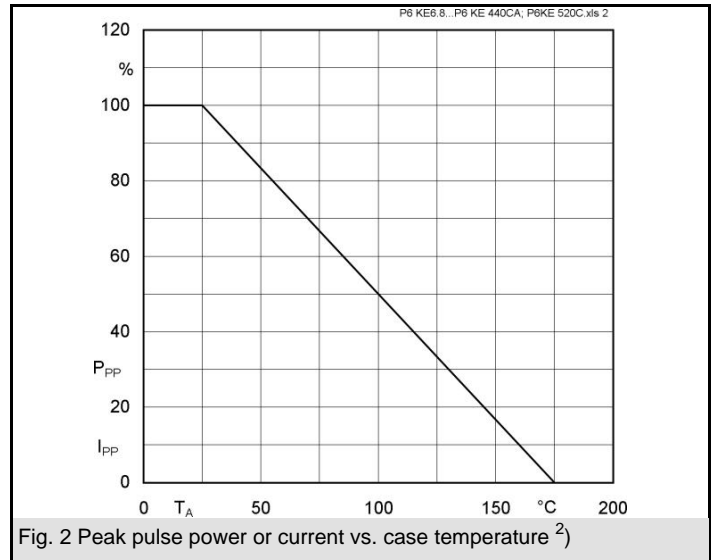
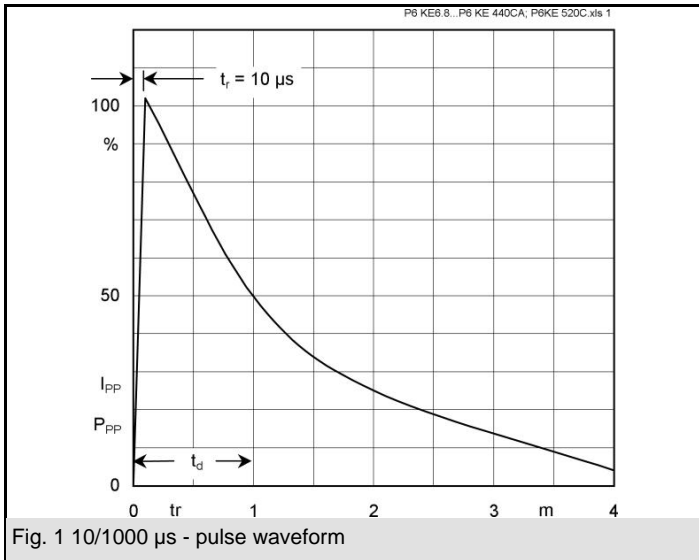
- Plastic case DO-15 / DO-204AC
- Weight approx.: 0,4 g
- Terminals: plated terminals solderable per MIL-STD-750
- Mounting position: any
- Standard packaging: 4000 per ammo

- 1) Non-repetitive current pulse see curve $I_{PPM} = f(t_r)$
- 2) Valid, if leads are kept at ambient temperature at a distance of 10 mm from case
- 3) Unidirectional diodes only

Absolute Maximum Ratings		$T_A = 25^\circ\text{C}$, unless otherwise specified	
Symbol	Conditions	Values	Units
P_{PPM}	Peak pulse power dissipation 10 / 1000 μs waveform ¹⁾ $T_a = 25^\circ\text{C}$	600	W
$P_{M(AV)}$	Steady state power dissipation ²⁾ , $T_a = 25^\circ\text{C}$	5	W
I_{FSM}	Peak forward surge current, 60 Hz half sine-wave ³⁾ $T_a = 25^\circ\text{C}$	100	A
R_{thA}	Max. thermal resistance junction to ambient ²⁾	30	K/W
R_{thT}	Max. thermal resistance junction to terminal	15	K/W
T_j	Operating junction temperature	- 50 ... + 175	$^\circ\text{C}$
T_s	Storage temperature	- 50 ... + 175	$^\circ\text{C}$
V_f	Max. instant. forw. voltage $I_f = 50\text{ A}$ ³⁾	$V_{BR} \leq 200\text{V}, V_F < 3,5$	V
		$V_{BR} > 200\text{V}, V_F < 5,0$	V

Type	Characteristics		Breakdown voltage@ I_T		Test current I_T mA	Max. clamping voltage@ I_{PPM}	
	Max stand-off voltage@ I_D V_{WM} V	I_D μA	min. V	max. V		V_C V	I_{PPM} A
P6KE200	162	5	180	220	1	287	2,1
P6KE200A	171	5	190	210	1	274	2,2
P6KE220	175	5	198	242	1	344	1,8
P6KE220A	185	5	209	231	1	328	1,9
P6KE250	202	5	225	275	1	360	1,7
P6KE250A	214	5	237	263	1	344	1,8
P6KE300	243	5	270	330	1	430	1,4
P6KE300A	256	5	285	315	1	414	1,5
P6KE350	284	5	315	385	1	504	1,2
P6KE350A	300	5	332	368	1	482	1,3
P6KE400	324	5	360	440	1	574	1
P6KE400A	342	5	380	420	1	548	1,1
P6KE440	356	5	396	484	1	631	0,99
P6KE440A	376	5	418	462	1	602	1,04
P6KE520C	423	5	470	570	1	745	0,81





电子产品世界
EEPW.com.cn