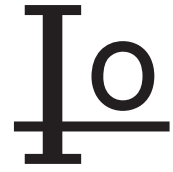


# P6KE SERIES

600 WATT PEAK POWER TRANSIENT VOLTAGE SUPPRESSORS



## FEATURES

- \* 600 Watts Surge Capability at 1ms
- \* Excellent clamping capability
- \* Low zener impedance
- \* Fast response time: Typically less than 1.0ps from 0 volt to BV min.
- \* Typical  $I_R$  less than  $1\mu A$  above 10V
- \* High temperature soldering guaranteed:  $260^\circ C$  / 10 seconds / .375"(9.5mm) lead length, 5lbs.(2.3kg) tension

## MECHANICAL DATA

- \* Case: Molded plastic
- \* Epoxy: UL 94V-0 rate flame retardant
- \* Lead: Axial leads, solderable per MIL-STD-202, method 208 guaranteed
- \* Polarity: Color band denotes cathode end
- \* Mounting position: Any
- \* Weight: 0.40 grams

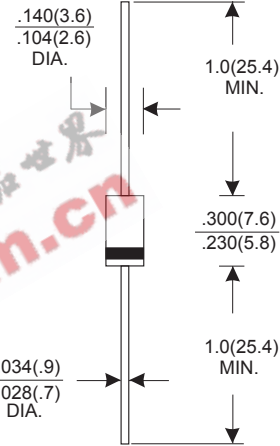
## VOLTAGE RANGE

6.8 to 440 Volts

600 Watts Peak Power

5.0 Watts Steady State

DO-15



Dimensions in inches and (millimeters)

## MAXIMUM RATINGS AND ELECTRICAL CHARACTERISTICS

Rating  $25^\circ C$  ambient temperature unless otherwise specified.  
Single phase half wave, 60Hz, resistive or inductive load.  
For capacitive load, derate current by 20%.

RATINGS	SYMBOL	VALUE	UNITS
Peak Power Dissipation at $T_A=25^\circ C$ , $T_P=1ms$ (NOTE 1)	$P_{PK}$	Minimum 600	Watts
Steady State Power Dissipation at $T_L=75^\circ C$ Lead Length .375"(9.5mm) (NOTE 2)	$P_D$	5.0	Watts
Peak Forward Surge Current at 8.3ms Single Half Sine-Wave superimposed on rated load (JEDEC method) (NOTE 3)	$I_{FSM}$	100	Amps
Operating and Storage Temperature Range	$T_J, T_{STG}$	-55 to +175	$^\circ C$

### NOTES:

1. Non-repetitive current pulse per Fig. 3 and derated above  $T_A=25^\circ C$  per Fig. 2.
2. Mounted on Copper Pad area of 1.6" X 1.6" (40mm X 40mm) per Fig.5.
3. 8.3ms single half sine-wave, duty cycle = 4 pulses per minute maximum.

## DEVICES FOR BIPOLAR APPLICATIONS

1. For Bidirectional use C or CA Suffix for types P6KE6.8 thru P6KE440.
2. Electrical characteristics apply in both directions.

# RATING AND CHARACTERISTIC CURVES (P6KE SERIES)

FIG.1-PEAK PULSE POWER DERATING CURVE



FIG.2-PULSE DERATING CURVE



FIG.3-PULSE WAVE FORM



FIG.4-TYPICAL JUNCTION CAPACITANCE




FIG.5-STEADY STATE POWER DERATING CURVE

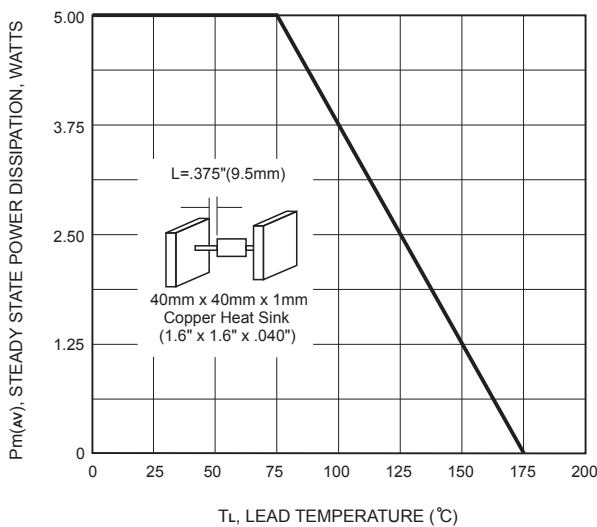
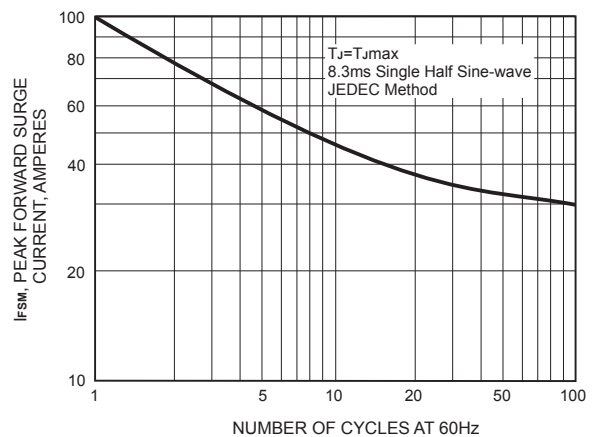


FIG.6-MAXIMUM NON-REPETITIVE PEAK FORWARD SURGE CURRENT, UNIDIRECTIONAL



## 600 Watt Axial Lead TVS

UNI DIRECTIONAL PART NUMBER	REVERSE STAND-OFF VOLTAGE VRWM (V)	BREAKDOWN VOLTAGE VBR (V) MIN. @IT	BREAKDOWN VOLTAGE VRB (V) MAX. @IT	TEST CURRENT IT (mA)	MAXIMUM CLAMPING VOLTAGE @Ipp Vc (V)	PEAK PULSE CURRENT Ipp (A)	REVERSE LEAKAGE @ VRWM IR (μA)
P6KE6.8	5.50	6.12	7.48	10	10.8	56.0	1000
P6KE6.8A	5.80	6.45	7.14	10	10.5	57.0	1000
P6KE7.5	6.05	6.75	8.25	10	11.7	51.0	500
P6KE7.5A	6.40	7.13	7.88	10	11.3	53.0	500
P6KE8.2	6.63	7.38	9.02	10	12.5	48.0	200
P6KE8.2A	7.02	7.79	8.61	10	12.1	50.0	200
P6KE9.1	7.37	8.19	10.00	1	13.8	44.0	50
P6KE9.1A	7.78	8.65	9.50	1	13.4	45.0	50
P6KE10	8.10	9.00	11.00	1	15.0	40.0	10
P6KE10A	8.55	9.50	10.50	1	14.5	41.0	10
P6KE11	8.92	9.90	12.10	1	16.2	37.0	5
P6KE11A	9.40	10.50	11.60	1	15.6	38.0	5
P6KE12	9.72	10.80	13.20	1	17.3	35.0	5
P6KE12A	10.20	11.40	12.60	1	16.7	36.0	5
P6KE13	10.50	11.70	14.30	1	19.0	32.0	5
P4KE13A	11.10	12.40	13.70	1	18.2	33.0	5
P6KE15	12.10	13.50	16.50	1	22.0	27.0	5
P6KE15A	12.80	14.30	15.80	1	21.2	28.0	5
P6KE16	12.90	14.40	17.60	1	23.5	26.0	5
P6KE16A	13.60	15.20	16.80	1	22.5	27.0	5
P6KE18	14.50	16.20	19.80	1	26.5	23.0	5
P6KE18A	15.30	17.10	18.90	1	25.2	24.0	5
P6KE20	16.20	18.00	22.00	1	29.1	21.0	5
P6KE20A	17.10	19.00	21.00	1	27.7	22.0	5
P6KE22	17.80	19.80	24.20	1	31.9	19.0	5
P6KE22A	18.80	20.90	23.10	1	30.6	20.0	5
P6KE24	19.40	21.60	26.40	1	34.7	17.0	5
P6KE24A	20.50	22.80	25.20	1	33.2	18.0	5
P6KE27	21.80	24.30	29.70	1	39.1	15.0	5
P6KE27A	23.10	25.70	28.40	1	37.5	16.0	5
P6KE30	24.30	27.00	33.00	1	43.5	14.0	5
P6KE30A	25.60	28.50	31.50	1	41.4	14.4	5
P6KE33	26.80	29.70	36.30	1	47.7	12.6	5
P6KE33A	28.20	31.40	34.70	1	45.7	13.2	5
P6KE36	29.10	32.40	39.60	1	52.0	11.6	5
P6KE36A	30.80	34.20	37.80	1	49.9	12.0	5
P6KE39	31.60	35.10	42.90	1	56.4	10.6	5
P6KE39A	33.30	37.10	41.00	1	53.9	11.2	5
P6KE43	34.80	38.70	47.30	1	61.9	9.6	5
P6KE43A	36.80	40.90	45.20	1	59.3	10.1	5
P6KE47	38.10	42.30	51.70	1	67.8	8.9	5
P6KE47A	40.20	44.70	49.40	1	64.8	9.3	5
P6KE51	41.30	45.90	56.10	1	73.5	8.2	5
P6KE51A	43.60	48.50	53.60	1	70.1	8.6	5
P6KE56	45.40	50.40	61.60	1	80.5	7.4	5
P6KE56A	47.80	53.20	58.80	1	77.0	7.8	5
P6KE62	50.20	55.80	68.20	1	89.0	6.8	5
P6KE62A	53.00	58.90	65.10	1	85.0	7.1	5
P6KE68	55.10	61.20	74.80	1	98.0	6.1	5
P6KE68A	58.10	64.60	71.40	1	92.0	6.5	5
P6KE75	60.70	67.50	82.50	1	108.0	5.5	5
P6KE75A	64.10	71.30	78.80	1	103.0	5.8	5

# 600 Watt Axial Lead TVS

UNI DIRECTIONAL PART NUMBER	REVERSE STAND-OFF VOLTAGE VRWM (V)	BREAKDOWN VOLTAGE VBR (V) MIN. @IT	BREAKDOWN VOLTAGE VRB (V) MAX. @IT	TEST CURRENT IT (mA)	MAXIMUM CLAMPING VOLTAGE @Ipp Vc (V)	PEAK PULSE CURRENT Ipp (A)	REVERSE LEAKAGE @ VRWM IR(μA)
P6KE82	66.40	73.80	90.20	1	118.0	5.2	5
P6KE82A	70.10	77.90	86.10	1	113.0	5.4	5
P6KE91	73.70	81.90	100.00	1	131.0	4.7	5
P6KE91A	77.80	86.50	95.50	1	125.0	4.9	5
P6KE100	81.00	90.00	110.00	1	144.0	4.2	5
P6KE100A	85.50	95.00	105.00	1	137.0	4.5	5
P6KE110	89.20	99.00	121.00	1	158.0	3.9	5
P6KE110A	94.00	105.00	116.00	1	152.0	4.0	5
P6KE120	97.20	108.00	132.00	1	173.0	3.5	5
P6KE120A	102.00	114.00	126.00	1	165.0	3.7	5
P6KE130	105.00	117.00	143.00	1	187.0	3.3	5
P6KE130A	111.00	124.00	137.00	1	179.0	3.4	5
P6KE150	121.00	135.00	165.00	1	215.0	2.8	5
P6KE150A	128.00	143.00	158.00	1	207.0	2.9	5
P6KE160	130.00	144.00	176.00	1	230.0	2.7	5
P6KE160A	136.00	152.00	168.00	1	219.0	2.8	5
P6KE170	138.00	153.00	187.00	1	244.0	2.5	5
P6KE170A	145.00	162.00	179.00	1	234.0	2.6	5
P6KE180	146.00	162.00	198.00	1	258.0	2.4	5
P6KE180A	154.00	171.00	189.00	1	246.0	2.5	5
P6KE200	162.00	180.00	220.00	1	287.0	2.1	5
P6KE200A	171.00	190.00	210.00	1	274.0	2.2	5
P6KE220	175.00	198.00	242.00	1	344.0	1.8	5
P6KE220A	185.00	209.00	231.00	1	328.0	1.9	5
P6KE250	202.00	225.00	275.00	1	360.0	1.7	5
P6KE250A	214.00	237.00	263.00	1	344.0	1.8	5
P6KE300	243.00	270.00	330.00	1	430.0	1.4	5
P6KE300A	256.00	285.00	315.00	1	414.0	1.5	5
P6KE350	284.00	315.00	385.00	1	504.0	1.2	5
P6KE350A	300.00	332.00	368.00	1	482.0	1.3	5
P6KE400	324.00	360.00	440.00	1	574.0	1.1	5
P6KE400A	342.00	380.00	420.00	1	548.0	1.1	5
P6KE440	356.00	396.00	484.00	1	631.0	1.0	5
P6KE440A	376.00	418.00	462.00	1	600.0	1.0	5