

**Type: P-7SBJ/F M, P-7SBJ/AM, P-7SBJ/SW, P-7SBJ/MW**

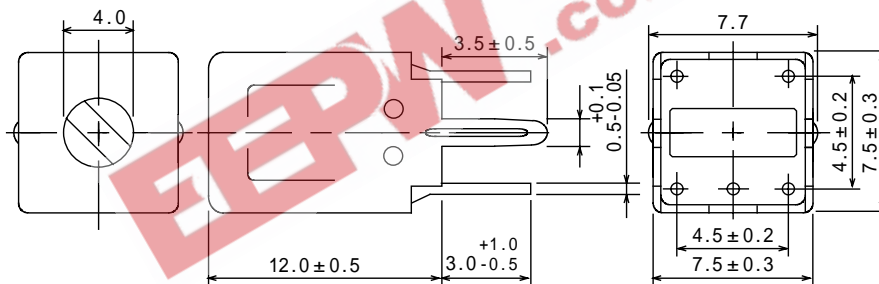
### Product Description

- 7.8 × 7.8mm Max.(L × W), 12.5mm Max. Height.
- Inductance:1~680μH.
- Operating frequency:20MHz Max.
- In addition to the reference versions of parameters shown here, custom designs are available to meet your exact requirements

### Feature

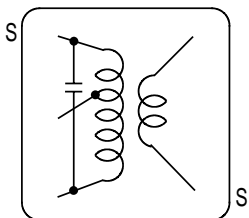
- Variable shielded type.
- FM, AM,SW,MW types are available.
- Internally assembled condenser is available.
- Ideally used in Radio(FM, AM,SW,MW),TV. Transceiver
- RoHS Compliance

### Dimensions (mm)



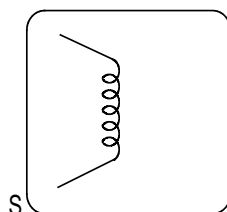
- \* Dimension does not include solder used on coil.
- \* Pin pitch shall be measured at the root of terminal.

### Connection (Bottom View)

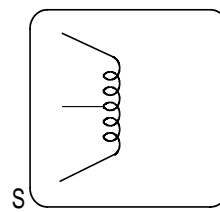


P-7SBJ/FW,P-7SBJ /AW

“S” is winding start



P-7SBJ /SW



P-7SBJ /MW

**Type: P-7SBJ/F M, P-7SBJ/AM, P-7SBJ/SW, P-7SBJ/MW**
**Specification (P-7SBJ/FM) (Part No.: S0995568)**

Item	( 1 - 3 )	Measuring Conditions
Frequency	10.7MHz±2% Variable	
Tuning Capacity(Int.)	56 pF±5%	
Unloaded Qu	55 Min.	10.7MHz

**Specification( P-7SBJ/AM) (Part No.:S0995566)**

Item	( 1 - 3 )	Measuring Conditions
Frequency	4 5 5 kHz± 3% Variable	
Tuning Capacity(Int.)	330 pF± 1 0%	
Unloaded Qu	60 Min.	4 5 5 kHz

**Specification (P-7SBJ /SW) (Part No.:S0995584)**

Item	( 1 - 3 )	Measuring Condition
Inductance	4.2 μ H± 5% Variable	7.96MHz
Unloaded Qu	105 ± 12% Within	7.96MHz

**Specification (P-7SBJ /MW) (Part No.: S193018)**

Item	( 1 - 3 )	Measuring Condition
Inductance	268 μ H ± 8% Variable	7 9 6 KHz
Unloaded Qu	93 Min.	7 9 6 KHz