

P6KE SERIES

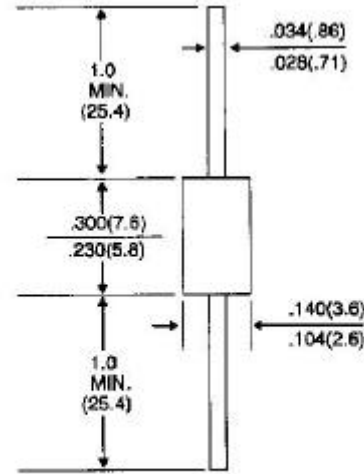
GLASS PASSIVATED JUNCTION TRANSIENT VOLTAGE SUPPRESSOR

VOLTAGE - 6.8 TO 440 Volts 600Watt Peak Power 5.0 Watt Steady State

FEATURES

- Plastic package has Underwriters Laboratory Flammability Classification 94V-O
- Glass passivated chip junction in DO-15 package
- 600W surge capability at 1ms
- Excellent clamping capability
- Low zener impedance
- Fast response time: typically less than 1.0 ps from 0 volts to BV min
- Typical I_R less than 1 A above 10V
- High temperature soldering guaranteed: 260 /10 seconds/.375", (9.5mm) lead length/5lbs., (2.3kg) tension

DO-15



Dimensions in inches and (millimeters)

MECHANICAL DATA

Case: JEDEC DO-15 molded plastic
 Terminals: Axial leads, solderable per MIL-STD-202, Method 208
 Polarity: Color band denoted cathode except Bipolar
 Mounting Position: Any
 Weight: 0.015 ounce, 0.4 gram

DEVICES FOR BIPOLAR APPLICATIONS

For Bidirectional use C or CA Suffix for types P6KE6.8 thru types P6KE440
 Electrical characteristics apply in both directions.

MAXIMUM RATINGS AND CHARACTERISTICS

Ratings at 25 ambient temperature unless otherwise specified.
 Single phase, half wave, 60Hz, resistive or inductive load.
 For capacitive load, derate current by 20%.

RATING	SYMBOL	VALUE	UNITS
Peak Power Dissipation at $T_A=25$, $T_P=1ms$ (Note 1)	P_{PK}	Minimum 600	Watts
Steady State Power Dissipation at $T_L=75$ Lead Lengths .375", (9.5mm) (Note 2)	PD	5.0	Watts
Peak Forward Surge Current, 8.3ms Single Half Sine-Wave Superimposed on Rated Load(JECED Method) (Note 3)	I_{FSM}	100	Amps
Operating and Storage Temperature Range	T_J, T_{STG}	-65 to +175	

NOTES:

1. Non-repetitive current pulse, per Fig. 3 and derated above $T_A=25$ per Fig. 2.
2. Mounted on Copper Leaf area of $1.57\text{in}^2 (40\text{mm}^2)$.
3. 8.3ms single half sine-wave, duty cycle= 4 pulses per minutes maximum.

RATING AND CHARACTERISTIC CURVES

P6KE SERIES



Fig. 1-PEAK PULSE POWER RATING CURVE

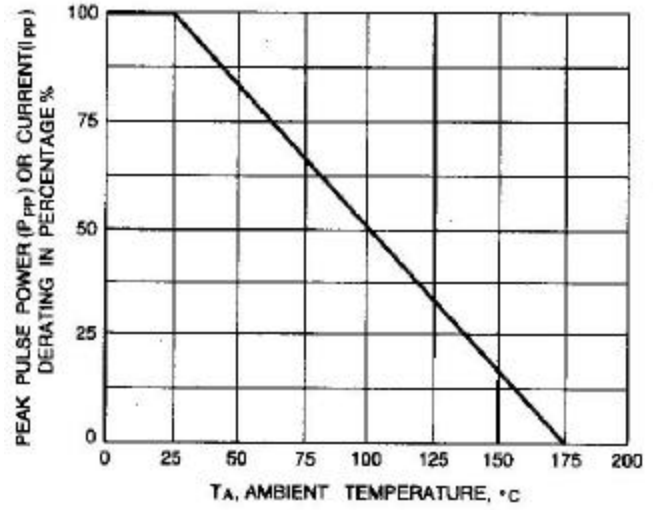


Fig. 2-PULSE DERATING CURVE

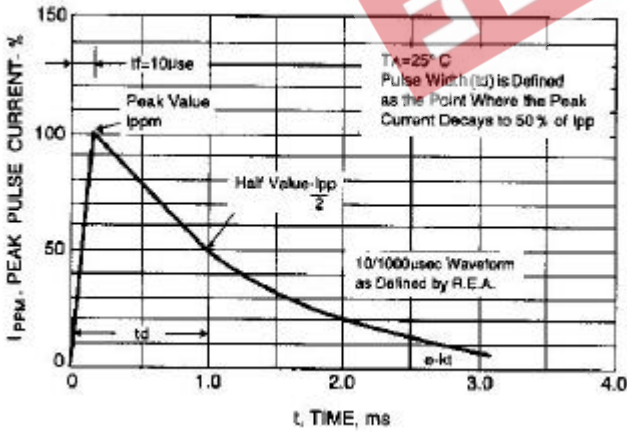


Fig. 3-PULSE WAVEFORM

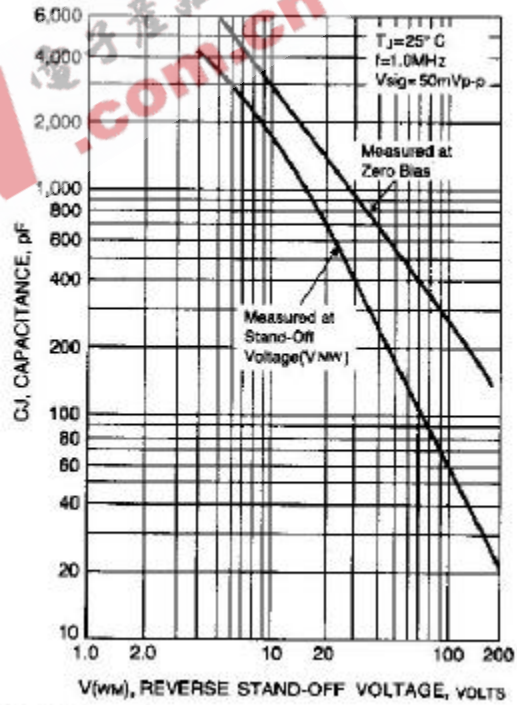


Fig. 4-TYPICAL JUNCTION CAPACITANCE UNIDIRECTIONAL

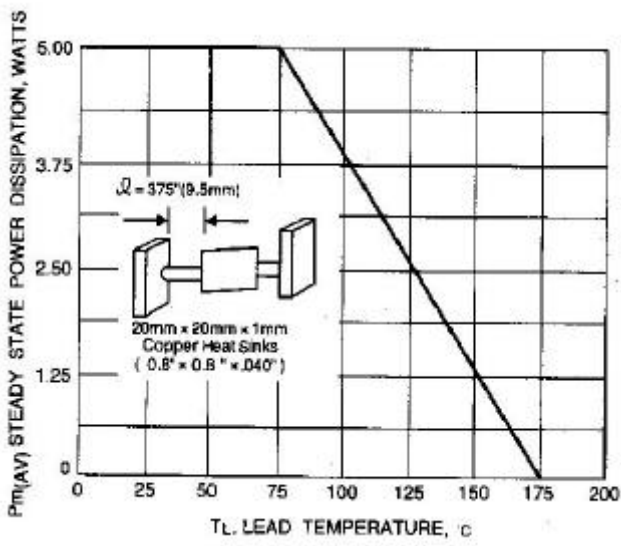


Fig. 5-STEADY STATE POWER DERATING CURVE

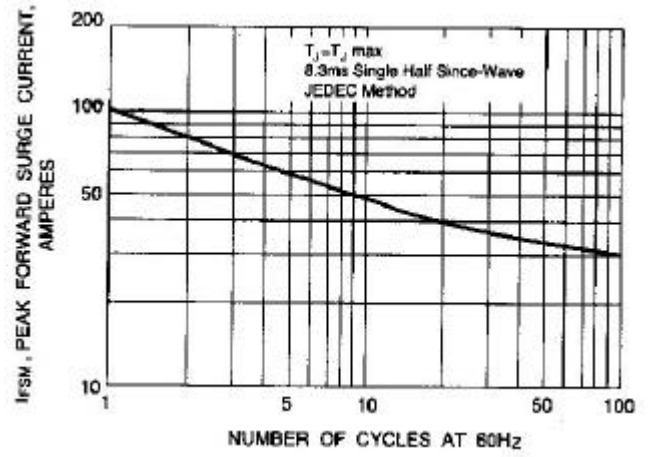


Fig. 6-MAXIMUM NON-REPETITIVE PEAK FORWARD SURGE CURRENT UNIDIRECTIONAL

UNI-DIRECTIONAL 600 Watt Axial Lead TVS

UNI-DIRECTIONAL PART NUMBER	REVERSE STAND-OFF VOLTAGE VRWM (V)	BREAKDOWN VOLTAGE VBR (V) MIN. @IT	BREAKDOWN VOLTAGE VBR (V) MAX. @IT	TEST CURRENT IT (mA)	MAXIMUM CLAMPING VOLTAGE @I _{PP} VC (V)	PEAK PULSE CURRENT I _{PP} (A)	REVERSE LEAKAGE @VRWM IR (uA)
P6KE6.8	5.50	6.12	7.48	10	10.8	56.0	1000
P6KE6.8A	5.80	6.45	7.14	10	10.5	57.0	1000
P6KE7.5	6.05	6.75	8.25	10	11.7	51.0	500
P6KE7.5A	6.40	7.13	7.88	10	11.3	53.0	500
P6KE8.2	6.63	7.38	9.02	10	12.5	48.0	200
P6KE8.2A	7.02	7.79	8.61	10	12.1	50.0	200
P6KE9.1	7.37	8.19	10.00	1	13.8	44.0	50
P6KE9.1A	7.78	8.65	9.50	1	13.4	45.0	50
P6KE10	8.10	9.00	11.00	1	15.0	40.0	10
P6KE10A	8.55	9.50	10.50	1	14.5	41.0	10
P6KE11	8.92	9.90	12.10	1	16.2	37.0	5
P6KE11A	9.40	10.50	11.60	1	15.6	38.0	5
P6KE12	9.72	10.80	13.20	1	17.3	35.0	5
P6KE12A	10.20	11.40	12.60	1	16.7	36.0	5
P6KE13	10.50	11.70	14.30	1	19.0	32.0	5
P6KE13A	11.10	12.40	13.70	1	18.2	33.0	5
P6KE15	12.10	13.50	16.50	1	22.0	27.0	5
P6KE15A	12.80	14.30	15.80	1	21.2	28.0	5
P6KE16	12.90	14.40	17.60	1	23.5	26.0	5
P6KE16A	13.60	15.20	16.80	1	22.5	27.0	5
P6KE18	14.50	16.20	19.80	1	26.5	23.0	5
P6KE18A	15.30	17.10	18.90	1	25.2	24.0	5
P6KE20	16.20	18.00	22.00	1	29.1	21.0	5
P6KE20A	17.10	19.00	21.00	1	27.7	22.0	5
P6KE22	17.80	19.80	24.20	1	31.9	19.0	5
P6KE22A	18.80	20.90	23.10	1	30.6	20.0	5
P6KE24	19.40	21.60	26.40	1	34.7	17.0	5
P6KE24A	20.50	22.80	25.20	1	33.2	18.0	5
P6KE27	21.80	24.30	29.70	1	39.1	15.0	5
P6KE27A	23.10	25.70	28.40	1	37.5	16.0	5
P6KE30	24.30	27.00	33.00	1	43.5	14.0	5
P6KE30A	25.60	28.50	31.50	1	41.4	14.4	5
P6KE33	26.80	29.70	36.30	1	47.7	12.6	5
P6KE33A	28.20	31.40	34.70	1	45.7	13.2	5
P6KE36	29.10	32.40	39.60	1	52.0	11.6	5
P6KE36A	30.80	34.20	37.80	1	49.9	12.0	5
P6KE39	31.60	35.10	42.90	1	56.4	10.6	5
P6KE39A	33.30	37.10	41.00	1	53.9	11.2	5
P6KE43	34.80	38.70	47.30	1	61.9	9.6	5
P6KE43A	36.80	40.90	45.20	1	59.3	10.1	5
P6KE47	38.10	42.30	51.70	1	67.8	8.9	5
P6KE47A	40.20	44.70	49.40	1	64.8	9.3	5
P6KE51	41.30	45.90	56.10	1	73.5	8.2	5
P6KE51A	43.60	48.50	53.60	1	70.1	8.6	5
P6KE56	45.60	50.40	61.60	1	80.5	7.4	5
P6KE56A	47.80	53.20	58.80	1	77.0	7.8	5

P6KE62	50.20	55.80	68.20	1	89.0	6.8	5
P6KE62A	53.00	58.90	65.10	1	85.0	7.1	5
P6KE68	55.10	61.20	74.80	1	98.0	6.1	5
P6KE68A	58.10	64.60	71.40	1	92.0	6.5	5
P6KE75	60.70	67.50	82.50	1	108.0	5.5	5
P6KE75A	64.10	71.30	78.80	1	103.0	5.8	5
P6KE82	66.40	73.80	90.20	1	118.0	5.1	5
P6KE82A	70.10	77.90	86.10	1	113.0	5.3	5
P6KE91	73.70	81.90	100.00	1	131.0	4.5	5
P6KE91A	77.80	86.50	95.50	1	125.0	4.8	5
P6KE100	81.00	90.00	110.00	1	144.0	4.2	5
P6KE100A	85.50	95.00	105.00	1	137.0	4.4	5
P6KE110	89.20	99.00	121.00	1	158.0	3.8	5
P6KE110A	94.00	105.00	116.00	1	152.0	4.0	5
P6KE120	97.20	108.00	132.00	1	173.0	3.5	5
P6KE120A	102.00	114.00	126.00	1	165.0	3.6	5
P6KE130	105.00	117.00	143.00	1	187.0	3.2	5
P6KE130A	111.00	124.00	137.00	1	179.0	3.3	5
P6KE150	121.00	135.00	165.00	1	215.0	2.8	5
P6KE150A	128.00	143.00	158.00	1	207.0	2.9	5
P6KE160	130.00	144.00	176.00	1	230.0	2.6	5
P6KE160A	136.00	152.00	168.00	1	219.0	2.7	5

UNI-DIRECTIONAL 600 Watt Axial Lead TVS

UNI-DIRECTIONAL PART NUMBER	REVERSE STAND-OFF VOLTAGE VRWM (V)	BREAKDOWN VOLTAGE VBR (V) MIN. @IT	BREAKDOWN VOLTAGE VBR (V) MAX. @IT	TEST CURRENT IT (mA)	MAXIMUM CLAMPING VOLTAGE @I _{PP} VC (V)	PEAK PULSE CURRENT I _{PP} (A)	REVERSE LEAKAGE @VRWM IR (uA)
P6KE170	138.00	153.00	187.00	1	244.0	2.5	5
P6KE170A	145.00	162.00	179.00	1	234.0	2.6	5
P6KE180	146.00	162.00	198.00	1	258.0	2.3	5
P6KE180A	154.00	171.00	189.00	1	246.0	2.4	5
P6KE200	162.00	180.00	220.00	1	287.0	2.1	5
P6KE200A	171.00	190.00	210.00	1	274.0	2.2	5
P6KE220	175.00	198.00	242.00	1	344.0	1.8	5
P6KE220A	185.00	209.00	231.00	1	328.0	1.9	5
P6KE250	202.00	225.00	275.00	1	360.0	1.7	5
P6KE250A	214.00	237.00	263.00	1	344.0	1.8	5
P6KE300	243.00	270.00	330.00	1	430.0	1.4	5
P6KE300A	256.00	285.00	315.00	1	414.0	1.5	5
P6KE350	284.00	315.00	385.00	1	504.0	1.2	5
P6KE350A	300.00	332.00	368.00	1	482.0	1.3	5
P6KE400	324.00	360.00	440.00	1	574.0	1.05	5
P6KE400A	342.00	380.00	420.00	1	548.0	1.10	5
P6KE440	356.00	396.00	484.00	1	631.0	0.99	5
P6KE440A	376.00	418.00	462.00	1	600.0	1.04	5

BI-DIRECTIONAL 600 Watt Axial Lead TVS

BI-DIRECTIONAL PART NUMBER	REVERSE STAND-OFF VOLTAGE VRWM (V)	BREAKDOWN VOLTAGE VBR (V) MIN. @IT	BREAKDOWN VOLTAGE VBR (V) MAX. @IT	TEST CURRENT IT (mA)	MAXIMUM CLAMPING VOLTAGE @I _{PP} VC (V)	PEAK PULSE CURRENT I _{PP} (A)	REVERSE LEAKAGE @VRWM IR (uA)
P6KE6.8C	5.50	6.12	7.48	10	10.8	56.0	2000
P6KE6.8CA	5.80	6.45	7.14	10	10.5	57.0	2000
P6KE7.5C	6.05	6.75	8.25	10	11.7	51.0	1000
P6KE7.5CA	6.40	7.13	7.88	10	11.3	53.0	1000
P6KE8.2C	6.63	7.38	9.02	10	12.5	48.0	400
P6KE8.2CA	7.02	7.79	8.61	10	12.1	50.0	400
P6KE9.1C	7.37	8.19	10.00	1	13.8	44.0	100
P6KE9.1CA	7.78	8.65	9.50	1	13.4	45.0	100
P6KE10C	8.10	9.00	11.00	1	15.0	40.0	20
P6KE10CA	8.55	9.50	10.50	1	14.5	41.0	20
P6KE11C	8.92	9.90	12.10	1	16.2	37.0	10
P6KE11CA	9.40	10.50	11.60	1	15.6	38.0	10
P6KE12C	9.72	10.80	13.20	1	17.3	35.0	5
P6KE12CA	10.20	11.40	12.60	1	16.7	36.0	5
P6KE13C	10.50	11.70	14.30	1	19.0	32.0	5
P6KE13CA	11.10	12.40	13.70	1	18.2	33.0	5
P6KE15C	12.10	13.50	16.50	1	22.0	27.0	5
P6KE15CA	12.80	14.30	15.80	1	21.2	28.0	5
P6KE16C	12.90	14.40	17.60	1	23.5	26.0	5
P6KE16CA	13.60	15.20	16.80	1	22.5	27.0	5
P6KE18C	14.50	16.20	19.80	1	26.5	23.0	5
P6KE18CA	15.30	17.10	18.90	1	25.2	24.0	5
P6KE20C	16.20	18.00	22.00	1	29.1	21.0	5
P6KE20CA	17.10	19.00	21.00	1	27.7	22.0	5

P6KE22C	17.80	19.80	24.20	1	31.9	19.0	5
P6KE22CA	18.80	20.90	23.10	1	30.6	20.0	5
P6KE24C	19.40	21.60	26.40	1	34.7	17.0	5
P6KE24CA	20.50	22.80	25.20	1	33.2	18.0	5
P6KE27C	21.80	24.30	29.70	1	39.1	15.0	5
P6KE27CA	23.10	25.70	28.40	1	37.5	16.0	5
P6KE30C	24.30	27.00	33.00	1	43.5	14.0	5
P6KE30CA	25.60	28.50	31.50	1	41.4	14.4	5
P6KE33C	26.80	29.70	36.30	1	47.7	12.6	5
P6KE33CA	28.20	31.40	34.70	1	45.7	13.2	5
P6KE36C	29.10	32.40	39.60	1	52.0	11.6	5
P6KE36CA	30.80	34.20	37.80	1	49.9	12.0	5
P6KE39C	31.60	35.10	42.90	1	56.4	10.6	5
P6KE39CA	33.30	37.10	41.00	1	53.9	11.2	5
P6KE43C	34.80	38.70	47.30	1	61.9	9.6	5
P6KE43CA	36.80	40.90	45.20	1	59.3	10.1	5
P6KE47C	38.10	42.30	51.70	1	67.8	8.9	5
P6KE47CA	40.20	44.70	49.40	1	64.8	9.3	5
P6KE51C	41.30	45.90	56.10	1	73.5	8.2	5
P6KE51CA	43.60	48.50	53.60	1	70.1	8.6	5
P6KE56C	45.60	50.40	61.60	1	80.5	7.4	5
P6KE56CA	47.80	53.20	58.80	1	77.0	7.8	5
P6KE62C	50.20	55.80	68.20	1	89.0	6.8	5
P6KE62CA	53.00	58.90	65.10	1	85.0	7.1	5
P6KE68C	55.10	61.20	74.80	1	98.0	6.1	5
P6KE68CA	58.10	64.60	71.40	1	92.0	6.5	5
P6KE75C	60.70	67.50	82.50	1	108.0	5.5	5
P6KE75CA	64.10	71.30	78.80	1	103.0	5.8	5
P6KE82C	66.40	73.80	90.20	1	118.0	5.1	5
P6KE82CA	70.10	77.90	86.10	1	113.0	5.3	5
P6KE91C	73.70	81.90	100.00	1	131.0	4.5	5
P6KE91CA	77.80	86.50	95.50	1	125.0	4.8	5
P6KE100C	81.00	90.00	110.00	1	144.0	4.2	5
P6KE100CA	85.50	95.00	105.00	1	137.0	4.4	5
P6KE110C	89.20	99.00	121.00	1	158.0	3.8	5
P6KE110CA	94.00	105.00	116.00	1	152.0	4.0	5
P6KE120C	97.20	108.00	132.00	1	173.0	3.5	5
P6KE120CA	102.00	114.00	126.00	1	165.0	3.6	5
P6KE130C	105.00	117.00	143.00	1	187.0	3.2	5
P6KE130CA	111.00	124.00	137.00	1	179.0	3.3	5
P6KE150C	121.00	135.00	165.00	1	215.0	2.8	5
P6KE150CA	128.00	143.00	158.00	1	207.0	2.9	5
P6KE160C	130.00	144.00	176.00	1	230.0	2.6	5
P6KE160CA	136.00	152.00	168.00	1	219.0	2.7	5

BI-DIRECTIONAL 600 Watt Axial Lead TVS

BI-DIRECTIONAL PART NUMBER	REVERSE STAND-OFF VOLTAGE VRWM (V)	BREAKDOWN VOLTAGE VBR (V) MIN. @IT	BREAKDOWN VOLTAGE VBR (V) MAX. @IT	TEST CURRENT IT (mA)	MAXIMUM CLAMPING VOLTAGE @I _{PP} VC (V)	PEAK PULSE CURRENT I _{PP} (A)	REVERSE LEAKAGE @VRWM IR (uA)
P6KE170C	138.00	153.00	187.00	1	244.0	2.5	5
P6KE170CA	145.00	162.00	179.00	1	234.0	2.6	5
P6KE180C	146.00	162.00	198.00	1	258.0	2.3	5
P6KE180CA	154.00	171.00	189.00	1	246.0	2.4	5
P6KE200C	162.00	180.00	220.00	1	287.0	2.1	5
P6KE200CA	171.00	190.00	210.00	1	274.0	2.2	5
P6KE220C	175.00	198.00	242.00	1	344.0	1.8	5
P6KE220CA	185.00	209.00	231.00	1	328.0	1.9	5
P6KE250C	202.00	225.00	275.00	1	360.0	1.7	5
P6KE250CA	214.00	237.00	263.00	1	344.0	1.8	5
P6KE300C	243.00	270.00	330.00	1	430.0	1.4	5
P6KE300CA	256.00	285.00	315.00	1	414.0	1.5	5
P6KE350C	284.00	315.00	385.00	1	504.0	1.2	5
P6KE350CA	300.00	332.00	368.00	1	482.0	1.3	5
P6KE400C	324.00	360.00	440.00	1	574.0	1.05	5
P6KE400CA	342.00	380.00	420.00	1	548.0	1.10	5
P6KE440C	356.00	396.00	484.00	1	631.0	0.99	5
P6KE440CA	376.00	418.00	462.00	1	600.0	1.04	5