

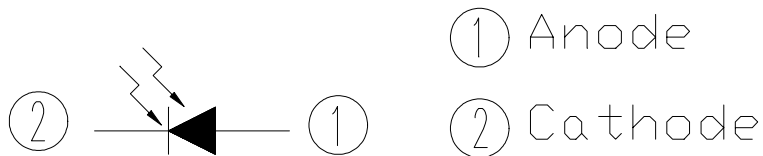
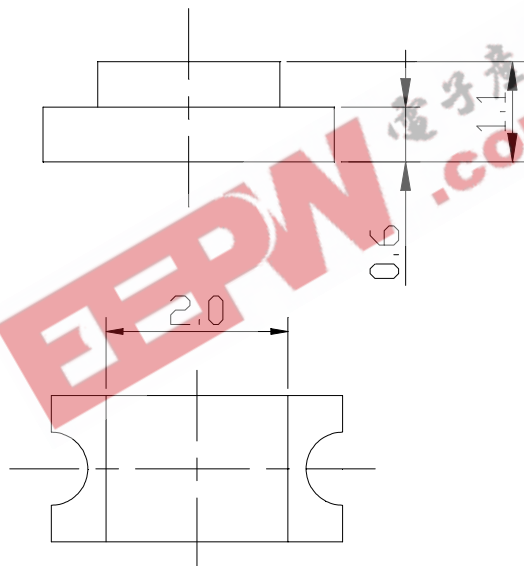
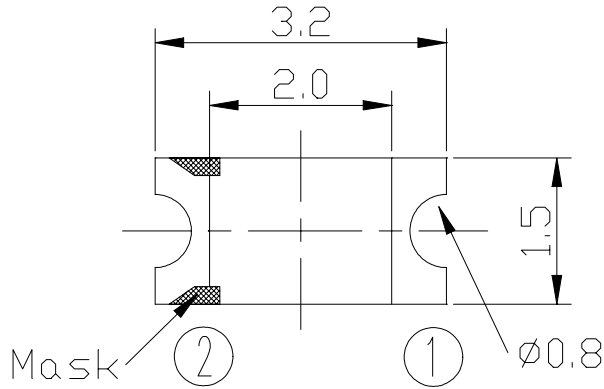


EVERLIGHT ELECTRONICS CO., LTD.

Device Number: DPD-015-057 REV: 1.0

MODEL NO: PD15-21C ECN: _____ Page: 1/7

Package Dimensions:



OFFICE: NO 25, Lane 76, Chung Yang Rd, Sec.3 Tucheng, Taipei 236, Taiwan, R.O.C.

TEL : 886-2-2267-2000, 2266-9936 (22 Lines)

FAX : 886-2-2267-6189

<http://www.everlight.com>



EVERLIGHT ELECTRONICS CO., LTD.

Device Number: DPD-015-057 REV: 1.0

MODEL NO: PD15-21C ECN: _____ Page: 2/7

©Notes :

- 1.All dimensions are in millimeter.
- 2.General Tolerance: $\pm 0.25\text{mm}$
- 2.Lead spacing is measured where the lead emerge from the package .
- 4.Lens color : Water Clear.
- 5.Above specification may be changed without notice. EVERLIGHT will reserve authority on material change for above specification.
- 6.These specification sheets include materials protected under copyright of EVERLIGHT corporation . Please don't reproduce or cause anyone to reproduce them without EVERLIGHT's consent.
- 7.When using this product , please observe the absolute maximum ratings and the instructions for use outlined in these specification sheets. EVERLIGHT assumes no responsibility for any damage resulting from use of the product which does not comply with the absolute maximum ratings and the instructions included in these specification sheets.

Description

PD15-21C is a high speed and high sensitive PIN photodiode in miniature SMD which is molder in a water clear with flat top view lens.The device is spectrally matched with the infrared emitting diode.

Features

- High photo sensitivity
- Fast response time
- Small junction capacitance

Applications

- High speed photo detector
- Optoelectronic swithces
- Game machines



EVERLIGHT ELECTRONICS CO., LTD.

Device Number: DPD-015-057 REV: 1.0

MODEL NO: PD15-21C ECN: _____ Page: 3/7

Absolute Maximum Ratings (Ta=25°C)

Parameter	Symbol	Rating	Unit
Reverse Voltage	V_R	33	V
Power Dissipation	P_d	150	mW
Lead Soldering Temperature (1/16 inch from body for 5 sec.)	T_{sol}	260	°C
Operating Temperature Range	T_{opr}	-25 to+85	°C
Storage Temperature Range	T_{stg}	-40 to+85	°C

Electro Optical Characteristics (Ta=25°C)

Parameter	Symbol	Min	Typ	Max	Unit	Condition
Rang of Spectral Bandwidth	$\lambda_{0.5}$	400		1200	nm	-----
Wavelength of Peak Sensitivity	λ_p		980		nm	-----
Open-Circuit Voltage	V_{oc}		0.42		V	$E_e=5m\ W/c\ m^2$
Short-Circuit Current	I_{sc}		2.8		μA	$\lambda_p=940nm$
Reverse Light Current	I_L		3.0		μA	$E_e=5m\ W/c\ m^2$ $\lambda_p=940nm, V_R=5V$
Dark Current	I_d			10	nA	$E_e=0m\ W/c\ m^2$ $V_R=10V$
Reverse Breakdown Voltage	BV_R	33	170		V	$E_e=0m\ W/c\ m^2$ $I_R=100\mu A$
Terminal Capacitance	C_t		5		pF	$E_e=0m\ W/c\ m^2$ $V_R=5V, f=1MHz$
Rise/Fall Time	t_r/t_f		6/6		nS	$V_R=10V$ $R_L=1K\ \Omega$

Typical Electrical/Optical/Characteristics Curves

Fig. 1 Power Dissipation vs. Ambient Temperature

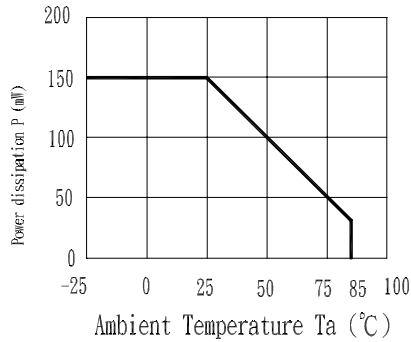


Fig. 2 Spectral Sensitivity

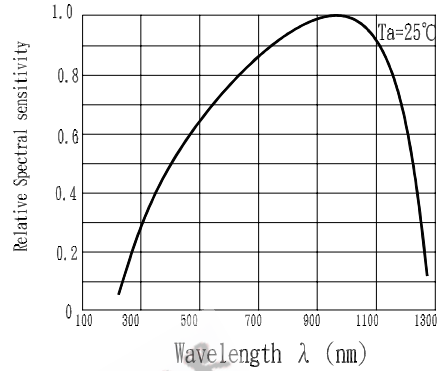


Fig. 3 Dark Current vs. Ambient Temperature

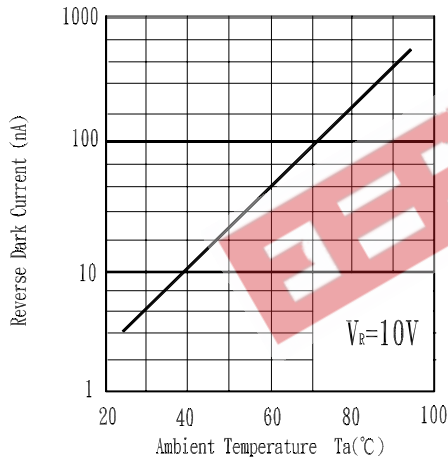


Fig. 4 Reverse Light Current vs. Ee

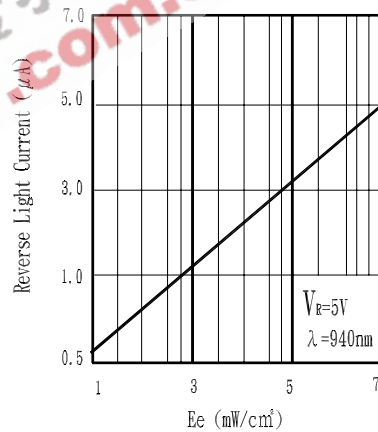


Fig. 5 Terminal Capacitance vs. Reverse Voltage

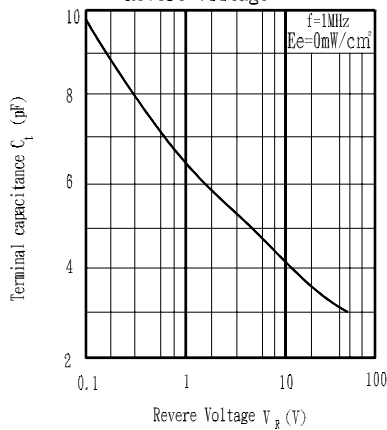
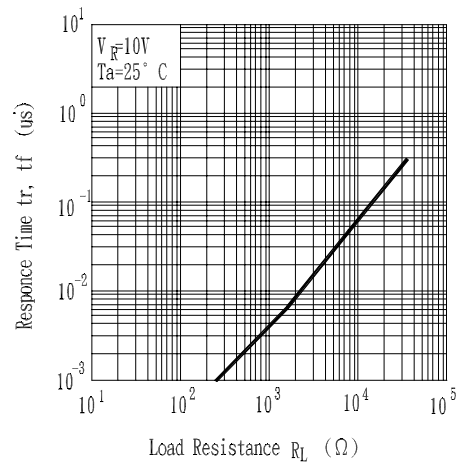


Fig. 6 Response Time vs. Load Resistance





EVERLIGHT ELECTRONICS CO., LTD.

Device Number: DPD-015-057 REV: 1.0

MODEL NO: PD15-21C ECN: _____ Page: 5/7

Reliability

The reliability of products shall be satisfied with items listed below.

Confidence level : 90%

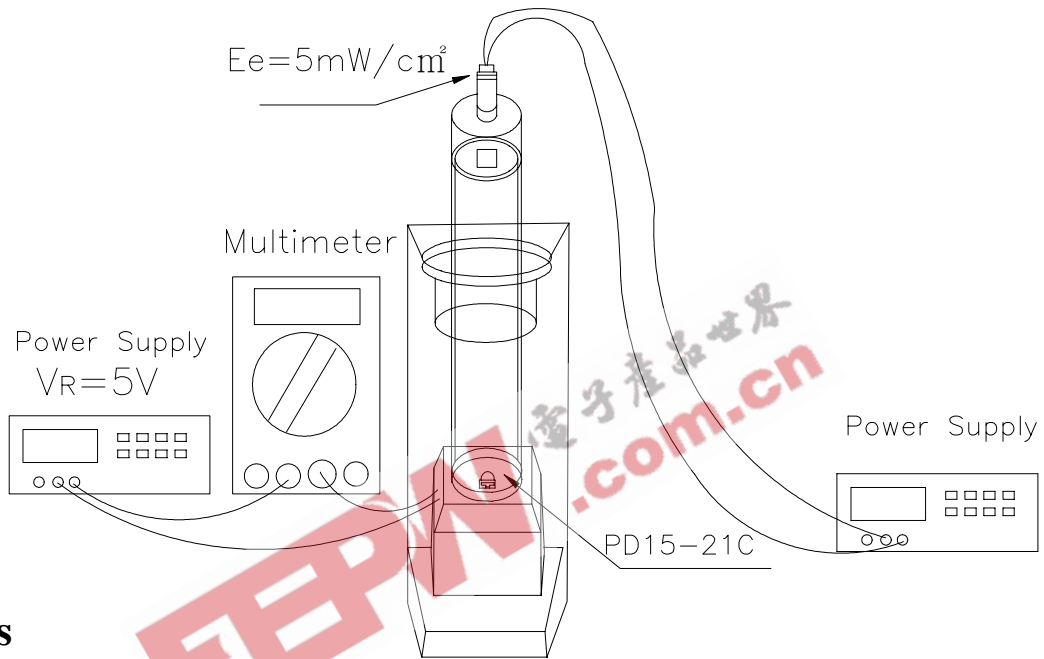
LTPD : 10%

Test Items	Test Conditions	Failure Judgement Criteria	Samples(n)
			Defective(c)
Operation life	$V_R=5V$, $T_a : 25^{\circ}C$ 1000hrs	$I_L \leq L \times 0.8$ L : Lower specification limit	n =22 , c=0
Temperature cycle	1cycle $-55^{\circ}C$ to $+25^{\circ}C$ to $+85^{\circ}C$ (30min) (5min) (30min) 50 cycle test		n =22 , c=0
Thermal shock	$-10^{\circ}C$ to $+100^{\circ}C$ (5min) (10sec) (5min) 50cycle test		n =22 , c=0
High temperature storage	Temp : $+100^{\circ}C$ 1000hrs		n =22 , c=0
Low temperature storage	Temp : $-55^{\circ}C$ 1000hrs		n =22 , c=0
High temperature High humidity	$T_a : 85^{\circ}C$ RH : 85% 1000hrs		n =22 , c=0
Solderability	Temp : $230 \pm 5^{\circ}C$ 5sec 2mm Form the bottom of the package.		More than 90% of Lead to be covered by soldering

Test Method For Reverse Light Current

Condition : $E_e=5mW/cm^2$, $V_R=5V$

Test Item : Reverse Light Current (unit : μA)



Supplements

1.Parts

(1) Chip

Type	Material	Wavelength of Peak Sensitivity
PD	Silicon	980nm

(2) Material

Type	Lead Frame	Wire	Package
Material	BT	Gold	Epoxy



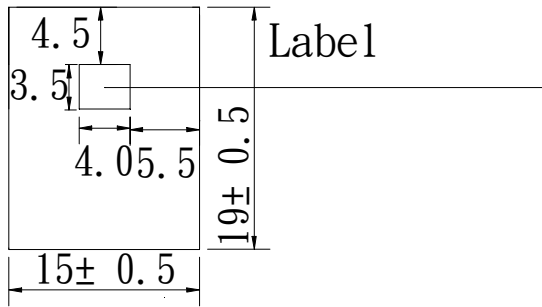
EVERLIGHT ELECTRONICS CO., LTD.

Device Number: DPD-015-057 REV: 1.0

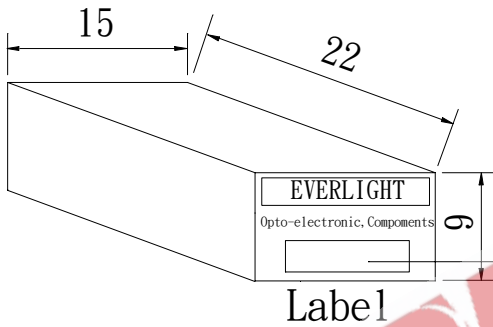
MODEL NO: PD15-21C ECN: _____ Page: 7/7

Packing Specifications

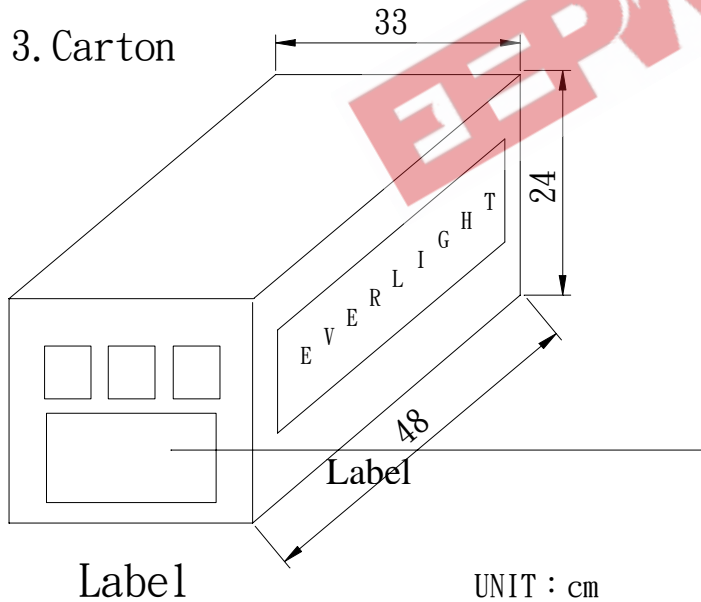
1. Bag



2. Box



3. Carton



UNIT : cm

- CPN : Customer's Production Number
- P/N : Production Number
- QTY : Packing Quantity
- CAT : Ranks
- HUE : Peak Wavelength
- REF : Reference
- LOT NO : Lot Number
- MADE IN TAIWAN : Production Place

Packing Quantity Specification

- 1.1000Pcs/1Bag , 10Bags/1Box
- 2.10Boxes/1Carton