
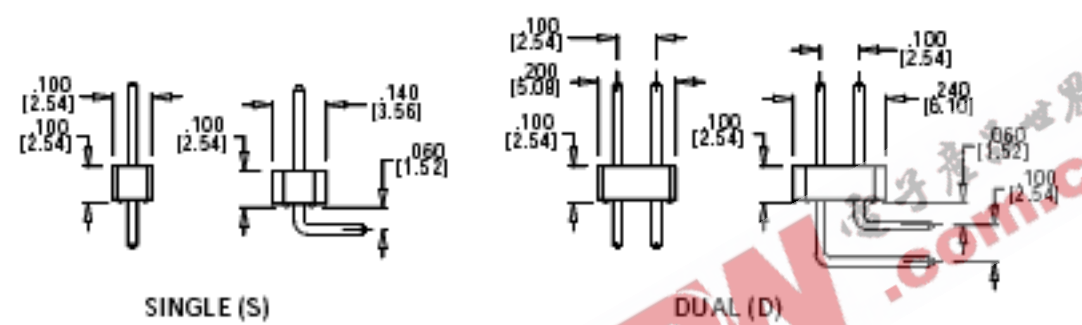


.100" [2.54mm] X .100", .025" SQUARE POST HEADER

JUMPER



READOUT



FEATURES

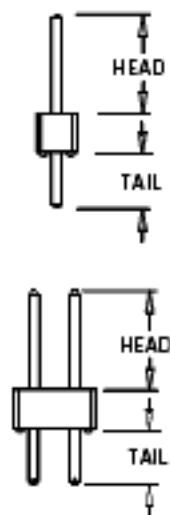
- 3 amp current rating
- UL Flammability Rating: 94V-O
- Insulator: Black Thermoplastic Polyester
- Contact Material: Copper Alloy
- Consult Factory for availability of .100" x .100" Receptacles

For more detailed information please request our separate Headers Catalog.

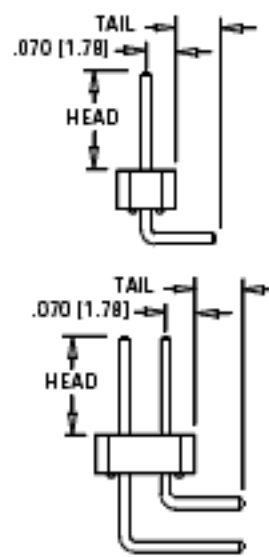
TERMINATION TYPE

P/N CODE	HEAD DIMENSIONS	TAIL DIMENSIONS
AA	.230 [5.84]	.120 [3.05]
AB	.230 [5.84]	.230 [5.84]
AC	.230 [5.84]	.320 [8.13]
AD	.230 [5.84]	.420 [10.67]
AE	.230 [5.84]	.520 [13.21]
AF	.230 [5.84]	.620 [15.75]
AG	.230 [5.84]	.720 [18.29]
AH	.230 [5.84]	.820 [20.83]
FA	.318 [8.08]	.120 [3.05]
FB	.318 [8.08]	.220 [5.59]
FC	.318 [8.08]	.320 [8.13]
FD	.318 [8.08]	.420 [10.67]
FE	.318 [8.08]	.520 [13.21]
ZA	.120 [3.05]	.120 [3.05]
ZC	.120 [3.05]	.260 [6.60]
ZD	.120 [3.05]	.610 [15.49]

RIGHT ANGLE BEND



P/N CODE	HEAD DIMENSIONS	TAIL DIMENSIONS
BA	.230 [5.84]	.100 [3.05]
BB	.230 [5.84]	.200 [5.84]
BC	.230 [5.84]	.300 [8.13]
BD	.230 [5.84]	.400 [10.67]
BE	.230 [5.84]	.500 [13.21]
BF**	.230 [5.84]	.600 [15.75]
BG**	.230 [5.84]	.700 [18.29]
GA	.318 [8.08]	.100 [3.05]
GB	.318 [8.08]	.200 [5.59]
GC**	.318 [8.08]	.300 [8.13]
GD**	.318 [8.08]	.400 [10.67]



** Consult factory for availability in dual readout.

.100" [2.54mm] X .100", .025" SQUARE POST HEADER

PART NUMBER CODING

SERIES ——— P Z C 36 D AA N -M#

P = .025" [.64 mm] Sq. Post Header

CONTACT FINISH

Head	Tail	Underplate
Z = .000010" Gold	.000100" Tin	.000050" Nickel
X = .000030" Gold	.000100" Tin	.000050" Nickel
G = .000010" Gold	.000005" Gold	.000050" Nickel**
Y = .000030" Gold	.000005" Gold	.000050" Nickel**
T = .000100" Tin	.000100" Tin	.000050" Nickel

CONTACT CENTERS
C = .100" [2.54mm]

NUMBER OF POSITIONS
01 Thru 36
(eg. 32 Dual = 64 Contacts)

MODIFICATIONS
(Consult Factory)
Omit for Standard

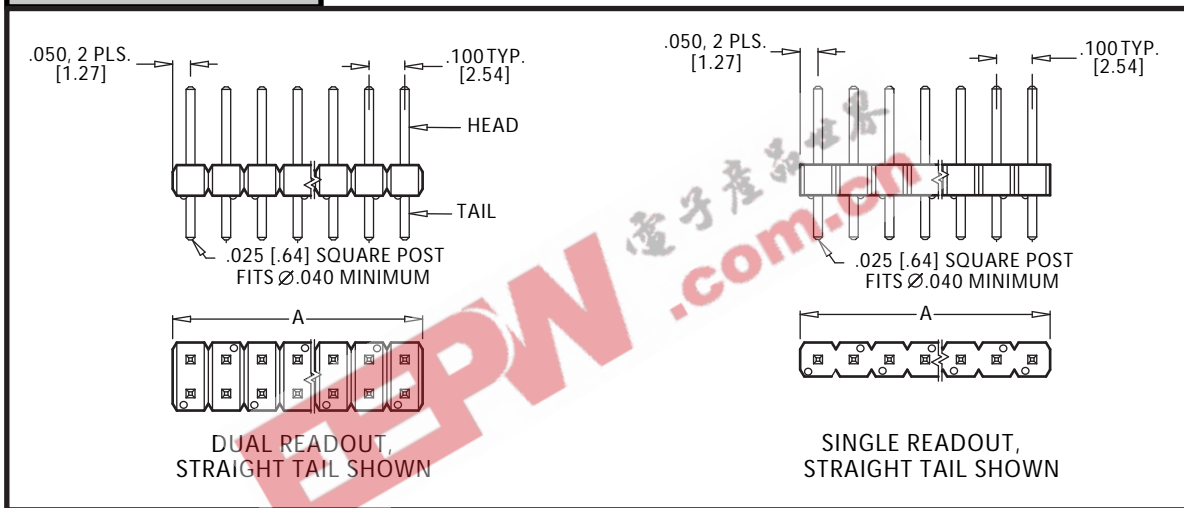
MOUNTING STYLE
N = No Mounting
R = Retent Lead
(Consult Factory)

TERMINATION TYPE (Opposite Page)
AA, AB, AC, AD, AE, AF, AG, AH
FA, FB, FC, FD, FE,
BA, BB, BC, BD, BE, BF,
GA, GB, GC, GD, ZA, ZC, ZD

READOUT (Opposite Page)
S = Single
D = Dual

DIMENSIONS

Dimensions in [] are in millimeters, all others in inches.



PART NUMBER*	NUMBER OF CONTACTS SINGLE/DUAL	OVERALL LENGTH A
PZC01 __ N	1/2	0.100 [2.54]
PZC02 __ N	2/4	0.200 [5.08]
PZC03 __ N	3/6	0.300 [7.62]
PZC04 __ N	4/8	0.400 [10.16]
PZC05 __ N	5/10	0.500 [12.70]
PZC06 __ N	6/12	0.600 [15.24]
PZC07 __ N	7/14	0.700 [17.78]
PZC08 __ N	8/16	0.800 [20.32]
PZC09 __ N	9/18	0.900 [22.86]
PZC10 __ N	10/20	1.000 [25.40]
PZC11 __ N	11/22	1.100 [27.94]
PZC12 __ N	12/24	1.200 [30.48]
PZC13 __ N	13/26	1.300 [33.02]
PZC14 __ N	14/28	1.400 [35.56]
PZC15 __ N	15/30	1.500 [38.10]
PZC16 __ N	16/32	1.600 [40.64]
PZC17 __ N	17/34	1.700 [43.18]
PZC18 __ N	18/36	1.800 [45.72]

PART NUMBER*	NUMBER OF CONTACTS SINGLE/DUAL	OVERALL LENGTH A
PZC19 __ N	19/38	1.900 [48.26]
PZC20 __ N	20/40	2.000 [50.80]
PZC21 __ N	21/42	2.100 [53.34]
PZC22 __ N	22/44	2.200 [55.88]
PZC23 __ N	23/46	2.300 [58.42]
PZC24 __ N	24/48	2.400 [60.96]
PZC25 __ N	25/50	2.500 [63.50]
PZC26 __ N	26/52	2.600 [66.04]
PZC27 __ N	27/54	2.700 [68.58]
PZC28 __ N	28/56	2.800 [71.12]
PZC29 __ N	29/58	2.900 [73.66]
PZC30 __ N	30/60	3.000 [76.20]
PZC31 __ N	31/62	3.100 [78.74]
PZC32 __ N	32/64	3.200 [81.28]
PZC33 __ N	33/66	3.300 [83.82]
PZC34 __ N	34/68	3.400 [86.36]
PZC35 __ N	35/70	3.500 [88.90]
PZC36 __ N	36/72	3.600 [91.44]

* For complete part number add readout and termination type from Part Number Coding (e.g. PZC36DAAN).

** Consult Factory