
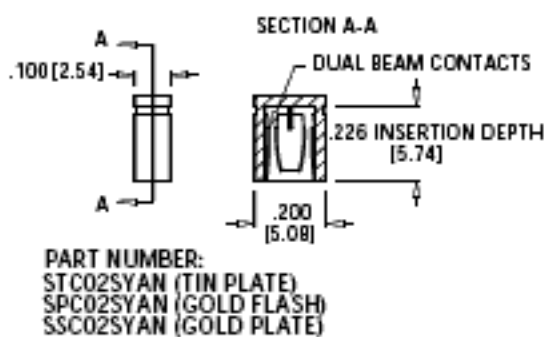
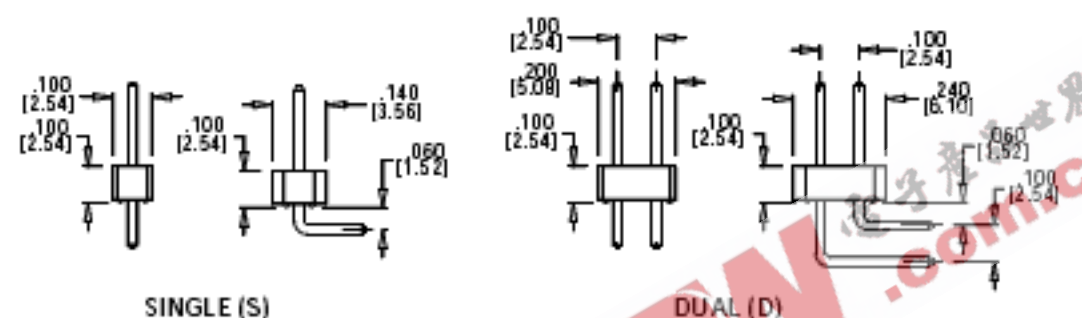


.100" [2.54mm] X .100", .025" SQUARE POST HEADER

JUMPER



READOUT



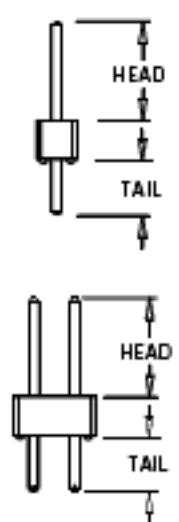
FEATURES

- 3 amp current rating
- UL Flammability Rating: 94V-O
- Insulator: Black Thermoplastic Polyester
- Contact Material: Copper Alloy
- Consult Factory for availability of .100" x .100" Receptacles

For more detailed information please request our separate Headers Catalog.

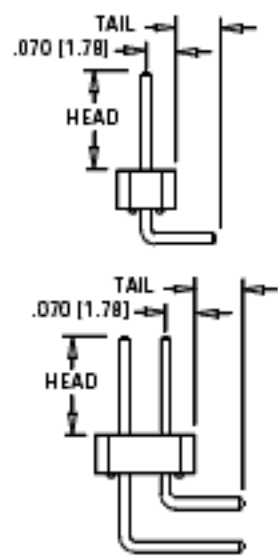
TERMINATION TYPE

| P/N CODE | HEAD DIMENSIONS | TAIL DIMENSIONS |
|----------|-----------------|-----------------|
| AA | .230 [5.84] | .120 [3.05] |
| AB | .230 [5.84] | .230 [5.84] |
| AC | .230 [5.84] | .320 [8.13] |
| AD | .230 [5.84] | .420 [10.67] |
| AE | .230 [5.84] | .520 [13.21] |
| AF | .230 [5.84] | .620 [15.75] |
| AG | .230 [5.84] | .720 [18.29] |
| AH | .230 [5.84] | .820 [20.83] |
| FA | .318 [8.08] | .120 [3.05] |
| FB | .318 [8.08] | .220 [5.59] |
| FC | .318 [8.08] | .320 [8.13] |
| FD | .318 [8.08] | .420 [10.67] |
| FE | .318 [8.08] | .520 [13.21] |
| ZA | .120 [3.05] | .120 [3.05] |
| ZC | .120 [3.05] | .260 [6.60] |
| ZD | .120 [3.05] | .610 [15.49] |



RIGHT ANGLE BEND

| P/N CODE | HEAD DIMENSIONS | TAIL DIMENSIONS |
|----------|-----------------|-----------------|
| BA | .230 [5.84] | .100 [3.05] |
| BB | .230 [5.84] | .200 [5.84] |
| BC | .230 [5.84] | .300 [8.13] |
| BD | .230 [5.84] | .400 [10.67] |
| BE | .230 [5.84] | .500 [13.21] |
| BF** | .230 [5.84] | .600 [15.75] |
| BG** | .230 [5.84] | .700 [18.29] |
| GA | .318 [8.08] | .100 [3.05] |
| GB | .318 [8.08] | .200 [5.59] |
| GC** | .318 [8.08] | .300 [8.13] |
| GD** | .318 [8.08] | .400 [10.67] |



** Consult factory for availability in dual readout.

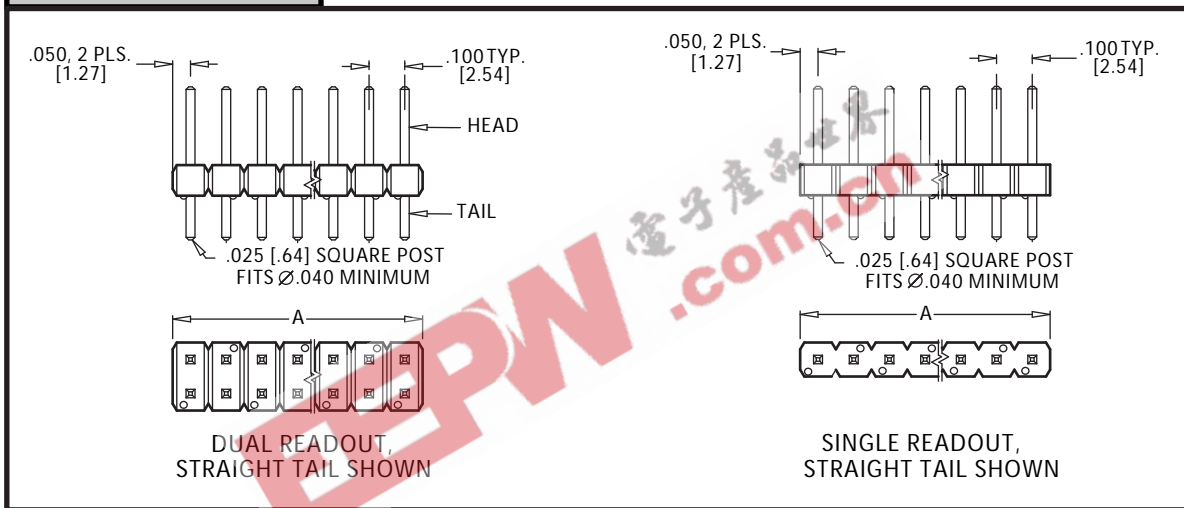
.100" [2.54mm] X .100", .025" SQUARE POST HEADER

PART NUMBER CODING

| | | | | | | | | | |
|---|---------------|-------------------|----------|-----------|----------|-----------|----------|------------|---|
| SERIES | P | Z | C | 36 | D | AA | N | -M# | MODIFICATIONS (Consult Factory) Omit for Standard |
| P = .025" [.64 mm] Sq. Post Header | | | | | | | | | |
| CONTACT FINISH | | | | | | | | | MOUNTING STYLE N = No Mounting R = Retent Lead (Consult Factory) |
| Head | Tail | Underplate | | | | | | | TERMINATION TYPE (Opposite Page) AA, AB, AC, AD, AE, AF, AG, AH FA, FB, FC, FD, FE, BA, BB, BC, BD, BE, BF, GA, GB, GC, GD, ZA, ZC, ZD |
| Z = .000010" Gold | .000100" Tin | .000050" Nickel | | | | | | | |
| X = .000030" Gold | .000100" Tin | .000050" Nickel | | | | | | | |
| G = .000010" Gold | .000005" Gold | .000050" Nickel** | | | | | | | |
| Y = .000030" Gold | .000005" Gold | .000050" Nickel** | | | | | | | |
| T = .000100" Tin | .000100" Tin | .000050" Nickel | | | | | | | |
| CONTACT CENTERS | | | | | | | | | READOUT (Opposite Page) S = Single D = Dual |
| C = .100" [2.54mm] | | | | | | | | | |
| NUMBER OF POSITIONS | | | | | | | | | |
| 01 Thru 36 (eg. 32 Dual = 64 Contacts) | | | | | | | | | |

DIMENSIONS

Dimensions in [] are in millimeters, all others in inches.



| PART NUMBER* | NUMBER OF CONTACTS SINGLE/DUAL | OVERALL LENGTH A |
|--------------|--------------------------------|------------------|
| PZC01 __ N | 1/2 | 0.100 [2.54] |
| PZC02 __ N | 2/4 | 0.200 [5.08] |
| PZC03 __ N | 3/6 | 0.300 [7.62] |
| PZC04 __ N | 4/8 | 0.400 [10.16] |
| PZC05 __ N | 5/10 | 0.500 [12.70] |
| PZC06 __ N | 6/12 | 0.600 [15.24] |
| PZC07 __ N | 7/14 | 0.700 [17.78] |
| PZC08 __ N | 8/16 | 0.800 [20.32] |
| PZC09 __ N | 9/18 | 0.900 [22.86] |
| PZC10 __ N | 10/20 | 1.000 [25.40] |
| PZC11 __ N | 11/22 | 1.100 [27.94] |
| PZC12 __ N | 12/24 | 1.200 [30.48] |
| PZC13 __ N | 13/26 | 1.300 [33.02] |
| PZC14 __ N | 14/28 | 1.400 [35.56] |
| PZC15 __ N | 15/30 | 1.500 [38.10] |
| PZC16 __ N | 16/32 | 1.600 [40.64] |
| PZC17 __ N | 17/34 | 1.700 [43.18] |
| PZC18 __ N | 18/36 | 1.800 [45.72] |

| PART NUMBER* | NUMBER OF CONTACTS SINGLE/DUAL | OVERALL LENGTH A |
|--------------|--------------------------------|------------------|
| PZC19 __ N | 19/38 | 1.900 [48.26] |
| PZC20 __ N | 20/40 | 2.000 [50.80] |
| PZC21 __ N | 21/42 | 2.100 [53.34] |
| PZC22 __ N | 22/44 | 2.200 [55.88] |
| PZC23 __ N | 23/46 | 2.300 [58.42] |
| PZC24 __ N | 24/48 | 2.400 [60.96] |
| PZC25 __ N | 25/50 | 2.500 [63.50] |
| PZC26 __ N | 26/52 | 2.600 [66.04] |
| PZC27 __ N | 27/54 | 2.700 [68.58] |
| PZC28 __ N | 28/56 | 2.800 [71.12] |
| PZC29 __ N | 29/58 | 2.900 [73.66] |
| PZC30 __ N | 30/60 | 3.000 [76.20] |
| PZC31 __ N | 31/62 | 3.100 [78.74] |
| PZC32 __ N | 32/64 | 3.200 [81.28] |
| PZC33 __ N | 33/66 | 3.300 [83.82] |
| PZC34 __ N | 34/68 | 3.400 [86.36] |
| PZC35 __ N | 35/70 | 3.500 [88.90] |
| PZC36 __ N | 36/72 | 3.600 [91.44] |

* For complete part number add readout and termination type from Part Number Coding (e.g. PZC36DAAN).

** Consult Factory