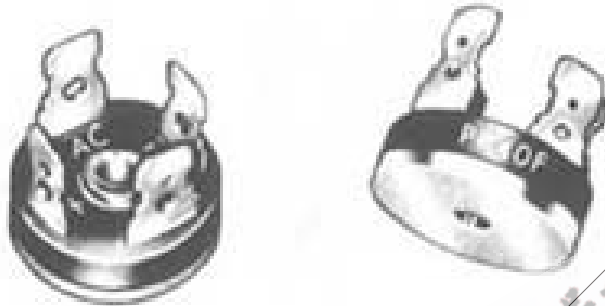




DY-F PY-F

MINIBRIDGE[®]
12 AMPERES HIGH SURGE
 TAB TERMINALS SINGLE-PHASE FULL-WAVE BRIDGES
 HEAT SINK AND CHASSIS MOUNTING



This mark indicates recognition under the component program of Underwriters Laboratories, Inc.

PRV/Leg	50V	100V	200V	400V	600V	800V	1000V
Type No.	PY05F	PY 10F	PY 20F	PY 40F	PY 60F	PY 80F	PY100F
Type No.	DY05F	DY 10F	DY 20F	DY 40F	DY 60F	DY 80F	DY100F

ELECTRICAL CHARACTERISTICS PER LEG (at T _A =25 °C Unless Otherwise Specified)	PY-F	DY-F	
Max. Forward Voltage Drop V _F = 1.0 V @ I _F =	12	12	Amp
Max. DC Reverse Current @ PRV and 25 °C, I _R	10	10	μA
Max. DC Reverse Current @ PRV and 100 °C, I _R	100	100	μA
Max. Peak Surge Current, I _{FSM} (8.3ms)	300	400	Amp
Thermal Resistance (Total Bridge), R _{θj-c}	5.1Typ.	5.1	°C/W
Storage Temperature Range, T _{STG}	-55 to +150	-55 to +150	°C

EDI reserves the right to change these specifications at any time without notice.

Figure 1
CURRENT DERATING

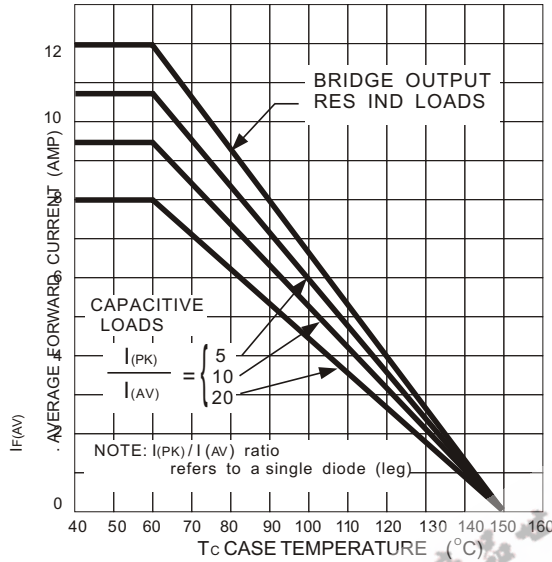


Figure 2

NON-REPETITIVE SURGE CURRENT

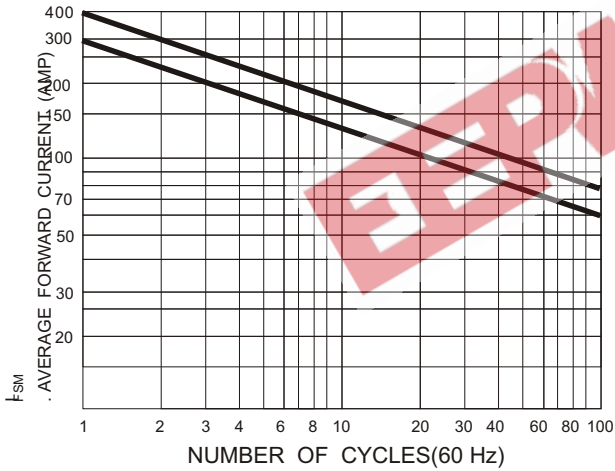
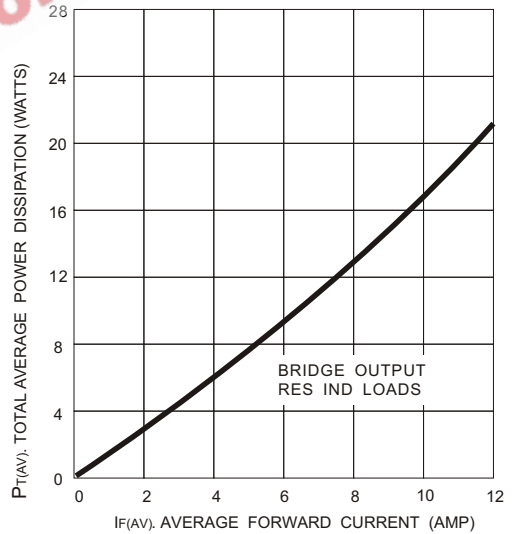


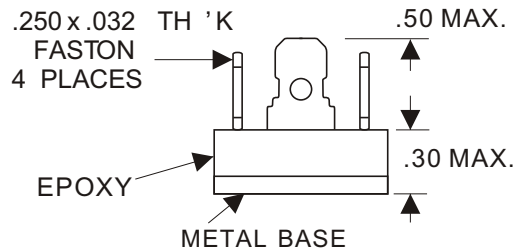
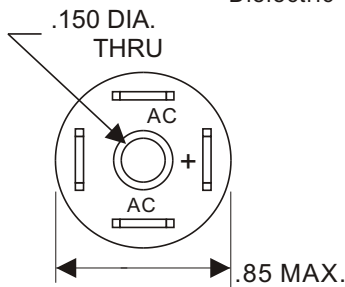
Figure 3

POWER DISSIPATION



SERIES MECH. OUTLINE

Dielectric test voltage 1500 volts rms, max. 50-60Hz



NOTE: 1. A thin film of silicone thermal compound is recommended between the Minibridge® case and mounting surface for improved thermal conduction.

ELECTRONIC DEVICES, INC. DESIGNERS AND MANUFACTURERS OF SOLID STATE DEVICES SINCE 1951.

21 GRAY OAKS AVENUE * YONKERS, NEW YORK 10710 914-965-4400 * FAX 914-965-5531 * 1-800-678-0828
e-mail:sales@edidiodes.com * website:http:// www.edidiodes.com