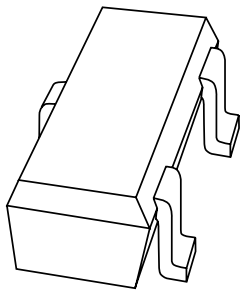


DATA SHEET



EEPW 电子产品世界
.com.cn

PZM-N series Voltage regulator diodes

Product specification
Supersedes data of 1997 Dec 15

1999 Jan 28

Voltage regulator diodes

PZM-N series

FEATURES

- Total power dissipation: max. 300 mW
- Small plastic package suitable for surface mounted design
- Wide working voltage range: nom. 2.4 to 75 V (E24 range).

APPLICATIONS

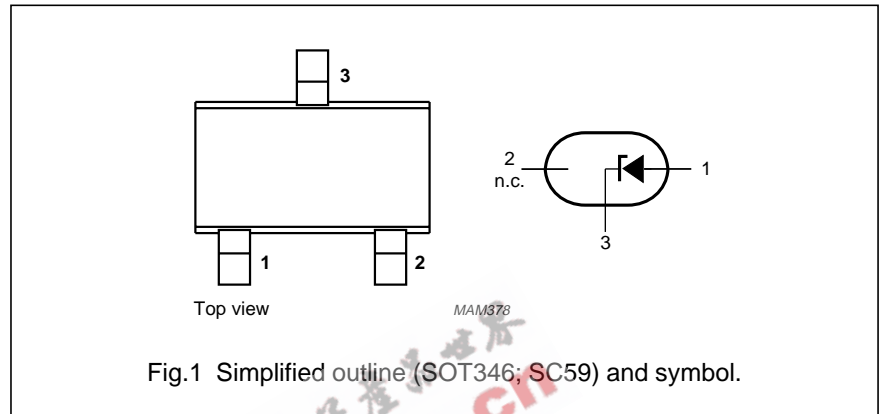
- General regulation functions.

DESCRIPTION

Low power general purpose voltage regulator diode in a SOT346 (SC59) plastic package, suitable for surface mounted design.

PINNING

PIN	DESCRIPTION
1	anode
2	not connected
3	cathode



MARKING

TYPE NUMBER	MARKING CODE				TYPE NUMBER	MARKING CODE			
	B	B1	B2	B3		B	B1	B2	B3
PZM2.4N	2V4	-	-	-	PZM15N	15V	151	152	153
PZM2.7N	2V7	271	272	-	PZM16N	16V	161	162	163
PZM3.0N	3V0	301	302	-	PZM18N	18V	181	182	183
PZM3.3N	3V3	331	332	-	PZM20N	20V	201	202	203
PZM3.6N	3V6	361	362	-	PZM22N	22V	221	222	223
PZM3.9N	3V9	391	392	-	PZM24N	24V	241	242	243
PZM4.3N	4V3	431	432	433	PZM27N	27V	-	-	-
PZM4.7N	4V7	471	472	473	PZM30N	30V	-	-	-
PZM5.1N	5V1	511	512	513	PZM33N	33V	-	-	-
PZM5.6N	5V6	561	562	563	PZM36N	36V	-	-	-
PZM6.2N	6V2	621	622	623	PZM39N	39V	-	-	-
PZM6.8N	6V8	681	682	683	PZM43N	43V	-	-	-
PZM7.5N	7V5	751	752	753	PZM47N	47V	-	-	-
PZM8.2N	8V2	821	822	823	PZM51N	51V	-	-	-
PZM9.1N	9V1	911	912	913	PZM56N	56V	-	-	-
PZM10N	10V	101	102	103	PZM62N	62V	-	-	-
PZM11N	11V	111	112	113	PZM68N	68V	-	-	-
PZM12N	12V	121	122	123	PZM75N	75V	-	-	-
PZM13N	13V	131	132	133	-	-	-	-	-

Voltage regulator diodes

PZM-N series

LIMITING VALUES

In accordance with the Absolute Maximum Rating System (IEC 134).

SYMBOL	PARAMETER	CONDITIONS	MIN.	MAX.	UNIT
I_F	continuous forward current		–	250	mA
I_{ZSM}	non-repetitive peak current	$t_p = 100 \mu s$; square wave; $T_{amb} = 25 \text{ }^\circ\text{C}$ prior to surge	see Tables 1 and 2		
P_{tot}	total power dissipation	$T_{amb} = 25 \text{ }^\circ\text{C}$	–	300	mW
T_{stg}	storage temperature		–65	+150	$^\circ\text{C}$
T_j	operating junction temperature		–	150	$^\circ\text{C}$

THERMAL CHARACTERISTICS

SYMBOL	PARAMETER	CONDITIONS	VALUE	UNIT
$R_{th\ j-s}$	thermal resistance from junction to soldering point	$T_s = 60 \text{ }^\circ\text{C}$	300	K/W

ELECTRICAL CHARACTERISTICS $T_j = 25 \text{ }^\circ\text{C}$ unless otherwise specified.

SYMBOL	PARAMETER	CONDITIONS	MAX.	UNIT
V_F	forward voltage	$I_F = 10 \text{ mA}$; see Fig.2	0.9	V
		$I_F = 100 \text{ mA}$; see Fig.2	1.1	V
I_R	reverse current			
	PZM2.4N	$V_R = 1 \text{ V}$	50	μA
	PZM2.7N	$V_R = 1 \text{ V}$	20	μA
	PZM3.0N	$V_R = 1 \text{ V}$	10	μA
	PZM3.3N	$V_R = 1 \text{ V}$	5	μA
	PZM3.6N	$V_R = 1 \text{ V}$	5	μA
	PZM3.9N	$V_R = 1 \text{ V}$	3	μA
	PZM4.3N	$V_R = 1 \text{ V}$	3	μA
	PZM4.7N	$V_R = 1 \text{ V}$	3	μA
	PZM5.1N	$V_R = 1.5 \text{ V}$	3	μA
	PZM5.6N	$V_R = 2.5 \text{ V}$	2	μA
	PZM6.2N	$V_R = 3.0 \text{ V}$	2	μA
	PZM6.8N	$V_R = 3.5 \text{ V}$	2	μA
	PZM7.5N	$V_R = 4.0 \text{ V}$	1	μA
	PZM8.2N	$V_R = 5.0 \text{ V}$	700	nA
	PZM9.1N	$V_R = 6.0 \text{ V}$	500	nA
	PZM10N	$V_R = 7.0 \text{ V}$	200	nA
PZM11N	$V_R = 8.0 \text{ V}$	100	nA	
PZM12N	$V_R = 9.0 \text{ V}$	100	nA	
PZM13N	$V_R = 10.0 \text{ V}$	100	nA	
PZM15N	$V_R = 11.0 \text{ V}$	70	nA	
PZM16N	$V_R = 12.0 \text{ V}$	70	nA	

Voltage regulator diodes

PZM-N series

SYMBOL	PARAMETER	CONDITIONS	MAX.	UNIT
I_R	reverse current			
	PZM18N	$V_R = 13.0 \text{ V}$	70	nA
	PZM20N	$V_R = 15.0 \text{ V}$	70	nA
	PZM22N	$V_R = 17.0 \text{ V}$	70	nA
	PZM24N	$V_R = 19.0 \text{ V}$	70	nA
	PZM27N	$V_R = 21.0 \text{ V}$	70	nA
	PZM30N	$V_R = 23.0 \text{ V}$	70	nA
	PZM33N	$V_R = 25.0 \text{ V}$	70	nA
	PZM36N	$V_R = 27.0 \text{ V}$	70	nA
	PZM39N	$V_R = 0.7 V_{Znom}$	50	nA
	PZM43N	$V_R = 0.7 V_{Znom}$	50	nA
	PZM47N	$V_R = 0.7 V_{Znom}$	50	nA
	PZM51N	$V_R = 0.7 V_{Znom}$	50	nA
	PZM56N	$V_R = 0.7 V_{Znom}$	50	nA
	PZM62N	$V_R = 0.7 V_{Znom}$	50	nA
	PZM68N	$V_R = 0.7 V_{Znom}$	50	nA
PZM75N	$V_R = 0.7 V_{Znom}$	50	nA	

EEPW.com.cn 电子产品世界

Voltage regulator diodes

PZM-N series

Table 1 Per type; PZM2.4N to PZM24N
 $T_j = 25\text{ }^\circ\text{C}$ unless otherwise specified.

PZM -XXX	WORKING VOLTAGE V_Z (V) at $I_Z = 5\text{ mA}$; $t_m = 40\text{ ms}$						DIFFERENTIAL RESISTANCE r_{diff} (Ω)				TEMP. COEFF. S_Z (mV/K) at $I_Z = 5\text{ mA}$	DIODE CAP. C_d (pF) at $f = 1\text{ MHz}$; $V_R = 0$	NON-REPETITIVE PEAK REVERSE CURRENT I_{ZSM} (A) at $t_p = 100\text{ }\mu\text{s}$; $T_{amb} = 25\text{ }^\circ\text{C}$		
	B		B1		B2		B3		$I_Z = 1\text{ mA}$	$I_Z = 5\text{ mA}$				TYP.	MAX.
	MIN.	MAX.	MIN.	MAX.	MIN.	MAX.	MIN.	MAX.	TYP.	MAX.					
2.4N	2.30	2.60	-	-	-	-	-	-	275	400	70	100	-1.6	450	8.00
2.7N	2.50	2.90	2.50	2.75	2.65	2.90	-	-	300	450	75	100	-2.0	440	8.00
3.0N	2.80	3.20	2.80	3.05	2.95	3.20	-	-	325	500	80	95	-2.1	425	8.00
3.3N	3.10	3.50	3.10	3.35	3.25	3.50	-	-	350	500	85	95	-2.4	410	8.00
3.6N	3.40	3.80	3.40	3.65	3.55	3.80	-	-	375	500	85	90	-2.4	390	8.00
3.9N	3.70	4.10	3.70	3.97	3.87	4.10	-	-	400	500	85	90	-2.5	370	8.00
4.3N	4.01	4.48	4.01	4.21	4.15	4.34	4.28	4.48	410	600	80	90	-2.5	350	8.00
4.7N	4.42	4.90	4.42	4.61	4.55	4.75	4.69	4.90	425	500	50	80	-1.4	325	8.00
5.1N	4.84	5.37	4.84	5.04	4.98	5.20	5.14	5.37	400	480	40	60	-0.8	300	8.00
5.6N	5.31	5.92	5.31	5.55	5.49	5.73	5.67	5.92	80	400	15	40	1.2	275	8.00
6.2N	5.86	6.53	5.86	6.12	6.06	6.33	6.26	6.53	40	150	6	10	2.3	250	8.00
6.8N	6.47	7.14	6.47	6.73	6.65	6.93	6.86	7.14	30	80	6	15	3.0	215	8.00
7.5N	7.06	7.84	7.06	7.36	7.28	7.60	7.52	7.84	15	80	2	10	4.0	170	3.50
8.2N	7.76	8.64	7.76	8.10	8.02	8.36	8.28	8.64	20	80	2	10	4.6	150	3.50
9.1N	8.56	9.55	8.56	8.93	8.85	9.23	9.15	9.55	20	100	2	10	5.5	120	3.50
10N	9.45	10.55	9.45	9.87	9.77	10.21	10.11	10.55	20	150	2	10	6.4	110	3.50
11N	10.44	11.56	10.44	10.88	10.76	11.22	11.10	11.56	25	150	2	10	7.4	108	3.00
12N	11.42	12.60	11.42	11.90	11.74	12.24	12.08	12.60	25	150	2	10	8.4	105	3.00
13N	12.47	13.96	12.47	13.03	12.91	13.49	13.37	13.96	25	170	2	10	9.4	103	2.50
15N	13.84	15.52	13.84	14.46	14.34	14.98	14.85	15.52	25	200	3	15	11.4	99	2.00
16N	15.37	17.09	15.37	16.01	15.85	16.51	16.35	17.09	25	200	4	20	12.4	97	1.50
18N	16.94	19.03	16.94	17.70	17.56	18.35	18.21	19.03	25	225	4	20	14.4	93	1.50
20N	18.86	21.08	18.86	19.70	19.52	20.39	20.21	21.08	30	225	4	20	16.4	88	1.50
22N	20.88	23.17	20.88	21.77	21.54	22.47	22.23	23.17	30	250	5	25	18.4	84	1.25
24N	22.93	25.57	22.93	23.96	23.72	24.78	24.54	25.57	30	250	6	30	20.4	80	1.25

Voltage regulator diodes

PZM-N series

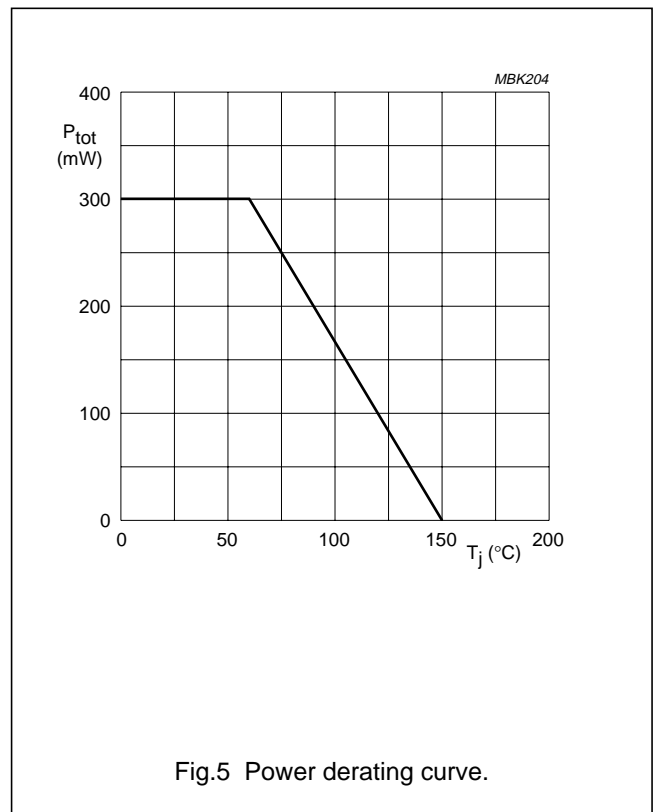
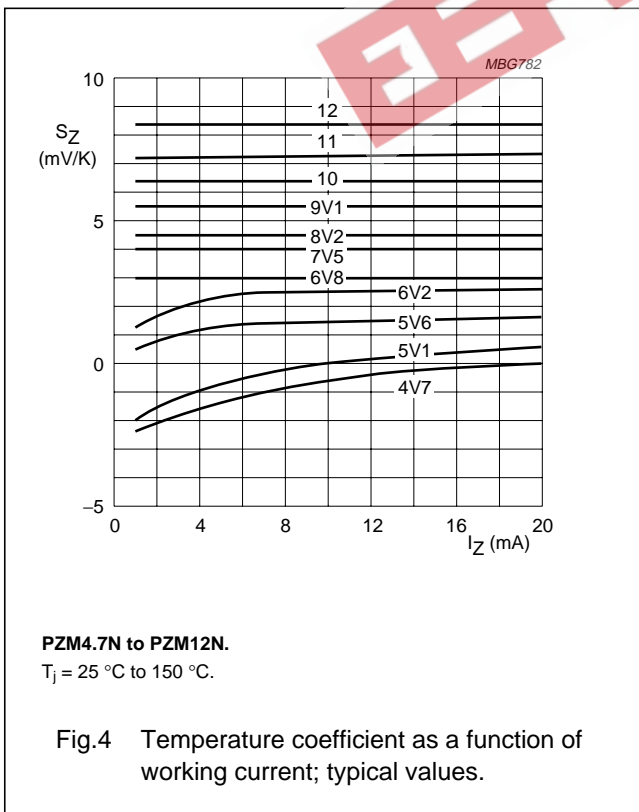
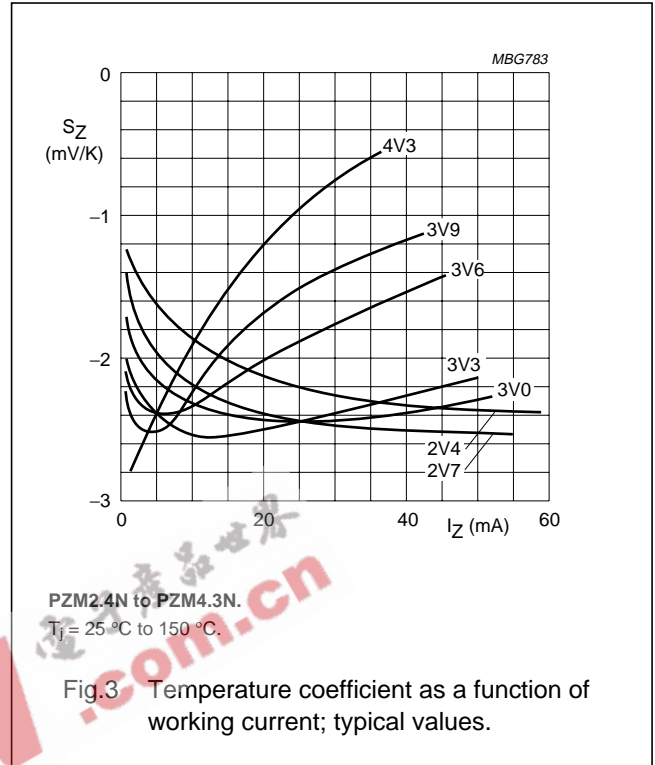
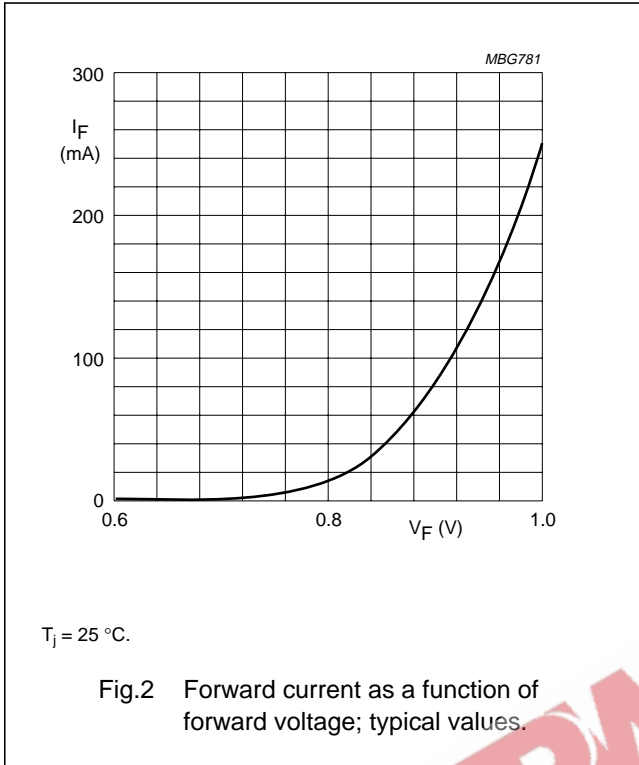
Table 2 Per type; PZM27N to PZM75N
 $T_j = 25\text{ }^\circ\text{C}$ unless otherwise specified.

PZM -XXX	WORKING VOLTAGE V_Z (V) at $I_Z = 2\text{ mA}$; $t_m = 40\text{ ms}$						DIFFERENTIAL RESISTANCE r_{dif} (Ω)				TEMP. COEFF. S_Z (mV/K) at $I_Z = 2\text{ mA}$	DIODE CAP. C_d (pF) at $f = 1\text{ MHz}$; $V_R = 0$	NON-REPETITIVE PEAK REVERSE CURRENT I_{ZSM} (A) at $t_p = 100\text{ }\mu\text{s}$; $T_{amb} = 25\text{ }^\circ\text{C}$		
	B		B1		B2		B3		$I_Z = 0.5\text{ mA}$	$I_Z = 2\text{ mA}$				TYP.	MAX.
	MIN.	MAX.	MIN.	MAX.	MIN.	MAX.	MIN.	MAX.	TYP.	MAX.			MAX.		
27N	25.10	28.90	-	-	-	-	-	-	35	250	8	40	23.4	73	1.00
30N	28.00	32.00	-	-	-	-	-	35	250	10	40	26.6	66	1.00	
33N	31.00	35.00	-	-	-	-	-	40	275	11	40	29.7	60	0.90	
36N	34.00	38.00	-	-	-	-	-	40	300	15	60	33.0	59	0.80	
39N	37.00	41.00	-	-	-	-	-	40	300	25	75	36.4	58	0.70	
43N	40.00	46.00	-	-	-	-	-	45	325	30	80	41.2	56	0.60	
47N	44.00	50.00	-	-	-	-	-	45	325	30	90	46.1	55	0.50	
51N	48.00	54.00	-	-	-	-	-	45	350	35	110	51.0	52	0.40	
56N	52.00	60.00	-	-	-	-	-	50	375	40	120	57.0	49	0.30	
62N	58.00	66.00	-	-	-	-	-	60	400	50	140	64.4	44	0.30	
68N	64.00	72.00	-	-	-	-	-	75	400	55	160	71.7	40	0.25	
75N	70.00	79.00	-	-	-	-	-	85	400	70	175	80.2	35	0.20	

Voltage regulator diodes

PZM-N series

GRAPHICAL DATA



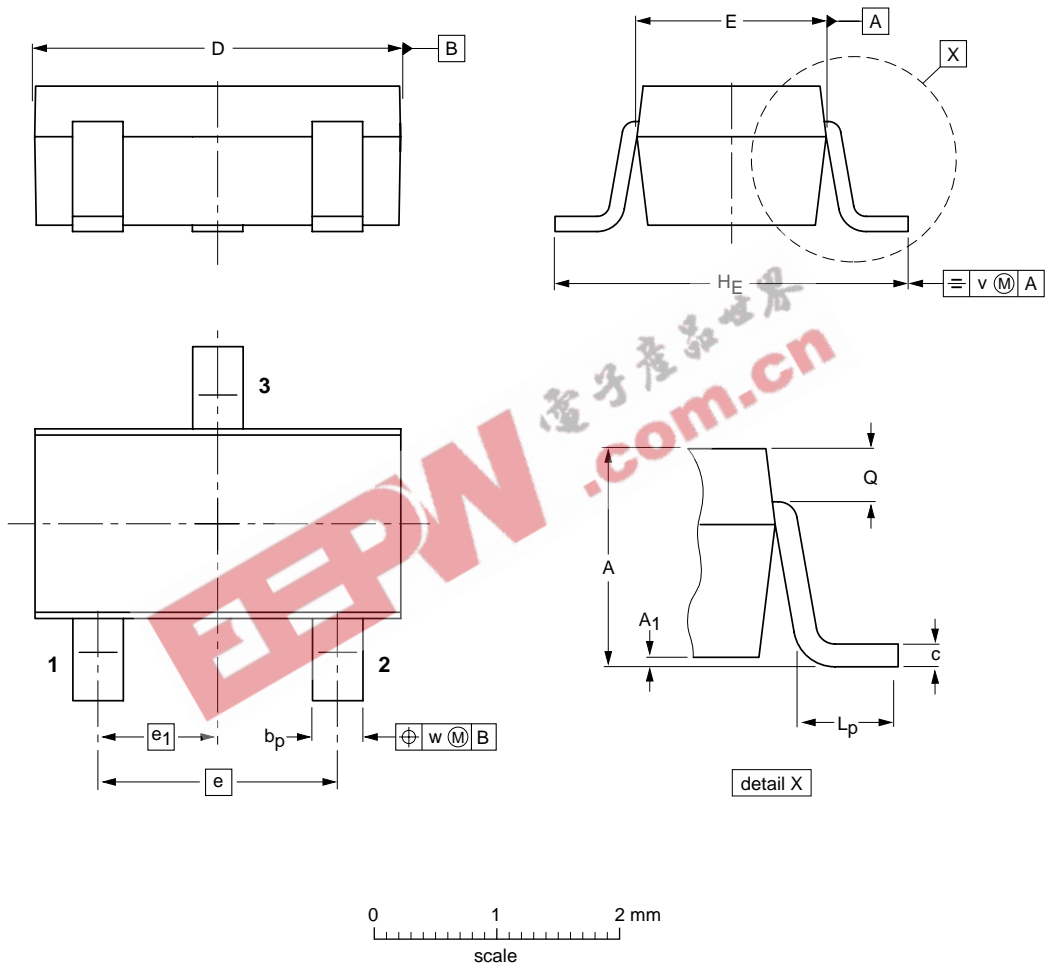
Voltage regulator diodes

PZM-N series

PACKAGE OUTLINE

Plastic surface mounted package; 3 leads

SOT346



DIMENSIONS (mm are the original dimensions)

UNIT	A	A ₁	b _p	c	D	E	e	e ₁	H _E	L _p	Q	v	w
mm	1.3 1.0	0.1 0.013	0.50 0.35	0.26 0.10	3.1 2.7	1.7 1.3	1.9	0.95	3.0 2.5	0.6 0.2	0.33 0.23	0.2	0.2

OUTLINE VERSION	REFERENCES				EUROPEAN PROJECTION	ISSUE DATE
	IEC	JEDEC	EIAJ			
SOT346		TO-236	SC-59			97-02-28

Voltage regulator diodes

PZM-N series

DEFINITIONS

Data Sheet Status	
Objective specification	This data sheet contains target or goal specifications for product development.
Preliminary specification	This data sheet contains preliminary data; supplementary data may be published later.
Product specification	This data sheet contains final product specifications.
Limiting values	
Limiting values given are in accordance with the Absolute Maximum Rating System (IEC 134). Stress above one or more of the limiting values may cause permanent damage to the device. These are stress ratings only and operation of the device at these or at any other conditions above those given in the Characteristics sections of the specification is not implied. Exposure to limiting values for extended periods may affect device reliability.	
Application information	
Where application information is given, it is advisory and does not form part of the specification.	

LIFE SUPPORT APPLICATIONS

These products are not designed for use in life support appliances, devices, or systems where malfunction of these products can reasonably be expected to result in personal injury. Philips customers using or selling these products for use in such applications do so at their own risk and agree to fully indemnify Philips for any damages resulting from such improper use or sale.

EEPW.com.cn

Voltage regulator diodes

PZM-N series

NOTES



Voltage regulator diodes

PZM-N series

NOTES



Philips Semiconductors – a worldwide company

Argentina: see South America

Australia: 34 Waterloo Road, NORTH RYDE, NSW 2113, Tel. +61 2 9805 4455, Fax. +61 2 9805 4466

Austria: Computerstr. 6, A-1101 WIEN, P.O. Box 213, Tel. +43 1 60 101 1248, Fax. +43 1 60 101 1210

Belarus: Hotel Minsk Business Center, Bld. 3, r. 1211, Volodarski Str. 6, 220050 MINSK, Tel. +375 172 20 0733, Fax. +375 172 20 0773

Belgium: see The Netherlands

Brazil: see South America

Bulgaria: Philips Bulgaria Ltd., Energoproject, 15th floor, 51 James Bourchier Blvd., 1407 SOFIA, Tel. +359 2 68 9211, Fax. +359 2 68 9102

Canada: PHILIPS SEMICONDUCTORS/COMPONENTS, Tel. +1 800 234 7381, Fax. +1 800 943 0087

China/Hong Kong: 501 Hong Kong Industrial Technology Centre, 72 Tat Chee Avenue, Kowloon Tong, HONG KONG, Tel. +852 2319 7888, Fax. +852 2319 7700

Colombia: see South America

Czech Republic: see Austria

Denmark: Sydhavnsgade 23, 1780 COPENHAGEN V, Tel. +45 33 29 3333, Fax. +45 33 29 3905

Finland: Sinikalliontie 3, FIN-02630 ESPOO, Tel. +358 9 615 800, Fax. +358 9 6158 0920

France: 51 Rue Carnot, BP317, 92156 SURESNES Cedex, Tel. +33 1 4099 6161, Fax. +33 1 4099 6427

Germany: Hammerbrookstraße 69, D-20097 HAMBURG, Tel. +49 40 2353 60, Fax. +49 40 2353 6300

Greece: No. 15, 25th March Street, GR 17778 TAVROS/ATHENS, Tel. +30 1 489 4339/4239, Fax. +30 1 481 4240

Hungary: see Austria

India: Philips INDIA Ltd, Band Box Building, 2nd floor, 254-D, Dr. Annie Besant Road, Worli, MUMBAI 400 025, Tel. +91 22 493 8541, Fax. +91 22 493 0966

Indonesia: PT Philips Development Corporation, Semiconductors Division, Gedung Philips, Jl. Buncit Raya Kav.99-100, JAKARTA 12510, Tel. +62 21 794 0040 ext. 2501, Fax. +62 21 794 0080

Ireland: Newstead, Clonskeagh, DUBLIN 14, Tel. +353 1 7640 000, Fax. +353 1 7640 200

Israel: RAPAC Electronics, 7 Kehilat Saloniki St, PO Box 18053, TEL AVIV 61180, Tel. +972 3 645 0444, Fax. +972 3 649 1007

Italy: PHILIPS SEMICONDUCTORS, Piazza IV Novembre 3, 20124 MILANO, Tel. +39 2 6752 2531, Fax. +39 2 6752 2557

Japan: Philips Bldg 13-37, Kohnan 2-chome, Minato-ku, TOKYO 108-8507, Tel. +81 3 3740 5130, Fax. +81 3 3740 5077

Korea: Philips House, 260-199 Itaewon-dong, Yongsan-ku, SEOUL, Tel. +82 2 709 1412, Fax. +82 2 709 1415

Malaysia: No. 76 Jalan Universiti, 46200 PETALING JAYA, SELANGOR, Tel. +60 3 750 5214, Fax. +60 3 757 4880

Mexico: 5900 Gateway East, Suite 200, EL PASO, TEXAS 79905, Tel. +9-5 800 234 7381, Fax +9-5 800 943 0087

Middle East: see Italy

Netherlands: Postbus 90050, 5600 PB EINDHOVEN, Bldg. VB, Tel. +31 40 27 82785, Fax. +31 40 27 88399

New Zealand: 2 Wagener Place, C.P.O. Box 1041, AUCKLAND, Tel. +64 9 849 4160, Fax. +64 9 849 7811

Norway: Box 1, Manglerud 0612, OSLO, Tel. +47 22 74 8000, Fax. +47 22 74 8341

Pakistan: see Singapore

Philippines: Philips Semiconductors Philippines Inc., 106 Valero St. Salcedo Village, P.O. Box 2108 MCC, MAKATI, Metro MANILA, Tel. +63 2 816 6380, Fax. +63 2 817 3474

Poland: Ul. Lukiska 10, PL 04-123 WARSZAWA, Tel. +48 22 612 2831, Fax. +48 22 612 2327

Portugal: see Spain

Romania: see Italy

Russia: Philips Russia, Ul. Usatcheva 35A, 119048 MOSCOW, Tel. +7 095 755 6918, Fax. +7 095 755 6919

Singapore: Lorong 1, Toa Payoh, SINGAPORE 319762, Tel. +65 350 2538, Fax. +65 251 6500

Slovakia: see Austria

Slovenia: see Italy

South Africa: S.A. PHILIPS Pty Ltd., 195-215 Main Road Martindale, 2092 JOHANNESBURG, P.O. Box 7430 Johannesburg 2000, Tel. +27 11 470 5911, Fax. +27 11 470 5494

South America: Al. Vicente Pinzon, 173, 6th floor, 04547-130 SÃO PAULO, SP, Brazil, Tel. +55 11 821 2333, Fax. +55 11 821 2382

Spain: Balmes 22, 08007 BARCELONA, Tel. +34 93 301 6312, Fax. +34 93 301 4107

Sweden: Kottbygatan 7, Akalla, S-16485 STOCKHOLM, Tel. +46 8 5985 2000, Fax. +46 8 5985 2745

Switzerland: Allmendstrasse 140, CH-8027 ZÜRICH, Tel. +41 1 488 2741 Fax. +41 1 488 3263

Taiwan: Philips Semiconductors, 6F, No. 96, Chien Kuo N. Rd., Sec. 1, TAIPEI, Taiwan Tel. +886 2 2134 2865, Fax. +886 2 2134 2874

Thailand: PHILIPS ELECTRONICS (THAILAND) Ltd., 209/2 Sanpavuth-Bangna Road Prakanong, BANGKOK 10260, Tel. +66 2 745 4090, Fax. +66 2 398 0793

Turkey: Talatpasa Cad. No. 5, 80640 GÜLTEPE/ISTANBUL, Tel. +90 212 279 2770, Fax. +90 212 282 6707

Ukraine: PHILIPS UKRAINE, 4 Patrice Lumumba str., Building B, Floor 7, 252042 KIEV, Tel. +380 44 264 2776, Fax. +380 44 268 0461

United Kingdom: Philips Semiconductors Ltd., 276 Bath Road, Hayes, MIDDLESEX UB3 5BX, Tel. +44 181 730 5000, Fax. +44 181 754 8421

United States: 811 East Arques Avenue, SUNNYVALE, CA 94088-3409, Tel. +1 800 234 7381, Fax. +1 800 943 0087

Uruguay: see South America

Vietnam: see Singapore

Yugoslavia: PHILIPS, Trg N. Pasica 5/v, 11000 BEOGRAD, Tel. +381 11 62 5344, Fax. +381 11 63 5777

For all other countries apply to: Philips Semiconductors, International Marketing & Sales Communications, Building BE-p, P.O. Box 218, 5600 MD EINDHOVEN, The Netherlands, Fax. +31 40 27 24825

Internet: <http://www.semiconductors.philips.com>

© Philips Electronics N.V. 1999

SCA61

All rights are reserved. Reproduction in whole or in part is prohibited without the prior written consent of the copyright owner.

The information presented in this document does not form part of any quotation or contract, is believed to be accurate and reliable and may be changed without notice. No liability will be accepted by the publisher for any consequence of its use. Publication thereof does not convey nor imply any license under patent- or other industrial or intellectual property rights.

Printed in The Netherlands

115002/00/02/pp12

Date of release: 1999 Jan 28

Document order number: 9397 750 04983

Let's make things better.

**Philips
Semiconductors**



PHILIPS