
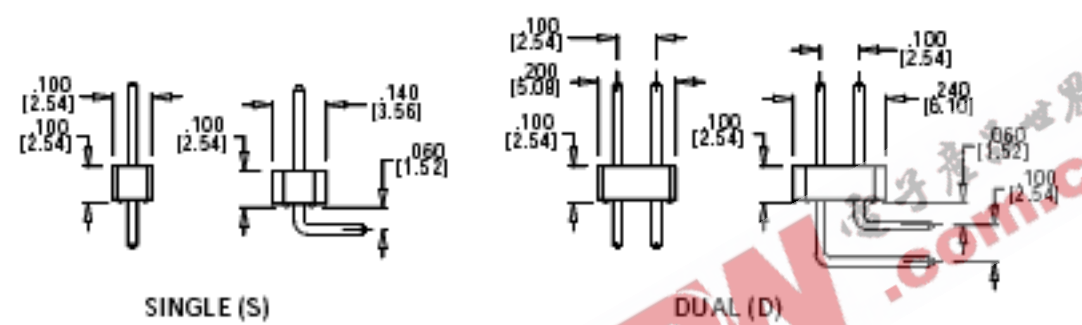


.100" [2.54mm] X .100", .025" SQUARE POST HEADER

JUMPER



READOUT



FEATURES

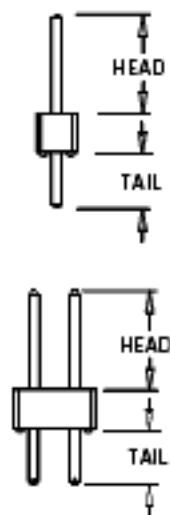
- 3 amp current rating
- UL Flammability Rating: 94V-O
- Insulator: Black Thermoplastic Polyester
- Contact Material: Copper Alloy
- Consult Factory for availability of .100" x .100" Receptacles

For more detailed information please request our separate Headers Catalog.

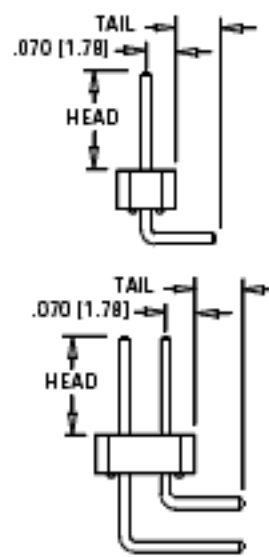
TERMINATION TYPE

P/N CODE	HEAD DIMENSIONS	TAIL DIMENSIONS
AA	.230 [5.84]	.120 [3.05]
AB	.230 [5.84]	.230 [5.84]
AC	.230 [5.84]	.320 [8.13]
AD	.230 [5.84]	.420 [10.67]
AE	.230 [5.84]	.520 [13.21]
AF	.230 [5.84]	.620 [15.75]
AG	.230 [5.84]	.720 [18.29]
AH	.230 [5.84]	.820 [20.83]
FA	.318 [8.08]	.120 [3.05]
FB	.318 [8.08]	.220 [5.59]
FC	.318 [8.08]	.320 [8.13]
FD	.318 [8.08]	.420 [10.67]
FE	.318 [8.08]	.520 [13.21]
ZA	.120 [3.05]	.120 [3.05]
ZC	.120 [3.05]	.260 [6.60]
ZD	.120 [3.05]	.610 [15.49]

RIGHT ANGLE BEND



P/N CODE	HEAD DIMENSIONS	TAIL DIMENSIONS
BA	.230 [5.84]	.100 [3.05]
BB	.230 [5.84]	.200 [5.84]
BC	.230 [5.84]	.300 [8.13]
BD	.230 [5.84]	.400 [10.67]
BE	.230 [5.84]	.500 [13.21]
BF**	.230 [5.84]	.600 [15.75]
BG**	.230 [5.84]	.700 [18.29]
GA	.318 [8.08]	.100 [3.05]
GB	.318 [8.08]	.200 [5.59]
GC**	.318 [8.08]	.300 [8.13]
GD**	.318 [8.08]	.400 [10.67]



** Consult factory for availability in dual readout.

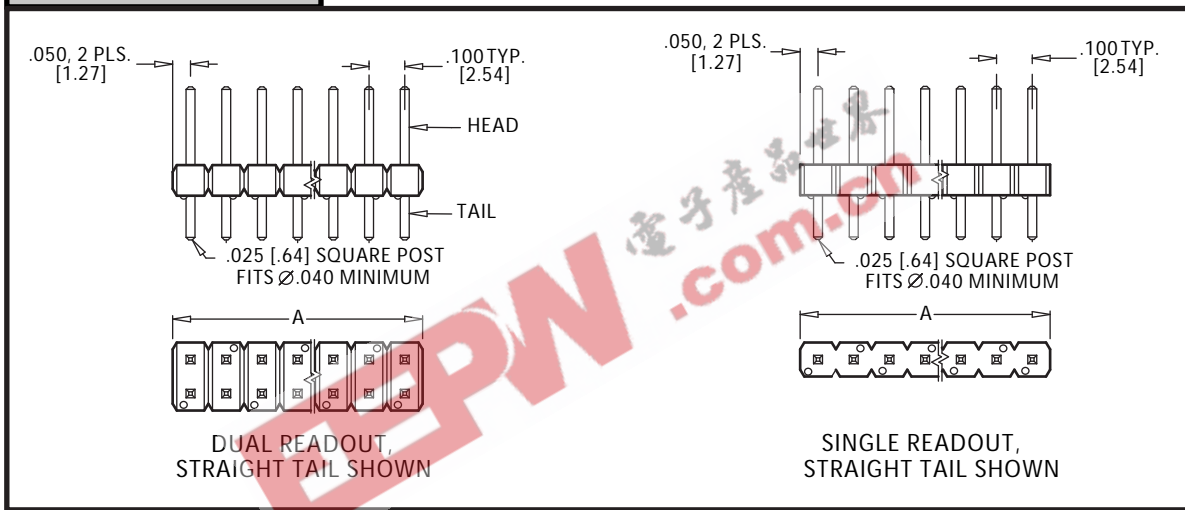
.100" [2.54mm] X .100", .025" SQUARE POST HEADER

PART NUMBER CODING

<p>SERIES</p> <p>P = .025" [.64 mm] Sq. Post Header</p> <p>CONTACT FINISH</p> <table border="0" style="width: 100%;"> <tr> <td style="width: 33%;">Head</td> <td style="width: 33%;">Tail</td> <td style="width: 33%;">Underplate</td> </tr> <tr> <td>Z = .000010" Gold</td> <td>.000100" Tin</td> <td>.000050" Nickel</td> </tr> <tr> <td>X = .000030" Gold</td> <td>.000100" Tin</td> <td>.000050" Nickel</td> </tr> <tr> <td>G = .000010" Gold</td> <td>.000005" Gold</td> <td>.000050" Nickel**</td> </tr> <tr> <td>Y = .000030" Gold</td> <td>.000005" Gold</td> <td>.000050" Nickel**</td> </tr> <tr> <td>T = .000100" Tin</td> <td>.000100" Tin</td> <td>.000050" Nickel</td> </tr> </table> <p>CONTACT CENTERS</p> <p>C = .100" [2.54mm]</p> <p>NUMBER OF POSITIONS</p> <p>01 Thru 36 (eg. 32 Dual = 64 Contacts)</p>	Head	Tail	Underplate	Z = .000010" Gold	.000100" Tin	.000050" Nickel	X = .000030" Gold	.000100" Tin	.000050" Nickel	G = .000010" Gold	.000005" Gold	.000050" Nickel**	Y = .000030" Gold	.000005" Gold	.000050" Nickel**	T = .000100" Tin	.000100" Tin	.000050" Nickel	<p style="text-align: center;">P Z C 36 D AA N -M#</p> <p style="text-align: center;"> ----- ----- ----- ----- ----- ----- ----- ----- </p>	<p>MODIFICATIONS (Consult Factory) Omit for Standard</p> <p>MOUNTING STYLE N = No Mounting R = Retent Lead (Consult Factory)</p> <p>TERMINATION TYPE (Opposite Page) AA, AB, AC, AD, AE, AF, AG, AH FA, FB, FC, FD, FE, BA, BB, BC, BD, BE, BF, GA, GB, GC, GD, ZA, ZC, ZD</p> <p>READOUT (Opposite Page) S = Single D = Dual</p>
Head	Tail	Underplate																		
Z = .000010" Gold	.000100" Tin	.000050" Nickel																		
X = .000030" Gold	.000100" Tin	.000050" Nickel																		
G = .000010" Gold	.000005" Gold	.000050" Nickel**																		
Y = .000030" Gold	.000005" Gold	.000050" Nickel**																		
T = .000100" Tin	.000100" Tin	.000050" Nickel																		

DIMENSIONS

Dimensions in [] are in millimeters, all others in inches.



PART NUMBER*	NUMBER OF CONTACTS SINGLE/DUAL	OVERALL LENGTH A
PZC01 __ N	1/2	0.100 [2.54]
PZC02 __ N	2/4	0.200 [5.08]
PZC03 __ N	3/6	0.300 [7.62]
PZC04 __ N	4/8	0.400 [10.16]
PZC05 __ N	5/10	0.500 [12.70]
PZC06 __ N	6/12	0.600 [15.24]
PZC07 __ N	7/14	0.700 [17.78]
PZC08 __ N	8/16	0.800 [20.32]
PZC09 __ N	9/18	0.900 [22.86]
PZC10 __ N	10/20	1.000 [25.40]
PZC11 __ N	11/22	1.100 [27.94]
PZC12 __ N	12/24	1.200 [30.48]
PZC13 __ N	13/26	1.300 [33.02]
PZC14 __ N	14/28	1.400 [35.56]
PZC15 __ N	15/30	1.500 [38.10]
PZC16 __ N	16/32	1.600 [40.64]
PZC17 __ N	17/34	1.700 [43.18]
PZC18 __ N	18/36	1.800 [45.72]

PART NUMBER*	NUMBER OF CONTACTS SINGLE/DUAL	OVERALL LENGTH A
PZC19 __ N	19/38	1.900 [48.26]
PZC20 __ N	20/40	2.000 [50.80]
PZC21 __ N	21/42	2.100 [53.34]
PZC22 __ N	22/44	2.200 [55.88]
PZC23 __ N	23/46	2.300 [58.42]
PZC24 __ N	24/48	2.400 [60.96]
PZC25 __ N	25/50	2.500 [63.50]
PZC26 __ N	26/52	2.600 [66.04]
PZC27 __ N	27/54	2.700 [68.58]
PZC28 __ N	28/56	2.800 [71.12]
PZC29 __ N	29/58	2.900 [73.66]
PZC30 __ N	30/60	3.000 [76.20]
PZC31 __ N	31/62	3.100 [78.74]
PZC32 __ N	32/64	3.200 [81.28]
PZC33 __ N	33/66	3.300 [83.82]
PZC34 __ N	34/68	3.400 [86.36]
PZC35 __ N	35/70	3.500 [88.90]
PZC36 __ N	36/72	3.600 [91.44]

* For complete part number add readout and termination type from Part Number Coding (e.g. PZC36DAAN).

** Consult Factory