


**Power PCB Relay RX1**

- 1 pole 12 or 16 A, 1 CO or 1 NO
- DC- or AC-coil
- Reinforced insulation
- Transparent cover optional
- RoHS compliant (Directive 2002/95/EC) as per product date code 0413

**Applications**

Domestic appliances, heating control, emergency lighting, automatic doors



S0271-A

**Approvals**

VDE REG.-Nr. A651, cULus E214025  
 Technical data of approved types on request

**Contact data**

Contact configuration	1 CO or 1 NO
Contact set	single contact
Type of interruption	micro disconnection
Rated current	12 A / 16 A
Rated voltage / max.switching voltage AC	240/400 VAC
Maximum breaking capacity AC	3000 VA / 4000 VA
Limiting making capacity, max 4 s, duty factor 10%	25 A
Contact material	AgNi 90/10
Mechanical endurance DC coil	> 5 x 10 <sup>6</sup> cycles
AC coil	> 1 x 10 <sup>6</sup> cycles
Rated frequency of operation with / without load	6 / 600 min <sup>-1</sup>

**Contact ratings**

Type	Load	Cycles
RX1	12 A, 250 VAC, DC coil, NO contact, 85°C, EN61810-1	1x10 <sup>5</sup>
RX1	12 A, 250 VAC, AC coil, NO contact, 70°C, EN61810-1	1x10 <sup>5</sup>
RX3	16 A, 250 VAC, NO contact, 70°C, DF 50%, EN61810-1	5x10 <sup>4</sup>
RX3	16 A, 250 VAC, NO contact, 85°C, DF 10%, UL508	5x10 <sup>4</sup>

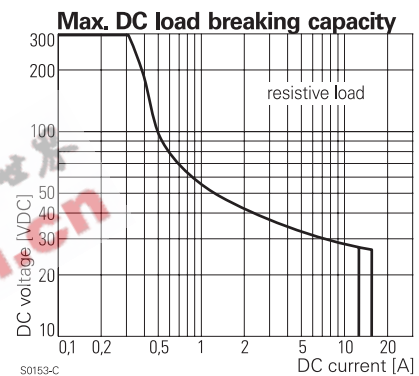
**Coil data**

Rated coil voltage range DC coil	5...110 VDC
AC coil	24...230 VAC
Coil power DC coil	520 mW
AC coil	typ 0,75 VA
Operative range	2
Coil insulation system according UL1446	class F

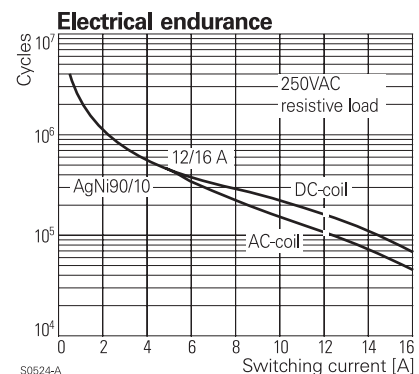
**Coil versions, DC-coil**

Coil code	Rated voltage VDC	Operate voltage VDC	Release voltage VDC	Coil resistance Ohm	Rated coil power mW
005	5	3.5	0.5	50±10%	500
006	6	4.2	0.6	68±10%	529
012	12	8.4	1.2	274±10%	526
024	24	16.8	2.4	1095±10%	526
048	48	33.6	4.8	4380±10%	526
060	60	42.0	6.0	6845±10%	526
110	110	77.0	11.0	23010±10%	526

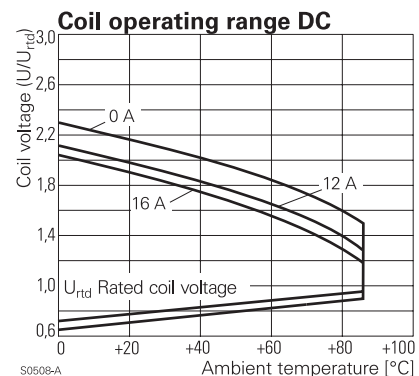
All figures are given for coil without preenergization, at ambient temperature +23°C



S0153-C



S0524-A



S0508-A

**Power PCB Relay RX1 (Continued)**

**Coil versions, AC-coil 50Hz**

Coil code	Rated voltage	Operate voltage 50 Hz	Release voltage 50 Hz	Coil resistance	Rated coil power 50 Hz
	VAC	VAC	VAC	Ohm	VA
524	24	18.0	3.6	350±10%	0.76
615	115	86.3	17.3	8100±15%	0.76
730	230	172.5	34.5	32500±15%	0.74

All figures are given for coil without preenergization, at ambient temperature +23°C

**Insulation**

Dielectric strength coil-contact circuit	4000 V <sub>rms</sub>		
open contact circuit	1000 V <sub>rms</sub>		
Clearance / creepage coil-contact circuit	≥ 8 / 8 mm		
Material group of insulation parts	≥ IIIa		
Tracking index of relay base	PTI 250 V		
Insulation to IEC 60664-1			
Type of insulation coil-contact circuit	reinforced		
open contact circuit	functional		
Rated insulation voltage	250 V		
Pollution degree 12 A version	3		3
16 A version	3		2
Rated voltage system	240 V		400 V
Overtoltage category	III		

**Other data**

RoHS - Directive 2002/95/EC	compliant as per product date code 0413
Flammability class according to UL94	V-0 <sup>1)</sup>
Ambient temperature range DC coil	-40...+85°C <sup>2)</sup>
AC coil	-40...+70°C
Operate- / release time DC coil	typ 7 / 2 ms
Bounce time DC coil, NO / NC contact	typ 1 / 3 ms
Vibration resistance (function) NO / NC contact	20 / 4 g, 10 ... 150 Hz
Shock resistance (destruction)	100 g
Category of protection	RTII - flux proof
Mounting standard version (white cover)	pcb or on socket
transparent version	pcb
Mounting distance	2,5 mm <sup>3)</sup>
Resistance to soldering heat flux-proof version	270 °C / 10 s
Relay weight	14 g
Packaging unit	500 pcs

<sup>1)</sup> Version with transparent cover: V-2

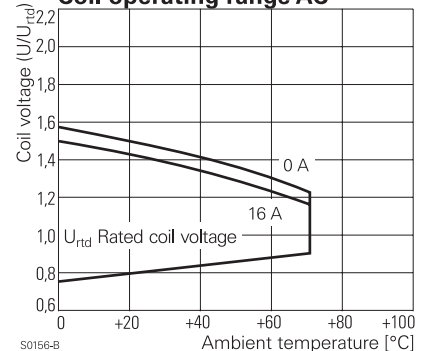
<sup>2)</sup> Version with transparent cover: -40...+70°C

<sup>3)</sup> Version with transparent cover: 5 mm

**Accessories**

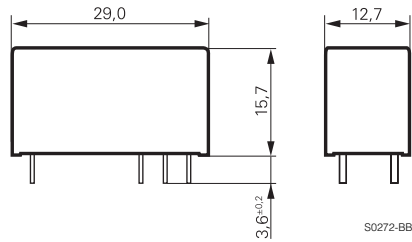
For standard version (white cover), details see datasheet accessories RT

**Coil operating range AC**



**Power PCB Relay RX1 (Continued)**

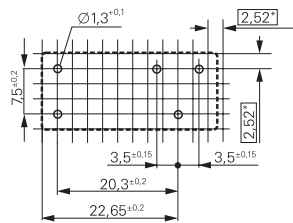
**Dimensions**



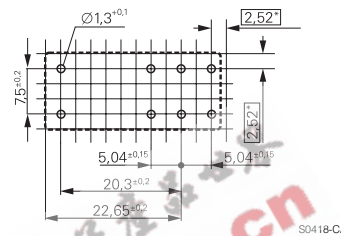
**PCB layout / terminal assignment**  
Bottom view on solder pins

\*) With the recommended PCB hole sizes a grid pattern from 2.5 mm to 2.54 mm can be used.

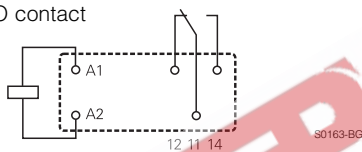
12 A, pinning 3.5 mm



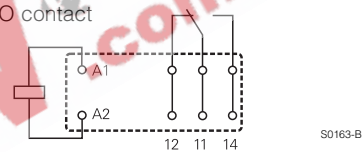
16 A, pinning 5 mm



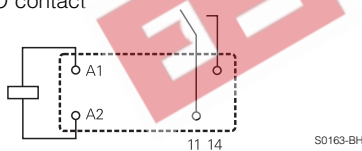
1 CO contact



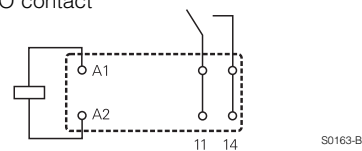
1 CO contact



1 NO contact



1 NO contact



**Product key**



Type

Version

- 1** 12 A, pinning 3.5 mm, flux proof
- 3** 16 A, pinning 5 mm, flux proof

Contact configuration

- 1** 1 CO contact
- 3** 1 NO contact

Contact material

- 4** AgNi 90/10

Coil

Coil code: please refer to coil versions table

Cover

- Blank** standard cover (white)
- C** transparent cover (clear)

**Power PCB Relay RX1 (Continued)**

Product key	Version	Contacts	Cont. material	Coil	Cover	Part number
RX114012	12 A	1 CO contact	AgNi 90/10	12 VDC	white	6-1415502-1
RX114012C	pinning 3.5mm				transparent	1-1415503-1
RX114024	flux proof			24 VDC	white	7-1415502-1
RX114024C					transparent	2-1415503-1
RX114730				230 VAC	white	8-1415502-1
RX114730C					transparent	5-1415503-1
RX134012		1 NO contact		12 VDC	white	9-1415502-1
RX134024				24 VDC		1415503-1
RX314012	16 A	1 CO contact		12 VDC		1-1415502-1
RX314012C	pinning 5mm				transparent	3-1415503-1
RX314024	flux proof			24 VDC	white	2-1415502-1
RX314024C					transparent	4-1415503-1
RX314730				230 VAC	white	3-1415502-1
RX314730C					transparent	6-1415503-1
RX334012		1 NO contact		12 VDC	white	4-1415502-1
RX334024				24 VDC		5-1415502-1

EEPW 电子产品世界  
 .com.cn