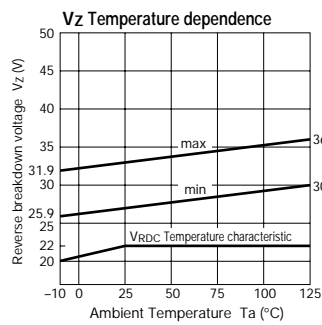
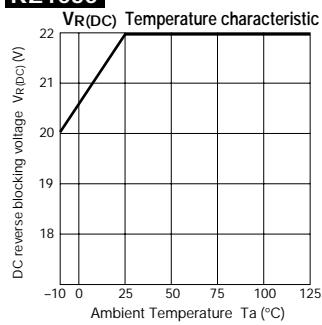


Avalanche Diodes with built-in Thyristor

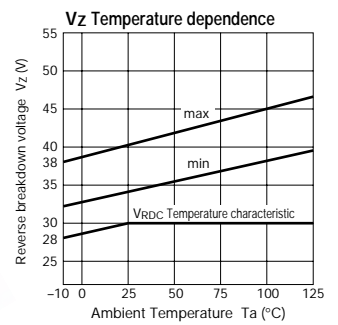
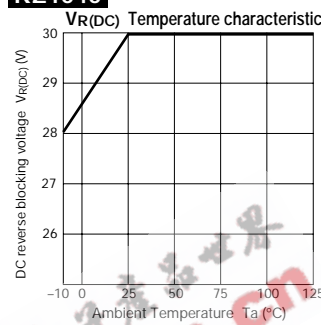
| Type No. | Parameter V_{RDC} (V) (-10°C) | Absolute Maximum Ratings | | | Electrical Characteristics (Ta=25°C) | | | Others | | |
|----------|--|--|---------------|-------------------|--------------------------------------|--|---|--------------------|-------------|------|
| | | I_{TSM} (A) 50Hz Half-cycle Sinewave Single Shot | T_j (°C) | T_{stg} (°C) | V_z (V) | I_R (μ A) $V_R = V_{RM}$ max | I_R (H) (μ A) $V_R = V_{RM}$ Ta=100°C max | γ (typ.) | Mass (g) | Fig. |
| RZ1030 | 20 | 30 | -10 to +125 | -40 to +150 | 27 to 33 | 10 | 50 | 0.03 | 0.44 | Ⓐ |
| RZ1040 | 28 | | | | 34 to 40 | | | | | |
| RZ1055 | 40 | | | | 50 to 60 | | | | | |
| RZ1065 * | 50 | | | | 60 to 70 | | | | | |
| RZ1100 * | 80 | | | | 90 to 110 | | | | | |
| RZ1125 * | 105 | | | | 115 to 135 | | | | | |
| RZ1150 | 125 | | | | 140 to 160 | | | | | |
| RZ1175 | 150 | | | | 165 to 185 | | | | | |
| RZ1200 | 180 | | | | 185 to 215 | | | | | |
| EZ0150 | 125 | | | | 140 to 160 | | | | | |

* Under development

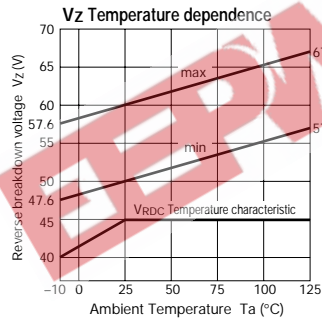
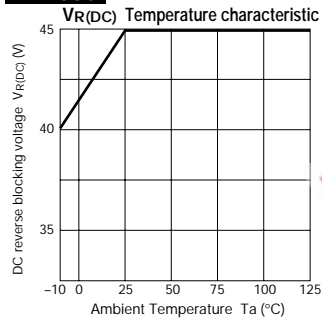
RZ1030



RZ1040



RZ1055



RZ1065

RZ1100

RZ1125

External Dimensions (Unit: mm)

Flammability:
UL94V-0 or Equivalent

Fig. Ⓐ

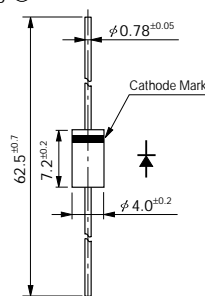
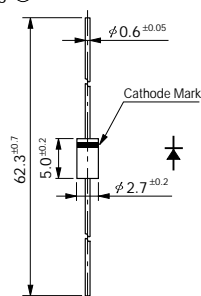
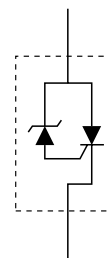
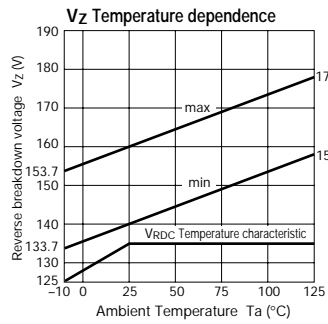
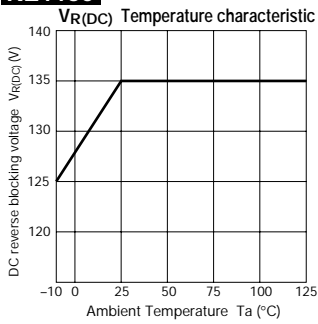
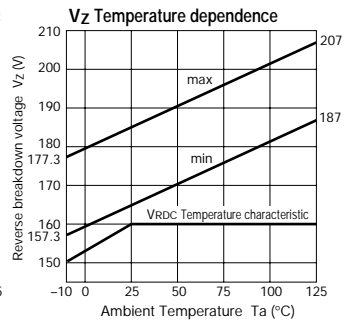
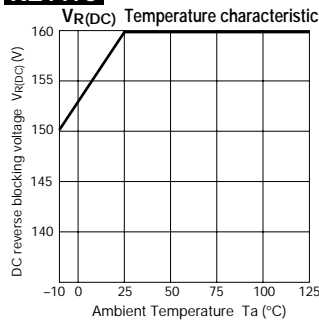
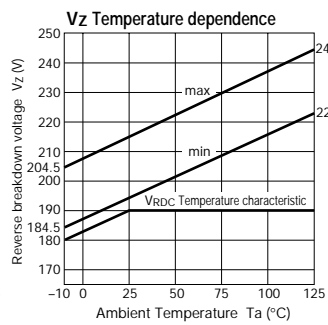
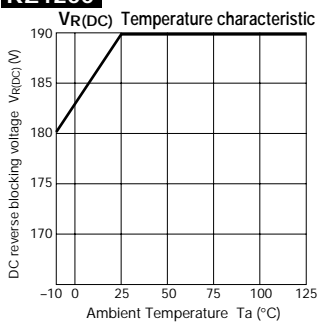


Fig. Ⓑ



Equivalent circuit diagram



RZ1150**RZ1175****RZ1200****EZ0150**