

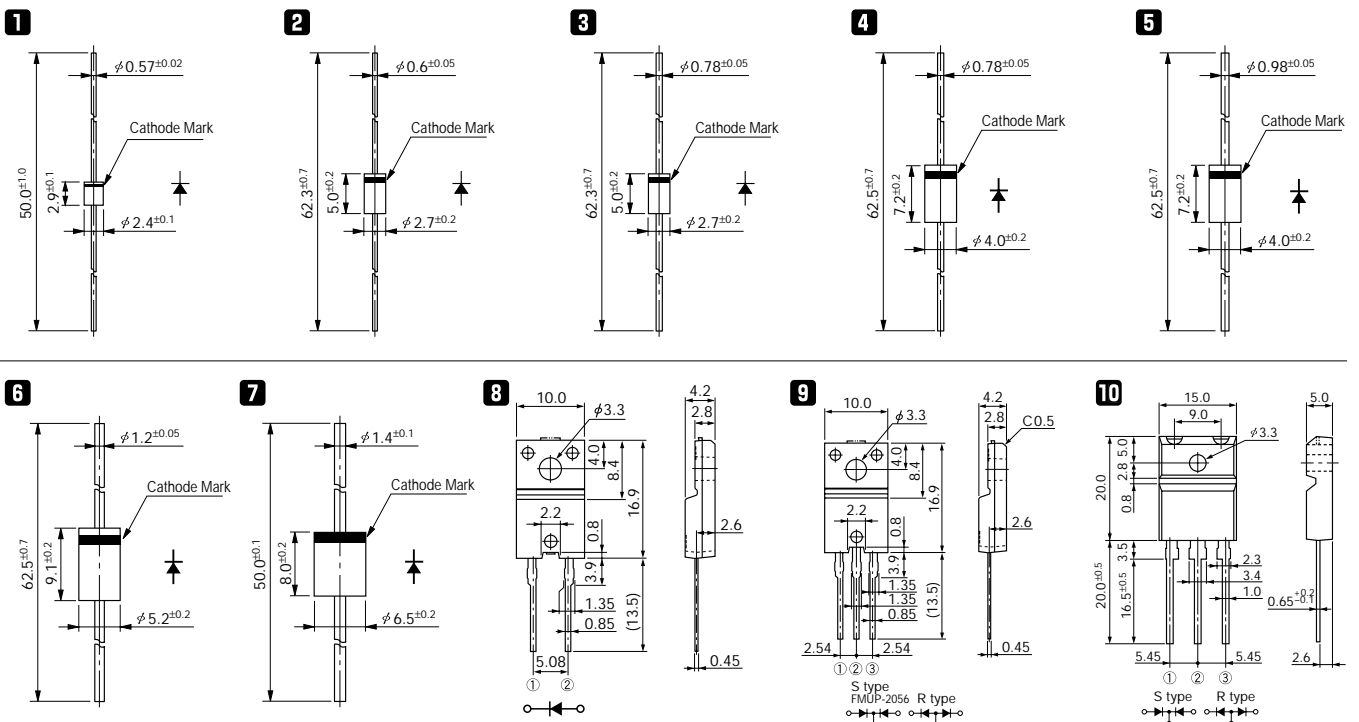
Fast-Recovery Rectifier Diodes 600V

trr ①: I_F/I_R(=I_F) 90% Recovery Point
 (ex. I_F/I_R = 100mA/100mA 90% Recovery Point)
 trr ②: I_F/I_R(=2 I_F) 75% Recovery Point
 (ex. I_F/I_R = 100mA/200mA 75% Recovery Point)

V _{RM} (V)	Package	Part Number	I _F (AV) (A) () is with Heatsink	I _{FSM} (A) 50Hz Half-cycle Sine-wave Single Shot	T _j (°C)	T _{stg} (°C)	V _F (V) max	I _R (μA)		Ta (°C)	trr ① (μs)		trr ② (μs)		R _{th} (j-ℓ) R _{th} (j-c) (°C/W)	Mass (g)	Fig. No.	Page where characteristic curve is shown	
								I _F (A)	V _R =V _{RM} max		V _R =V _{RM} max	I _F /I _{FP} (mA)	I _F /I _{FP} (mA)						
600	Axial	EU01A	0.25	15	-40 to +150	2.5	0.25	10	150	100	0.4	10/10	0.18	10/20	20	0.2	2	55	
		EU 1A	0.25	15	-40 to +150	2.5	0.25	10	150	100	0.4	10/10	0.18	10/20	17	0.3	1	56	
		RU 1A	0.25	15	-40 to +150	2.5	0.25	10	200	100	0.4	10/10	0.18	10/20	15	0.4	4	58	
		AU01A	0.5	15	-40 to +150	1.7	0.5	10	150	100	0.4	10/10	0.18	10/20	22	0.13	1	55	
		AS01A	0.6	20	-40 to +150	1.5	0.6	10	50	100	1.5	10/10	0.6	10/20	22	0.13	1	55	
		EH 1A	0.6	30	-40 to +150	1.35	0.6	10	200	150	4	10/10	1.3	10/20	17	0.3	3	56	
		RF 1A	0.6	15	-40 to +150	2.0	0.6	10	200	100	0.4	10/10	0.18	10/20	15	0.4	4	57	
		RH 1A	0.6	35	-40 to +150	1.3	0.6	5	70	150	4	10/10	1.3	10/20	15	0.4	4	57	
		ES 1A	0.7	30	-40 to +150	2.5	0.8	10	200	100	1.5	10/10	0.6	10/20	20	0.2	2	56	
		ES01A	0.7	30	-40 to +150	2.5	0.8	10	200	100	1.5	10/10	0.6	10/20	20	0.2	2	55	
		RS 1A	0.7	30	-40 to +150	2.5	0.8	10	200	100	1.5	10/10	0.6	10/20	20	0.4	4	57	
		AU02A	0.8	25	-40 to +150	1.3	0.8	10	250	100	0.4	10/10	0.18	10/20	22	0.13	1	55	
		EU02A	1.0	15	-40 to +150	1.4	1.0	10	300	100	0.4	10/10	0.18	10/20	20	0.2	2	56	
		EU 2A	1.0	15	-40 to +150	1.4	1.0	10	300	100	0.4	10/10	0.18	10/20	17	0.3	3	56	
		RU 2	1.0	20	-40 to +150	1.5	1.0	10	300	100	0.4	10/10	0.18	10/20	15	0.4	4	58	
		RU 2AM	1.1	20	-40 to +150	1.2	1.1	10	300	100	0.4	10/10	0.18	10/20	15	0.4	4	58	
		RU 20A	1.5	50	-40 to +150	1.1	1.5	10	350	100	0.4	10/10	0.18	10/20	15	0.4	4	58	
		RU 3A	1.5	20	-40 to +150	1.5	1.5	10	400	100	0.4	10/10	0.18	10/20	12	0.6	5	59	
		RU 3AM	1.5	50	-40 to +150	1.1	1.5	10	350	100	0.4	10/10	0.18	10/20	12	0.6	5	59	
		RU 30A	2.0	200	-40 to +150	0.95	2.0	10	300	100	0.4	100/100	0.18	100/200	10	1.0	6	59	
		RU 31A	3.0	150	-40 to +150	1.2	3.0	50	500	100	0.4	100/100	0.18	100/200	10	1.0	6	59	
		RU 4A	1.5 (3.0)	50	-40 to +150	1.5	3.0	10	300	100	0.4	10/10	0.18	10/20	8	1.2	7	60	
		RU 4AM	2.0 (3.5)	70	-40 to +150	1.3	3.5	10	300	100	0.4	100/100	0.18	100/200	8	1.2	7	60	
		Frame-2Pin	FMUP-1056	5.0	30	-40 to +150	1.25	5.0	50	500	100	0.4	100/100	0.18	100/200	4.0	2.1	8	61
			FMUP-1106	10	40	-40 to +150	1.35	10	50	500	100	0.4	100/100	0.18	100/200	4.0	2.1	8	61
		Center-tap	FMU-16S, R	5.0	30	-40 to +150	1.5	2.5	50	500	100	0.4	100/100	0.18	100/200	4.0	2.1	9	61
			FMUP-2056*	5.0	30	-40 to +150	1.5	2.5	50	500	100 (T _j)	0.4	100/100	0.18	100/200	4.0	2.1	9	61
			FMU-26S, R	10	40	-40 to +150	1.5	5.0	50	500	100	0.4	100/100	0.18	100/200	4.0	2.1	10	62
FMU-36S, R	20		80	-40 to +150	1.5	10	50	500	100	0.4	100/100	0.18	100/200	2.0	5.5	10	62		

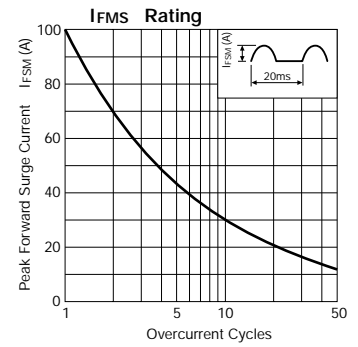
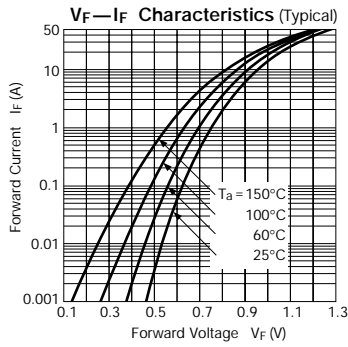
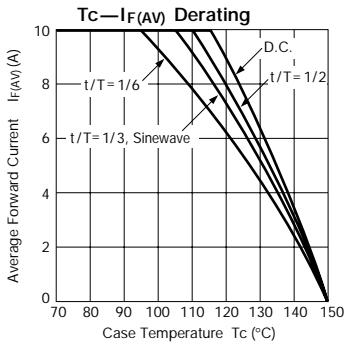
* : Under development

External Dimensions Flammability: UL94V-0 or Equivalent (Unit: mm)

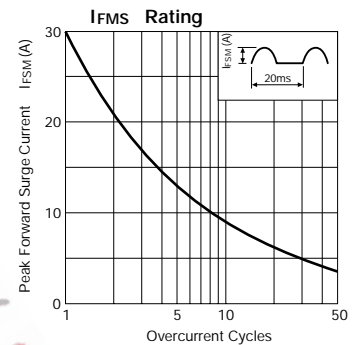
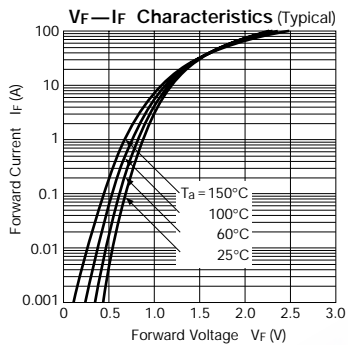
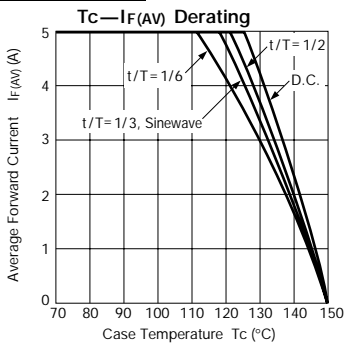


Fast-Recovery Rectifier Diodes

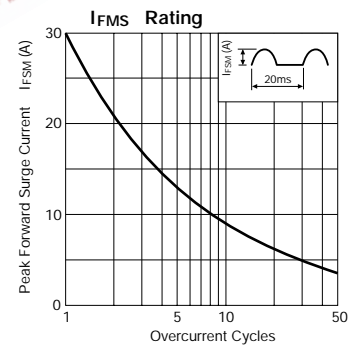
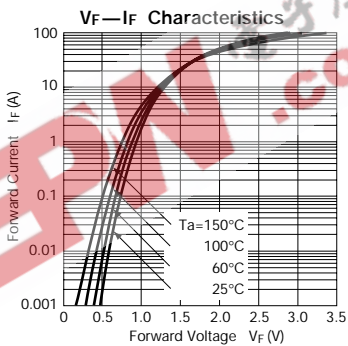
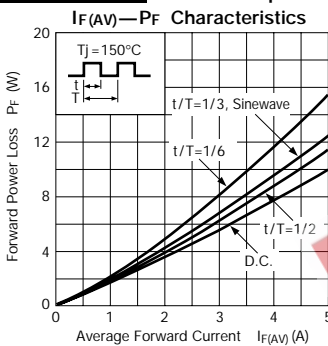
FMU-G2YXS



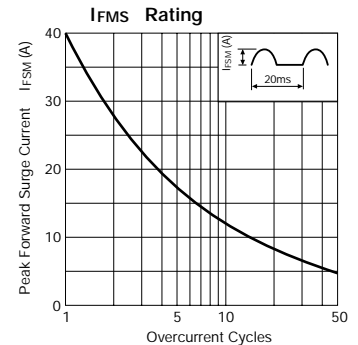
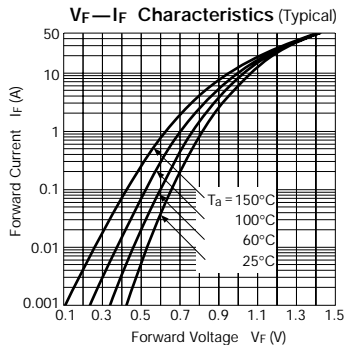
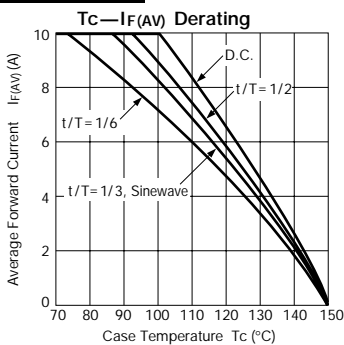
FMUP-1056



FMUP-2056 Under development



FMUP-1106



FMU-1 series

