

ECONOLINE - DC/DC-Converter


RXT & RYT Series, 1W, DIP14, Regulated, Isolated Outputs (Dual Output)

New

RECOM

Features

- Isolated Outputs
- Output/Output Isolation 1kVDC
- Power Sharing on Outputs
- UL 94V-0 Package Material
- No Heatsink Required
- Toroidal Magnetics
- No Extern. Components Required
- Input/Output Isolation 1kVDC

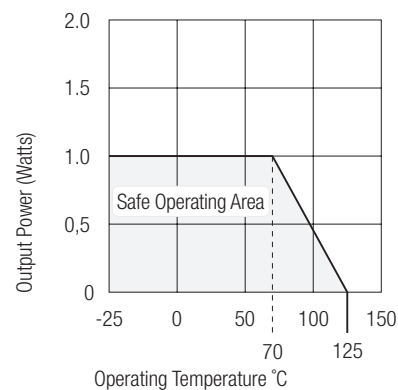


Selection Guide

| Part Number DIP 14 | Part Number SIP 7 | Input Voltage (VDC) | Output Voltage (V1VDC) | Output Voltage (V2VDC) | Output Current (mA) | Efficiency (%) |
|-----------------------|----------------------|------------------------|---------------------------|---------------------------|------------------------|-------------------|
| RXT-XX0505 | RYT-XX0505 | 5, 9, 12, 15, 24 | 5 | 5 | 100/100 | 53 |
| RXT-XX0909 | RYT-XX0909 | 5, 9, 12, 15, 24 | 9 | 9 | 55/55 | 58 |
| RXT-XX1212 | RYT-XX1212 | 5, 9, 12, 15, 24 | 12 | 12 | 42/42 | 62 |
| RXT-XX1515 | RYT-XX1515 | 5, 9, 12, 15, 24 | 15 | 15 | 33/33 | 65 |
| RXT-XX0524 | RYT-XX0524 | 5, 9, 12, 15, 24 | 24 | 24 | 21/21 | 65 |

Specifications (Core Operating Area) and Operating Temperature / Derating-Graph

| | |
|---|----------------------------|
| Input Voltage | ±5% |
| Input Filter | Capacitor Type |
| Output Voltage Accuracy | ±5% |
| Line Voltage Regulation | ±0.5% - ±1% |
| Load Voltage Regulation (20% to 100% full load) | ±0.5% - ±1.0% |
| Ripple and Noise (20MHz limited) | 100mV p-p max. |
| Efficiency at Full Load | 50% min. |
| Isolation Voltage | 1.000VDC min. |
| Isolation Resistance (Viso = 500VDC) | 10 GΩ min. |
| Isolation Capacitance | 40pF min./72pF max. |
| Outputs Isolation Voltage | 1.000VDC min. |
| Short Circuit Protection | 1 Second |
| Switching Frequency at Full Load | 38kHz min. / 85kHz max. |
| Operating Temperature | -25°C to +70°C (see Graph) |
| Storage Temperature | -55°C to +125°C |
| Package Weight | 2.9g |



ECONOLINE - DC/DC-Converter

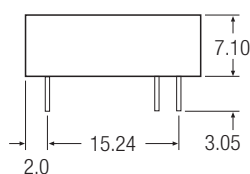
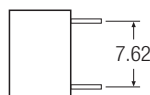
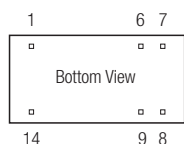
RXT & RYT Series, 1W, DIP14, Regulated, Isolated Outputs (Dual Output)



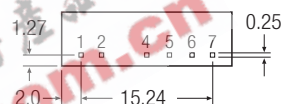
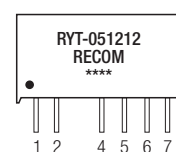

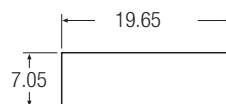
RECOM

Package Style and Pinning (mm)

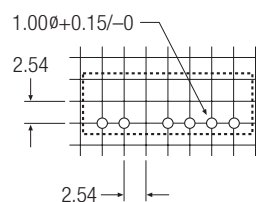
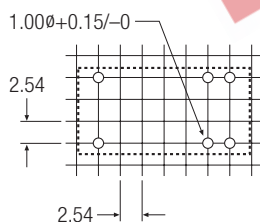
14 PIN DIP Package



7 PIN SIP Package



Recommended Footprint Details



Pin Connections RXT

| Pin # | Dual |
|-------|---------|
| 1 | -Vin |
| 6 | +Vout 1 |
| 7 | -Vout 1 |
| 8 | -Vout 2 |
| 9 | +Vout 2 |
| 14 | +Vin |

Pin Connections RYT

| Pin # | Dual |
|-------|---------|
| 1 | +Vin |
| 2 | -Vout |
| 4 | +Vout 1 |
| 5 | -Vout 1 |
| 6 | +Vout 2 |
| 7 | -Vout 2 |

XX.X ± 0.5 mm
XX.XX ± 0.25 mm