

Wirewound Rheostat/Potentiometer

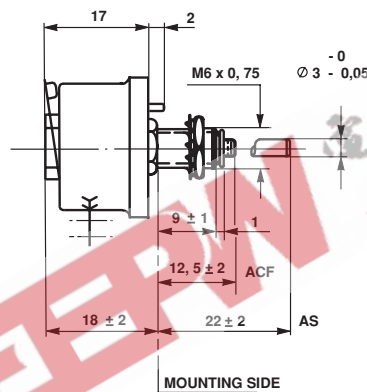
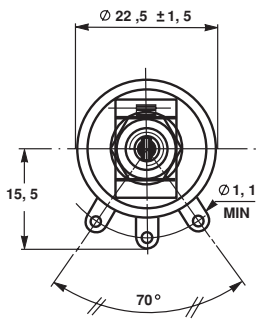


FEATURES

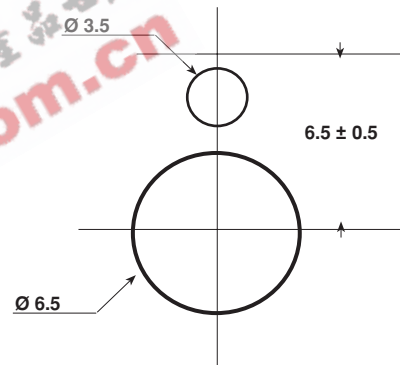
- 12 Watt at 25°C
- CCTU 05-03B (PA9)
- Vitreous RT12 and Laquered RTE12 styles

DIMENSIONS in millimeters

RT12-PA9



PANEL CUT OUT DETAILS



MECHANICAL SPECIFICATIONS

Mechanical Protection	RT12 vitreous RTE12 lacquered
Mechanical Travel	290° + 15° - 10°
Operating Torque	1 to 10 Ncm
End Stop Torque	25 Ncm
Unit Weight	18.3 g

ENVIRONMENTAL SPECIFICATIONS

Temperature Range	RT12 - 55°C + 320°C RTE12 - 55°C + 220°C
Climatic Category	CCTU 454 CEI 55 / 200 / 56

ELECTRICAL SPECIFICATIONS

Ohmic Range	RT12	RTE12
	1Ω to 2.2kΩ	> 2.2kΩ to 4.7kΩ
Tolerance Standard	± 10%	
Power Rating	12 W at 25°C	
Variation Law	linear	
Limiting Element Voltage	300V	
Dielectric Strength	1000VRMS	
Insulation Resistance	10 ³ MΩ(500Vcc)	

RT12, RTE12

Vishay Sfernice

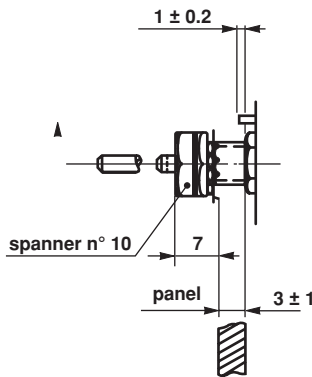
Wirewound Rheostat/Potentiometer



The spindle locking device can be fitted only to special units equipped with a slotted bushing.

Order reference : B.

LOCKING DEVICE

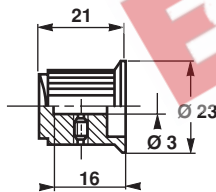


PARTICULAR CHARACTERISTICS		
NOMINAL RESISTANCE Ω	MAX. SERVICE VOLTAGE V	MAX. CURRENT THROUGH WIPER mA
1	3.46	3460
1.5	4.24	2830
2.2	5.14	2340
3.3	6.29	1910
4.7	7.51	1600
6.8	9.03	1330
10	11	1100
15	13.4	900
22	16.3	740
33	19.9	603
47	23.7	505
68	28.6	420
100	34.6	346
150	42.4	283
220	51.4	234
330	62.9	191
470	75.1	160
680	90.3	133
1 k	110	110
1.5 k	134	90
2.2 k	163	74

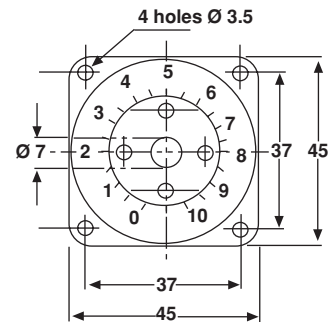
SPINDLES			
Ø mm	DISTANCE TO MOUNTING PLATE MM	SCREW DRIVER SLOT	CODE
3	12.5	WITH	ACF
3	22	WITHOUT	AS

For any special requirement on request : spindle flats, etc. Please supply detailed drawing.

COMMAND KNOB : 20JF (OPTION)



DIAL : CG45 (OPTION)



MARKING

SFERNICE trademark, series, style, ohmic value in Ω or kΩ, tolerance in %, maximum current in A, manufacturing date

ORDERING INFORMATION									
VITREOUS LACQUERED	RT RTE SERIES	12 STYLE	L	AS	1.5KΩ	± 10%			
			SPINDLE LOCKING DEVICE Optional	VARIATION LAW	SPECIAL DESIGN Method N° Optional	WINDING Optional	SPINDLE (Code) for special spindles please supply detailed drawing	OHMIC VALUE	TOLERANCE
OPTIONS	ACC	20JF	CG45	XXX					
	MODEL	KNOB	DIAL	OTHER SPECIAL REQUIREMENTS					