



Leaded Varistors

Telecom Series

Construction

- Round varistor element, leaded
- Coating: epoxy resin, flame-retardant to UL 94 V-0
- Terminals: tinned copper wire

Features

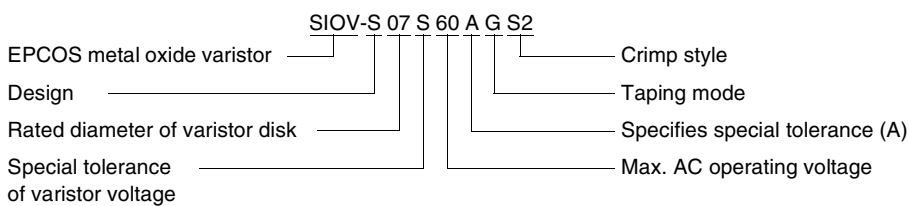
- Suitable for handling the surge current of the 10/700 μ s pulse to ITU-T and IEC 1000-4-5
- Suitable for handling the increased surge voltage according to the directives of Germany's telecom administration
- Matched to line conditions with or without superimposed ringing voltage
- Electrical SMD equivalents available
- PSpice models

Taping

- Only available on tape

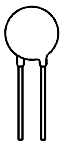
Type designation

Detailed description of coding system on page 39, chapter "General Technical Information"



General technical data

Climatic category	40/85/56	in accordance with IEC 60068-1
LCT	- 40 °C	
UCT	+ 85 °C	
Damp heat, steady state (93 % r.h., 40 °C)	56 days	in accordance with IEC 60068-2-3
Operating temperature	- 40 ... + 85 °C	in accordance with CECC 42 000
Storage temperature	- 40 ... + 125 °C	
Electric strength	$\geq 2,5 \text{ kV}_{\text{RMS}}$	in accordance with CECC 42 000
Insulation resistance	$\geq 10 \text{ M}\Omega$	in accordance with CECC 42 000
Response time	< 25 ns	



Leaded Varistors
Telecom Series

Maximum ratings ($T_A = 85\text{ }^\circ\text{C}$)

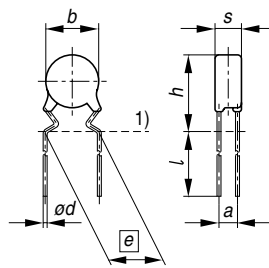
Type	Ordering code	V_{RMS} V	V_{DC} V	i ($10 \times$ 10/700 μs A ¹⁾)	i_{max} 8/20 μs A	W_{max} (2 ms) J	P_{max} W
SIOV-							
S07S60AGS2	B72207S0600S212	60	85	45	1200	4,8	0,25
S07S95AGS2	B72207S0950S212	95	125	45	1200	7,6	0,25

Characteristics ($T_A = 25\text{ }^\circ\text{C}$)

Type	V_V (1 mA) V	ΔV_V (1 mA) %	Max. clamping voltage v	i (A ¹⁾)	C_{typ} (1 kHz) pF	Derating curve Page	V/I char- acteristic Page
SIOV-							
S07S60AGS2	100	+18/-1	200	45	480	247	280
S07S95AGS2	150	+10/-2	270	45	260	247	280

Note

In addition to the telecom varistors listed above, all varistors of the standard series can be used for telecom applications if the selection criteria are considered.



1) Seating plane in accordance with IEC 60717
VAR0409-K

Dimensions

Type	e +0,6/-0,1 mm	$a \pm 1$ mm	b_{max} mm	s_{max} mm	h_{max} mm	l_{min} mm	d mm
SIOV-S07S60AGS2	5,0	1,2	9,0	3,3	12,0	(*)	0,6
SIOV-S07S95AGS2	5,0	1,3	9,0	3,4	12,0	(*)	0,6

For (*) see chapter "Taping", page 211 ff.

Weight

Size	approx.
S07S60	0,6 ... 0,8 g
S07S95	0,6 ... 0,8 g

1) The test circuit according to figure 44 in chapter "Applications" yields a surge current amplitude of approx. 45 A.

Herausgegeben von EPCOS AG

Unternehmenskommunikation, Postfach 80 17 09, 81617 München, DEUTSCHLAND

☎ ++49 89 636 09, FAX (0 89) 636-2 26 89

© EPCOS AG 2002. Vervielfältigung, Veröffentlichung, Verbreitung und Verwertung dieser Broschüre und ihres Inhalts ohne ausdrückliche Genehmigung der EPCOS AG nicht gestattet.

Bestellungen unterliegen den vom ZVEI empfohlenen Allgemeinen Lieferbedingungen für Erzeugnisse und Leistungen der Elektroindustrie, soweit nichts anderes vereinbart wird.

Diese Broschüre ersetzt die vorige Ausgabe.

Fragen über Technik, Preise und Liefermöglichkeiten richten Sie bitte an den Ihnen nächstgelegenen Vertrieb der EPCOS AG oder an unsere Vertriebsgesellschaften im Ausland. Bauelemente können aufgrund technischer Erfordernisse Gefahrstoffe enthalten. Auskünfte darüber bitten wir unter Angabe des betreffenden Typs ebenfalls über die zuständige Vertriebsgesellschaft einzuholen.

Published by EPCOS AG

Corporate Communications, P.O. Box 80 17 09, 81617 Munich, GERMANY

☎ ++49 89 636 09, FAX (0 89) 636-2 26 89

© EPCOS AG 2002. Reproduction, publication and dissemination of this brochure and the information contained therein without EPCOS' prior express consent is prohibited.

Purchase orders are subject to the General Conditions for the Supply of Products and Services of the Electrical and Electronics Industry recommended by the ZVEI (German Electrical and Electronic Manufacturers' Association), unless otherwise agreed.

This brochure replaces the previous edition.

For questions on technology, prices and delivery please contact the Sales Offices of EPCOS AG or the international Representatives.

Due to technical requirements components may contain dangerous substances. For information on the type in question please also contact one of our Sales Offices.

