


Si photodiode S10043



Highly reliable photodiode for VUV detection

S10043 is a Si photodiode designed to detect high-power ArF excimer lasers (193 nm) with high accuracy and stability. By combining our newly developed technologies for forming ultra-thin PN junctions and high-reliability ultra-thin metal films, S10043 shows almost no change in sensitivity even after exposure to ArF excimer laser beam of 1 kJ/cm².

Features

- Greatly improved sensitivity stability even after exposure to ArF ($\lambda=193$ nm) excimer laser
- Windowless package *1

Applications

- ArF excimer laser detection
- Various UV detection

■ Absolute maximum ratings (Ta=25 °C)

Parameter	Symbol	Value	Unit
Reverse voltage	VR Max.	5	V
Operating temperature *2	Topr	-20 to +60	°C
Storage temperature *2	Tstg	-55 to +80	°C

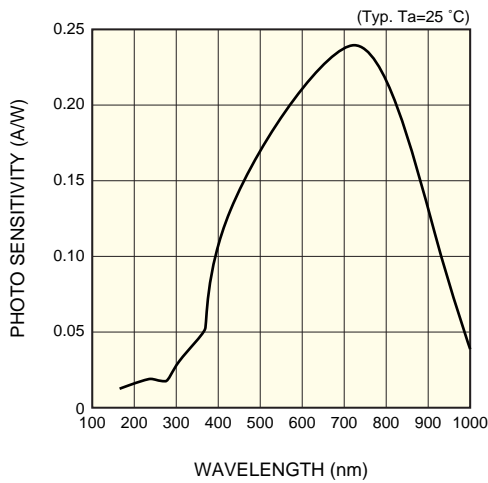
■ Electrical and optical characteristics (Ta=25 °C)

Parameter	Symbol	Condition	Min.	Typ.	Max.	Unit
Spectral response range	λ		-	190 to 1000	-	nm
Peak sensitivity wavelength	λ_p		-	720	-	nm
Photo sensitivity	S	$\lambda=193$ nm	10	15	-	mA/W
Dark current	Id	VR=10 mV	-	0.1	1	nA
Terminal capacitance	Ct	VR=0 V, f=10 kHz	-	4	-	nF
Rise time	tr	VR=0 V, RL=1 kΩ 10 to 90 %	-	9	-	μs

*1: S10043 uses a windowless package with no protection on the photodiode chip, and is shipped with the package held with glass tape. Remove the glass tape when using.

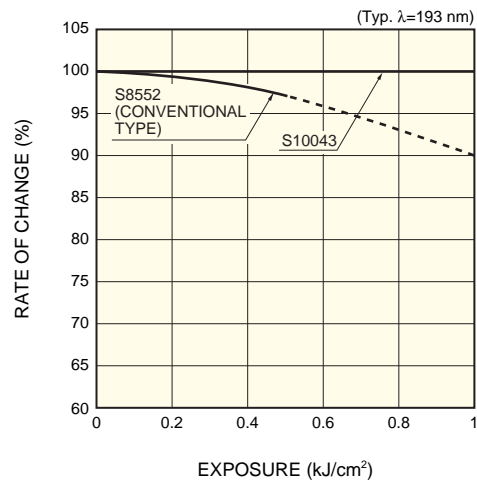
*2: No condensation

■ Spectral response



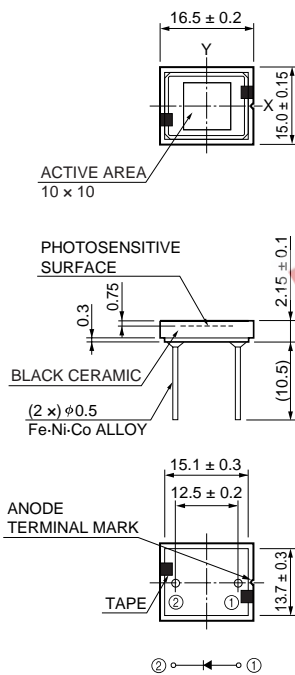
KSPDB0257EA

■ Sensitivity change after exposure to ArF laser



KSPDB0258EA

■ Dimensional outline (unit: mm)



KSPDA0171EA

■ Handling precautions

- Handle the photodiodes in a clean room.
- Never touch the photodiode chip surface and wire bonding.
- Wear dust-proof gloves and dust-proof mask.
- Use an air dust cleaner to blow away dust and foreign matter on the photodiode chip surface.
- Do not clean the photodiodes by any method other than air blow.

HAMAMATSU

Information furnished by HAMAMATSU is believed to be reliable. However, no responsibility is assumed for possible inaccuracies or omissions. Specifications are subject to change without notice. No patent rights are granted to any of the circuits described herein. ©2006 Hamamatsu Photonics K.K.

HAMAMATSU PHOTONICS K.K., Solid State Division

1126-1 Ichino-cho, Higashi-ku, Hamamatsu City, 435-8558 Japan, Telephone: (81) 53-434-3311, Fax: (81) 53-434-5184, www.hamamatsu.com

U.S.A.: Hamamatsu Corporation: 360 Foothill Road, P.O.Box 6910, Bridgewater, N.J. 08807-0910, U.S.A., Telephone: (1) 908-231-0960, Fax: (1) 908-231-1218

Germany: Hamamatsu Photonics Deutschland GmbH: Arzbergerstr. 10, D-82211 Herrsching am Ammersee, Germany, Telephone: (49) 08152-3750, Fax: (49) 08152-2658

France: Hamamatsu Photonics France S.A.R.L.: 19, Rue du Saule Trapu, Parc du Moulin de Massy, 91882 Massy Cedex, France, Telephone: 33-(1) 69 53 71 00, Fax: 33-(1) 69 53 71 10

United Kingdom: Hamamatsu Photonics UK Limited: 2 Howard Court, 10 Tewin Road, Welwyn Garden City, Hertfordshire AL7 1BW, United Kingdom, Telephone: (44) 1707-294888, Fax: (44) 1707-325777

North Europe: Hamamatsu Photonics Norden AB: Smidesvägen 12, SE-171 41 Solna, Sweden, Telephone: (46) 8-509-031-00, Fax: (46) 8-509-031-01

Italy: Hamamatsu Photonics Italia S.R.L.: Strada della Moia, 1/E, 20020 Arese, (Milano), Italy, Telephone: (39) 02-935-81-733, Fax: (39) 02-935-81-741

Cat. No. KSPD1072E01
Jun. 2006 DN