

15A BRIDGE RECTIFIERS

15A 桥式整流器

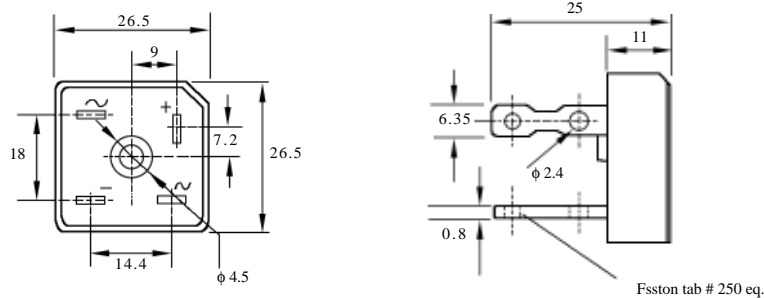
15A BRIDGE RECTIFIERS

最大额定值 Absolute MAX rating

项目 Description	符号 Symbols	条件 Conditions	额定值 Ratings	单位 Unit
贮存温度 Storage Temperature	T_{STG}		- 40 ~ +150	°C
结温 Operating Junction Temperature	T_J		150	°C
最大反向电压 MAX reverse Voltage	V_{RM}			
S15VB60			600	V
S15VB80			800	
S15VB100			1000	
平均正向整流电流 Average rectified Forward Current	I_O	50Hz Sine wave resistance load $T_C = 85^\circ\text{C}$ 50Hz 正弦波电阻负载	15	A
浪涌电流 Surge Current	I_{FSM}	Non-repetitive 50Hz 10ms Sine wave $T_J = 25^\circ\text{C}$ 不重复 50Hz 10ms 正弦波	200	A
绝缘强度 Dielectric strength	V_{dia}	Terminals to case AC 1 minute 端子与管壳间 AC 1 分钟	2	K V

 电性特征 Electrical characteristics $T_a = 25^\circ\text{C}$

正向电压 Forward Voltage	V_F	$I_F = 7.5\text{A}$	Max 1.05	V
反向漏电电流 Reverse leakage current	I_R	$V_R = V_{RM}$	Max 10	μA
热阻 Thermal resistance	Q_{JC}	结点管壳间 Junction to Case	Max 1.5	°C / W



外形尺寸
Outline dimensions

S15VB60 – S15VB100

15A 桥式整流器额定值与特性曲线

15A BRIDGE RECTIFIERS RATING & CHARACTERISTIC CURVES

FIG. 1 - DERATING CURVE FOR OUTPUT RECTIFIED CURRENT

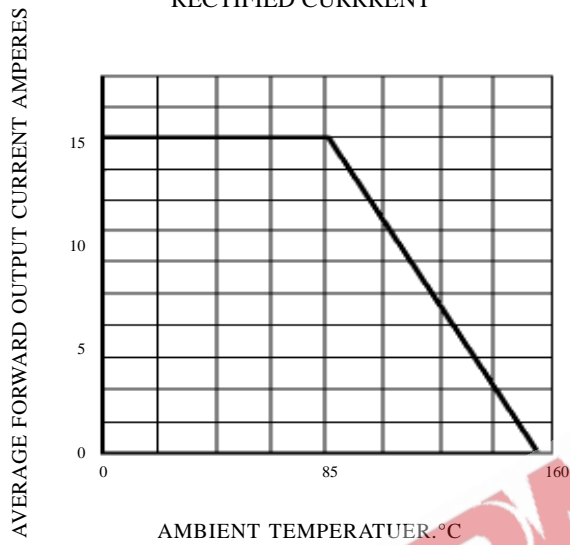


FIG. 2 - MAXIMUM NON-REPETITIVE PEAK FORWARD SURGE CURRENT PER BRIDGE ELEMENT

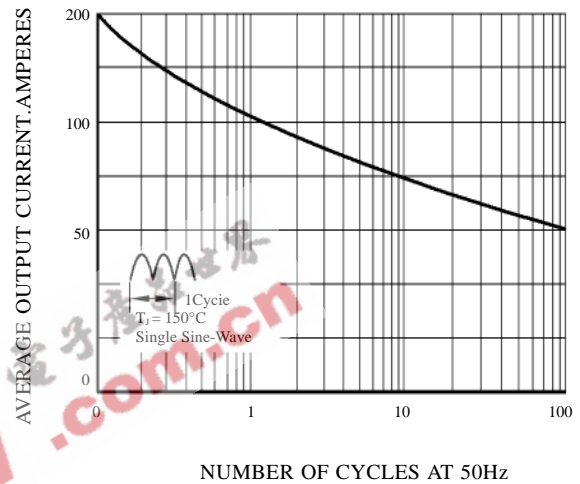


FIG. 3 - TYPICAL FORWARD CHARACTERISTICS PER BRIDGE ELEMENT

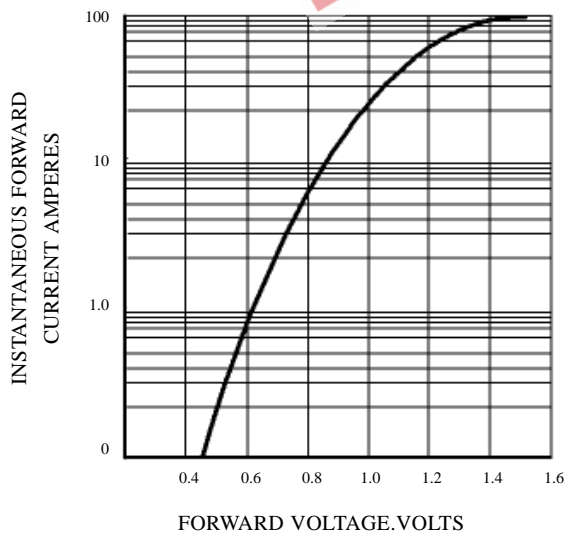


FIG. 4 - TYPICAL REVERSE CHARACTERISTICS PER BRIDGE ELEMENT

