



**Transys
Electronics
LIMITED**

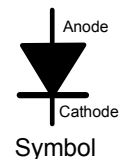
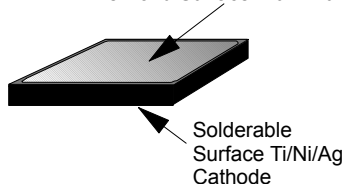
**SB106/138P125-W-Ag/Al
Schottky Barrier Diode Wafer
106x138 Mils, 125 Volt, 15 Amp**

Data Sheet

Features

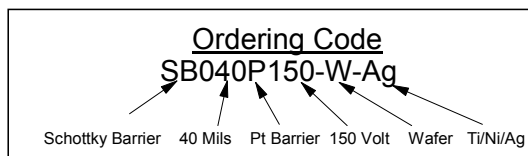
Oxide Passivated Junction
Low Forward Voltage
150 ° C Junction Operating
Low Reverse Leakage
Supplied as Wafers
Platinum Barrier

1. Solderable Surface Ti/Ni/Ag - Suffix "Ag"
2. Wire Bond Surface Aluminium - Suffix "Al"



Electrical Characteristics @ 25°C	Symbol	Unit	SB106/138P125-W-Ag/Al (See ordering code below)
Maximum Repetitive Reverse Voltage (2)	V_{RRM}	Volt	125
Maximum Forward Voltage (1)(2)	V_F	Volt	0.80
Typical Average Forward Rectified Current (2)	$I_{F(AV)}$	Amp	15
Reverse Leakage Current (2)	I_R	μA	10
Reverse Leakage Current @ 125°C (2)	I_R	mA	5
Junction Operating Temperature Range (2)	T_J	°C	-65 to +150
Storage Temperature Range (2)	T_{SG}	°C	-65 to +150

- (1) Pulse Width $t_p = < 300\mu S$, Duty Cycle $< 2\%$
 (2) The characteristics above assume the die are assembled in industry standard packages using appropriate attach methods.

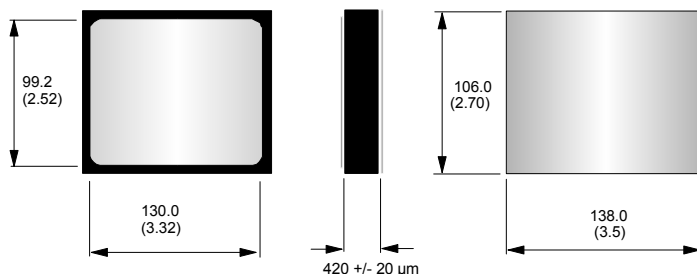


Mechanical Dimensions

Wafer

- Wafer Diameter - 100 mm (4")
- Wafer Thickness 420 +/- 20
- Top (Anode) - Ti/Ni/Ag (Suffix "Ag") or Aluminium (Suffix "Al")
- Bottom (cathode) Ti/Ni/Ag

Die



Third Angle Projection

Dimensions in mils (mm)

The information in this datasheet does not form part of any contract, quotation guarantee, warranty or representation, it has been produced in good faith and is believed to be accurate and may be changed without notice at anytime. Liability will not be accepted by Transys Electronics LTD for any consequences whatsoever in its use. This publication does not convey nor imply any license under patent or other intellectual/industrial property rights. The products within this specification are not designed for use in any life support apparatus whatsoever where malfunction can be reasonably expected to cause personal injury or death. Customers using these products in the aforementioned applications do so at their own risk and agree to fully indemnify Transys Electronics LTD for any damage/ legal fees either direct, incidental or consequential from this improper use or sale.



Transys Electronics LTD
 Birmingham UK.
 Email: sales@transyselectronics.com
 Website: www.transyselectronics.com
 Tel: + 44 (0) 121 776 6321
 Fax: + 44 (0) 121 776 6997

SCD0909-1

Page 1 of 1